



®

2008

Kustomwerks

Custom Parts for American Made Motorcycles



24HR Order Desk Toll Free Phone : 800 498 4711
24HR Order Desk Toll Free Fax : 800 498 4712

Get Wild Card

Fenders & Tanks from Kustomwerks

The finest custom Tanks and Fenders at any price!



KUSTOMWERKS®

*Custom Parts for American
Made Motorcycles.*

Call **800.498.4711** or fax **800.498.4712**
to place your order or to become an approved dealer

www.kustomwerks.com

1200 South Park Drive • Kernersville, North Carolina 27284



Table of Contents

A Word From The President	Page 2-3
Terms & Conditions	Page 4-5
A-Z Index	Page 6-9
Roller Packages	Page 10-11
2008 New Product Summary	Page 12-37

SECTION INDEX

Inlet & Exhaust	Page 01-02 thru 01-022
Frames, Accessories & Kickstands	Page 02-01 thru 02-069
Front Ends	Page 03-02 thru 03-021
Gas Tanks & Accessories	Page 04-02 thru 04-028
Dash & Instruments	Page 05-01 thru 05-09
Oil Tanks & Accessories	Page 06-02 thru 06-013
Fenders	Page 07-02 thru 07-026
Engine & Accessories	Page 08-01 thru 08-040
Clutch, Transmission & Drive Line	Page 09-01 thru 09-041
Handlebar & Controls	Page 10-02 thru 10-31
Brakes	Page 11-02 thru 11-020
Forward Controls, Footpegs & Accessories	Page 12-01 thru 12-022
Hubs, Axles, Wheels & Accessories	Page 13-01 thru 13-017
Lighting, License Plate Mounts & Accessories	Page 14-02 thru 14-021
Electrical & Accessories	Page 15-02 thru 15-044
Miscellaneous	Page 16-01 thru 16-021
Part # / Page # Reference	Page 17-02 thru 17-013
OEM Cross Reference	Page 17-014 thru 17-019
Conversion Chart	Page 17-020

Hours: Monday thru Friday 9:00 A.M. to 6:00 P.M. E.S.T.

24 Hour Order Desk Toll Free Phone: **800 498 4711**

24 Hour Order Desk Toll Free Fax: **800 498 4712**

Email Address: **sales@kustomwerks.com**

Kustomwerks Inc.

1200 South Park Drive

Kernersville

NC 27284

General Inquires Phone: **336 996 8690**

General Fax: **336 996 8691**

A Word from the President

Dear Dealers

With the 2008 Kustomwerks catalog, we are celebrating our 5th year in business.

There is a conventional wisdom that most new businesses will fail in the first 5 years of going into business. KUSTOMWERKS is still here, and we're going to be here because we're in this for the long haul.

With the tightening of our market place over the course of the past year there have been changes to our industry's landscape and many rumors flying around. We even had a dealer call us to tell us that some rep. had told him that WE were going out of business. Well, at least we proved that rep. wrong!

To quote Mark Twain, "The rumors of my death have been greatly exaggerated".

We're 5 years old and we've already witnessed a red hot market in 2005 and a very slow market in 2007. This market will cycle back up as many of the riders that came into the sport in the big years get back to spending money on their motorcycles.

KUSTOMWERKS will be here to see it!

The DEALERS that have figured out what KUSTOMWERKS has to offer already understand. I'd like to thank those dealers for their continued business.

For the Dealers that haven't tried us, and haven't figured out that;

- ◆ Kustomwerks is very price competitive compared with other distributors
- ◆ You talk to a person when you call our sales group
- ◆ We don't make Dealers maintain a minimum annual dollar volume
- ◆ We don't have a minimum dollar shipment charge
- ◆ We don't have a minimum initial order volume
- ◆ We offer same day shipping on orders received by 4:00PM Eastern Time.
- ◆ Exclusive WILDCARD fenders and gas tanks – the best value and quality on the market

Here's to wishing all of our current and future dealers a prosperous 2008!



Don Hannon
President

New modern office and warehouse facilities. Conveniently located in the Piedmont Triad area of NC close to several LTL carrier hubs.



Twelve dock high doors for rapid loading and unloading of parts.



Substantial inventory with all the right tools to process your order on a “shipped the same day” basis. The latest packing equipment is used to insure safe delivery of your parts.

WARNING

Serious injury could occur from the improper installation, the alteration of a part, or improper maintenance to a motorcycle. The installer must exercise good judgment in the installation, alteration, part fitment, and maintenance of a motorcycle. *Kustomwerks* has no control over the judgment of installers and assumes no liability for the failure of others to use good judgment.

IMPORTANT NOTICE

We are not affiliated with the Harley Davidson® Motor Company. **No products in our catalog are made by, or with the permission of the Harley Davidson® Motor Company.** All words used in this catalog referring to any motorcycle manufacturer, models or motorcycle, or part numbers are intended for use as reference only. Although our parts are not original equipment, our intention is to provide quality parts that meet or exceed O.E.M. specifications. Harley-Davidson® and other model names of Harley® motorcycles are used as a reference only. Some H-D® part numbers are also used as reference only. We provide parts that can be used on a Harley-Davidson® motorcycle.

PRICING

The Dealer must determine their selling price. We list suggested retail pricing but it is intended to be used as a guide only. Dealer pricing is subject to change without written notification. All prices in our price list are current at time of publication but are subject to change as we incur price increases from our Vendors. We will quote current prices to telephone inquiries whenever requested. All Dealer prices indicated are F.O.B. Kernersville, NC.

TERMS OF BUSINESS

Standard terms are C.O.D. - cash, money order or certified check. C.O.D - Company Check is a credit privilege. We will accept checks from dealers whose financial histories justify this credit privilege. Once you submit a credit application we will check with your credit references and your bank, and advise you of our decision if we are able to accept your company checks. If a C.O.D. shipment is not accepted, the customer is liable for transportation costs and a 25% restocking charge will be added to a future order. A 50% deposit may be required on all future orders. If your bank returns a check to us unpaid / N.S.F. your account will revert to CASH ONLY. We sell only to licensed motorcycle businesses, WE DO NOT SELL RETAIL.

OPEN ACCOUNT TERMS

Open Account terms will be extended as a courtesy to select well-rated companies. **Open account terms are NET 10 Days Receipt of Invoice. Your account will be delinquent 30 days from Invoice date.** Delinquent accounts will have their orders held until the account is current and may revert to C.O.D. - Company check or CASH.

CREDIT CARD PAYMENT

KUSTOMWERKS accepts MASTERCARD, DISCOVER, VISA, and AMERICAN EXPRESS. If your credit card is declined, we will ship the order according to your normal payment terms.

HOURS OF BUSINESS

The order desk is open to receive telephone orders Monday thru Friday 9:00 A.M. to 6:00 P.M. E.S.T. We have an answering machine to take orders during the hours our order desk is closed. We have a toll-free order FAX number that is available Nationwide in the U.S.A. Please have part numbers, descriptions, and quantities ready when you call.

WARRANTY

KUSTOMWERKS, INC. makes no warranty of the parts that are distributed by us, expressed or implied, including, without limitation, any warranties of merchantability and fitness for a particular purpose. If the manufacturer has a warranty, it will be included with the product. Warranty's on Killer Watts Batteries are limited to 6 months from the dealers invoiced purchase date. Batteries accepted for warranty will be on a replacement basis only, no credit will be issued for a defective battery.

BACK ORDERS

Items not in stock when ordered will be back ordered and marked B.O. on your invoice. We **DO NOT** ship back ordered items automatically, but will notify you when they come in up to 30 days after date of invoice. After 30 days, if the item is still needed, please reorder.

SHIPPING OF ORDERS

Dealer orders will be shipped by United Parcel Service or FedEx ground. Items too large for UPS or FedEx will be sent by motor freight. Any refused shipment will be restocked with a 25% restocking charge plus all outbound and inbound freight costs.

PREPAID FREIGHT

Orders over \$295.00 shipped, not including C.O.D. fees, transportation costs, and insurance fees, will be shipped on a prepaid basis within the continental United States. We do not pay C.O.D. or insurance fees.

FREIGHT DAMAGED MERCHANDISE

All merchandise is packed and in good condition at the time of shipment. Title to the merchandise passes to the customer on delivery to the common carrier. Any damage claim must be filed with the carrier at the time of delivery, not with *Kustomwerks*. Parcels must be signed for as "damaged" at the time of accepting the shipment.

RETURNS

After 30 days there will be a restocking fee, there are no returns after 90 days. A "Return Merchandise Authorization Number" must be obtained prior to returning merchandise to *Kustomwerks*. The RMA number must appear on the box of your return. Merchandise returned for credit must be in "NEW" condition. Returns must be sent prepaid. All returns are subject to inspection to receive credit. Items, which are not in the condition indicated on the RMA, will be returned at the dealer's expense. Any serialized part that has a Manufacturer's Statement of Origin (MSO) issued for the part must be returned with the MSO or credit will not be issued. Reimbursement for approved returns will be in the form of merchandise credit only. Cash or checks will not be issued. Items returned on an RMA will not be eligible for reimbursement of labor or paint costs. Electrical parts that have been installed and run will not be accepted for return unless it is covered by the manufacturer.

MANUFACTURER'S STATEMENTS OF ORIGIN

For items in shipments requiring an MSO, the MSO document is sent via Parcel Post / Certified Mail following the shipment and full payment of the item(s). The MSO document will be shipped in an envelope stating "MSO ENCLOSED". A \$50.00 processing fee is charged for all replacement or duplicate MSO's.

CATALOG LISTINGS

We have tried to confirm where possible the contents and specifications of this catalog. We assume no liability for any errors in specifications, part numbers or model applications. We reserve the right to change specifications, product descriptions, model applications and pricing at any time without notice or further obligation. ©Copyright 2003-2008 by *Kustomwerks Inc.* All rights reserved. No part of this catalog may be reproduced, transmitted, or stored by any electronic or mechanical means without express prior written permission from *Kustomwerks Inc.*

A

	Page #
Accelerator Pump Assembly	01-08
Advance Unit Assemblies	15-019
Air Cleaner Covers	01-07
Air Cleaner Kits	01-03 & 01-04
Air Cleaner Mounting Brackets	01-05 & 01-06
Air Filter Covers	01-05
Air Filters	01-07
Air Temperature Sensor	01-010
Alternator Kits	15-039
Alternator Plug Retainer	15-038
Alternator Rotor Spacer	15-040
Armatures	15-038
Assembly Lubricant	16-011
Axle Adjusting Kits	13-06
Axle Cap Kits	13-06
Axle Spacers	13-05 & 13-06
Axles & Hardware	13-04 & 13-05

B

	Page #
Banjo Bolt Seals	11-019 & 10-015
Banjo Bolts	11-05 & 11-019
Barometric Sensor	01-010
Batteries	15-013 & 15-014
Battery Covers	15-016
Battery Straps	15-015 & 15-016
Battery Tray Cushion Rubbers	15-015
Battery Tray Kit	15-015
Battery Tray Rubber Mounts	15-015
Belt Drives	08-021 thru 08-028
Belt Guards	09-039 thru 09-041
Belts	09-031 & 09-032
Brake Caliper Brackets	11-06
Brake Caliper Repair Kit	11-06
Brake Calipers	11-03 thru 11-05
Brake Drums	11-06
Brake Fluid	16-07 & 11-016
Brake Hardware	11-010 & 11-011
Brake Hose Clamp	11-020 & 10-015
Brake Lever Clamp	10-018
Brake Levers	10-017 & 10-018
Brake Lines & Fittings	11-016 thru 11-018
Brake Master Cylinder Covers	11-020
Brake Master Cylinder Reservoir	11-020
Brake Master Cylinders Front	10-010 thru 10-014
Brake Master Cylinders Rear	11-015
Brake Master Plunger	11-09 & 11-015
Brake Master Repair Kits	11-019
Brake Pads	11-012 thru 11-014
Brake Pedal Backing Plates	12-04
Brake Pedal Rubbers	12-011
Brake Push Rod	12-010
Brake Rotors	11-07 thru 11-09
Brake Shoes	11-06
Brake Tee's	11-020
Bungee Cords	16-07

C

	Page #
Cable Clamps	10-015
Cable Guides	05-09
Cables	10-019 thru 10-023

Cam Position Sensor	08-07 & 15-021
Camshaft Bearing	08-07
Camshaft Support Plate	08-06
Carburetor Cover	01-08
Carburetor Kits	01-08
Carburetor Main Jet	01-09
Chain Adjuster Pads	08-016
Chain Guards	09-038 thru 09-041
Chain Lubricant	16-011
Chains	08-033 & 09-033
Circuit Breakers	15-018
Clutch	09-08 & 09-09
Clutch "Pull Easy" Kits	09-015
Clutch Adjusting Screws	09-013
Clutch Backing Plates	09-014
Clutch Cables	10-023
Clutch Diaphragm Springs	09-011
Clutch Hardware Kits	09-034
Clutch Hub Nuts	09-013 & 09-014
Clutch Hubs	09-012
Clutch Lever Clamp	10-018
Clutch Levers	10-017 & 10-018
Clutch Master Cylinders	10-010 thru 10-014
Clutch Pivot Pin	10-016 & 10-018
Clutch Pressure Plates	09-09 thru 09-011
Clutch Pull Rod	09-015
Clutch Release Finger	09-013
Clutch Release Kits	09-015
Clutch Release Levers	09-015
Clutch Release Plate	09-013
Clutch Roller Bearing Retainer	09-014
Clutch Throw Out Bearing Kit	09-014
Coil & Ignition Relocation Switch	04-021
Coil Brackets	15-032
Coil Covers	15-033
Coils	15-029 & 15-030
Compensating Sprocket Kits	08-032
Compensating Sprocket Sliding Cam	08-033
Compression Release Valve	08-010
Crankcase Breathers	01-07 & 01-08

D

	Page #
Dash Indicator lights	05-03 & 05-05
Dash Kits	05-02
Dash Panels	05-02 & 05-03
Dash Rubber Trim	05-02
Dealer Signs	16-07
Debris Deflector	02-062
Derby Covers	08-030 & 08-031
Drive Belts	09-031 & 09-032
Drive Chains	09-033

E

	Page #
Engine Bearing Retainer	08-010
Engine Cylinders	08-05
Engine Drain Plugs	08-010
Engine Hardware Kits	08-039 & 08-040
Engine Mounts	08-02 thru 08-04
Engine Nose Cones	08-07
Engine Oil	08-037, 08-038, 16-09 & 16-010
Engine Skid Plate	08-010

Engine Sprockets	08-032 & 08-033
Engine Temperature Sensor	08-010
Engine Umbrella Valves	08-06
Exhaust Baffles	01-019
Exhaust Clamps	01-022
Exhaust Flange Bolts	01-011
Exhaust Flange Snap Rings	01-022
Exhaust Flexible Cover	01-022
Exhaust Gaskets	01-022
Exhaust Heat Shields	01-022
Exhaust Insulating Wrap	01-020
Exhaust Insulating Wrap Coating	01-021 & 16-07
Exhaust Mounting Brackets	01-019
Exhaust Pipe Builders Kit	01-021
Exhaust Power Cones	01-021
Exhaust Wrap Snap Straps	01-021 & 16-07
Exhausts Pipes & Mufflers	01-012 thru 01-019
Extended Sprocket Shafts & Nuts	08-036

F _____ Page

Fender Braces	07-026
Fender Mountings Springer	03-07 & 07-24
Fender Spacers	07-024
Fender Struts	07-025
Fender Trims	07-026
Fenders	07-03 thru 07-023
Floor Board Rubbers	12-022
Floor Boards	12-022
Foot Peg Clevis Set	12-021
Foot Peg Mountings	12-020 & 12-021
Foot Pegs	12-08, 12-010, 12-012 thru 12-021
Foot Rest Rubbers	12-017
Fork Assemblies	03-03 thru 03-08
Fork Boots	03-012
Fork Bushes	03-09 & 03-012
Fork Dampers	03-010
Fork Legs	03-09
Fork Lock & Stem Nut Covers	03-021
Fork Oil	03-014 & 16-011
Fork Seal Retaining Ring	03-012
Fork Seals	03-013
Fork Springs	03-011
Fork Stem Nut Covers	03-021
Fork Stops	03-020
Fork Tube Bolts	03-012
Fork Tube Covers	03-013
Fork Tube Plug Washers	03-012
Fork Tube Plugs	03-012
Fork Tube Tubes	03-09 & 03-010
Forward Control Extension Kits	12-03
Forward Control Relocation Kits	12-03
Forward Controls	12-02 thru 12-09
Frames - Europe	02-046 thru 02-049
Frames - USA	02-03 thru 02-45 & 02-050 thru 02-052
Front Axles	13-04
Front Pulley Inserts	08-035
Fuel Filters	01-09, 01-010 & 04-026
Fuel Hose & Ends	04-027
Fuel Injection Kit	01-09, 15-021 thru 15-027

Fuel Injectors	01-010
Fuel Pressure Regulators	01-010

G _____ Page

Gas Cap Covers	04-022
Gas Caps	04-022 thru 04-024
Gas Tank Bungs	04-027
Gas Tank Mounting Kits	04-021
Gas Tank Mounting Rubbers	04-021
Gas Tank Repair Kit	04-028 & 16-08
Gas Tanks	04-03 thru 04-020
Generator Covers	15-039 & 15-040
Generator Field Coils	15-038
Generators	15-039
Goggles	16-07
Grips	10-08 & 10-09

H _____ Page

Handlebar Bushing	10-07
Handlebar Clamps	10-05
Handlebar Control Kits	10-011 thru 10-014
Handlebar Dampening Kits	10-07
Handlebar Grips	10-08 & 10-09
Handlebar Hardware	10-04 & 10-013
Handlebar Levers	10-017 & 10-018
Handlebar Riser Adaptors	10-06
Handlebar Risers	10-04 thru 10-06
Handlebar Switch Covers	15-07 & 15-08
Handlebar Switch Housings	15-07 & 15-08
Handlebar Switch Retaining Plates	15-07
Handlebar Switches	15-03 thru 15-08
Handlebar Wiring Harness	15-05 & 15-06
Handlebars	10-03
Hardware Kits	16-013 thru 16-021
Harness Controller	05-04
Head Bolt Covers	08-010
Head Cone Upper Seat	03-021
Headcup Dust Shield	03-021
Headcups & Bearings	03-020 & 03-021
Headlight Buckets	14-04, 14-05 & 14-08
Headlight Bulbs	14-011
Headlight Housing Conversion Kit	14-010
Headlight lens	14-07
Headlight Mountings	14-03, 14-010 & 14-011
Headlight Trims	14-010
Headlight Visors	14-010
Headlights	14-03 & 14-06
Heel Rests	12-018
Highway Cruiser Bars	12-012
Highway Peg Brackets	12-012
Horns	15-09

I _____ Page

Idle Cables	10-020
Ignition Coil Covers	15-033
Ignition Coils	15-029 & 15-030
Ignition Condensers	15-020
Ignition Leads	15-028 & 15-029
Ignition Module Cover	15-033
Ignition Modules	15-026
Ignition Points	15-020

Ignition Switch Relocation Covers	15-03
Ignition Switches	15-03
Inlet Manifold Clamps	01-011
Inlet Manifold Seals	01-011
Inner Primary Covers	08-016 thru 08-019
Inner Tubes	13-016
Inspection Covers	08-030
Inspection Sticker Plate	16-07
Instrument Bracket Tree	05-04
Instruments & Wiring	05-04

K

Page

Kickstand Brackets	02-061
Kickstand Extensions	02-061
Kickstand Spring Anchor Plates	02-061
Kickstand Springs	02-061
Kickstand Stops	02-061
Kickstand Wedge	02-061
Kickstands	02-058 thru 02-060
Kickstart Arms	09-036
Kickstart Covers	09-035
Kickstart Gears	09-037
Kickstart Kit	09-035
Kickstart Pedals	09-035 & 09-036
Kickstart Shaft Bushes	09-037
Kickstart Shafts	09-037
Kickstart Spring Covers	09-037
Kickstart Springs	09-037

L

Page

LED Bulbs	14-011
Levers for Clutch and Brakes	10-017 & 10-018
License Plate Backing Plates	14-015
License Plate Brackets	14-021
License Plate Frames	07-026 & 14-015
License Plate Holders with Tail lights	14-015 thru 14-020
License Plate Mounts	07-026
Light Bulbs	14-011
Lowering Kit for Softails	02-057 & 02-58
Lowering Kit for Twincams	02-057
Lubricants	16-09 thru 16-011

M

Page

Mainshaft Bearing Clips	08-020
Mainshaft Support Bearing	08-020
Manifold Clamps	01-011 & 01-022
Marker Lights	14-012 & 14-013
Master Cylinder Brake Plunger	11-09 & 11-015
Master Cylinder Covers	11-020
Master Cylinder Repair Kits	11-019
Master Cylinders Front	10-010 thru 10-014
Master Cylinders Rear	11-015
Mirror Clamps & Extensions	10-031
Mirrors	10-024 thru 10-031
Motor Mount Adaptor - Twin Cam	08-04
Motor Mount Covers	08-04
Motor Mounts	08-02 thru 08-04

O

Page

Oil	16-09 thru 16-011
-----	-------------------

Oil Filler Caps	06-09
Oil Filter & Regulator Bracket	08-012
Oil Filter Housing Covers	08-015
Oil Filter Housings	08-015
Oil Filter Magnetic Double Action	08-014
Oil Filter Spin On Kits	08-013
Oil Filters	08-011, 08-012 & 08-014
Oil Fittings	06-011 thru 06-013
Oil Fittings	16-012 & 16-013
Oil Lines & Ends	06-012
Oil Pressure & Speedo Gauge Kit	06-010 & 06-011
Oil Pressure Gauge Bracket	06-010
Oil Pressure Gauges	06-011
Oil Pressure Lines	08-013
Oil Pressure Switches	06-08, 08-015 & 15-011
Oil Pump Covers	08-014
Oil Pumps	08-014
Oil Tank Mounting Brackets	06-09
Oil Tank Rubber Mounts	06-012
Oil Tanks	06-03 thru 06-08
Oil Temperature Gauge	06-09
Outer Primary Covers	08-016 thru 08-019

P

Page

Petcocks	04-025 & 04-026
Pivot Axle Kit	02-062
Pivot Bolt Covers	02-062
Point Covers	08-031
Points	15-020
Primary Adjusting Shoes	08-016
Primary Case Oil	16-010
Primary Chain Tensioner Kit	08-016
Primary Chains	08-033
Primary Covers	08-016 thru 08-019
Primary Drain Plug	08-018
Primary Drive Kits	08-019
Primary Inspection Covers	08-030
Primary Lock Tabs - Inner	08-016
Primary Offset Kits	08-020 & 08-029
Primary Oil Seal	08-020
Primary Shifter Shaft Bushing	08-016
Primary Spacers	08-034, 08-035 & 13-07
Pulleys, Spacers & Inserts	09-026 thru 09-028
Push Rod Covers	08-08
Push Rod Kit	08-09
Push Rod Tubes	08-08

R

Page

Rear Axle Nuts	13-05
Rear Axles	13-05
Rear Sprockets	09-024 thru 09-026
Rear Wheel Adjusters	13-06
Regulator Bracket	15-033
Regulators	15-041 thru 15-044
Relays	15-017
Rocker Arm Support Plate	08-06
Rocker Arms	08-06
Rocker Cover Hardware	08-05
Rocker Cover Spacers	08-05

Rocker Covers 08-06 & 08-07
 Roller Bearing Retainer 08-010

Swingarms 02-053
 Switch Housings 10-016
 Switches 15-03 thru 15-011

S

	Page #
Seat Brackets	16-06
Seat Mounting Hardware	16-06
Seat Mounting Kits	16-05
Seat Pillion Pads	16-02 thru 16-04
Seat Quick Release Pins	16-06
Seat Springs	16-06
Seats	16-02 thru 16-05
Shift Levers	09-016
Shift Pegs	09-017, 12-010, 12-012 thru 12-019
Shifter Rod End	12-010
Shifter Rods	12-010 & 12-011
Shock Covers	02-064
Shock Studs & Hardware	02-063 & 02-064
Shocks - Air Adjustable	02-068 & 2-069
Shocks - Rear	02-064 thru 02-069
Sissy Bars	07-021
Spark Plug Covers	08-010
Spark Plugs	15-031
Speedo Cable Guide	05-09
Speedo Cables	10-021 & 10-022
Speedo Drives	05-09
Speedo Kit - Rear Wheel	05-08
Speedo Mounting Kits	05-03, 05-04 & 05-08
Speedo Pickups	05-05
Speedo Sensor Cover	09-07
Speedos	05-06 thru 05-08
Spotlight Lens	14-09
Spotlight Mounting Brackets	14-05 & 14-011
Spotlights	14-08
Sprocket Covers	08-07
Sprocket Nuts	09-024
Sprocket Shaft Extension	08-036
Sprocket Shafts	08-036
Sprockets	08-032 & 08-033
Starter Bushes	08-020 & 15-037
Starter Button	15-04
Starter Coupler	08-029 & 15-037
Starter Drive Assemblies	15-036
Starter Gear Lever	15-037
Starter Jackshaft Kit	15-037
Starter Motor Housings	15-037
Starter Motors	15-034 & 15-035
Starter Oil Deflector Plate	15-034
Starter Repair Kit	15-036
Starter Shaft	15-036
Starter Solenoid Covers	15-034
Starter Solenoid End Rubbers	15-034
Starter Solenoids	15-036
Stator Installation Kit	15-040
Stator Rotors	15-040
Stators	15-038
Steering Stops	03-020
Stop Light Switches	15-03, 15-05 & 15-011
Swingarm Bolts	02-062
Swingarm Bumper Rubbers	02-057
Swingarm Covers	02-062 & 10-010
Swingarm Kits for Wide Tires	02-054 thru 02-057
Swingarm Pivot Bolt Covers	02-062

T

	Page #
Tachometers	05-06 thru 05-08
Tail Light Brackets	14-015
Tail Light Grills	14-015
Tail Lights	14-014 & 14-015
Throttle Assembly	10-09
Throttle Cables	10-019
Throttle Grips	10-08 & 10-09
Throttle Position Sensor	01-010
Tie Downs	16-07
Transmission Adjusting Kit	09-036
Transmission Cases	09-06
Transmission Conversion Kit	09-05 & 09-06
Transmission Drain Plugs	09-019
Transmission End Cover	09-020
Transmission Gears	09-018
Transmission Main Shaft	09-018
Transmission Mounting Plate	02-062 & 09-019
Transmission Neutral Switches	09-07, 15-010 & 15-011
Transmission Oil	16-010 & 16-011
Transmission Pickups	05-05 & 09-07
Transmission Pulleys	09-022 & 09-023
Transmission Shift Forks	09-018
Transmission Sprocket Nut	09-021
Transmission Sprockets	09-021 thru 09-024
Transmission Top Cover	09-020
Transmissions	09-02 thru 09-04
Triple Trees	03-015 thru 03-019
Turn Signal Mounting Bars	14-013
Turn Signals	14-012

W

	Page #
Water Proof Grease	16-011
Wheel Alignment Tool	13-04
Wheel Bearing Grease	13-07
Wheel Hub Oil Seals	13-02
Wheel Hub Spacers	13-03
Wheel Hubs	13-02 & 13-03
Wheel Rim Strips	13-016
Wheel Rims	13-016
Wheel Spacer	13-07
Wheel Spokes	13-017
Wheels Billet Aluminum	13-08 thru 13-011
Wheels Spoked	13-012 thru 13-015
Wiring Harness	15-05 & 15-06
Wiring Harness Controller	05-04 & 15-021

KUSTOMWERKS offers a wide variety of frames, wheels, tanks, sheet metal, brakes etc.. We don't lock you in to taking a specific build sheet, or else. When you get ready to build something, give your KUSTOMWERKS SALES REP. a call to put together a package of related parts, you'll be pleased with our pricing when you group a package of parts together.

The Bobber



The Bobber consists of a Kraft/Tech 180 Tire Frame and is the same platform used by many of the Old School Manufacturers. Ask your Sales Rep. for the details of our Build list or modify individual components to build it your way. We have very competitive pricing on these packages, and allow substitutions so you can get what you want. Our build lists are available on request. Call your sales rep.

Heritage Style



The "Heritage-Style" Package offers a nostalgic look that isn't widely available. Call your rep. today to get the details on this package of parts and create your own dream.

KUSTOMWERKS offers a wide variety of frames, wheels, tanks, sheet metal, brakes etc.. We don't lock you in to taking a specific build sheet, or else. When you get ready to build something, give your KUSTOMWERKS SALES REP. a call to put together a package of related parts, you'll be pleased with our pricing when you group a package of parts together.

Stock Style



The "Stock-Style" Package provides the platform to build your own "Standard". Stock width Kraft/Tech frame offers stock rake, stretch, and width and will accept stock components. This is one of the most economical ways to start building.

GETOFFAMYCLOUD



The "GETOFFAMYCLOUD" offers the popular components to build your own chopper. A 250 wide tire Kraft/Tech 38 degree rake, 8" up in the front tubes, and 4" extended backbone has all the right stuff to get in the wind. Want to change the wheels – no problem. Want to change the tank – no problem. Call your sales rep. and make it your way!

Stainless Exhaust Flange Studs & Nuts



05520 SOLD AS SET

Fits all models.

Polished stainless steel exhaust flange 5/16" - 24 studs and nuts.

Engineered for performance and style. Diamond Engineering's exhaust stud kit makes installation easy with their bullet nose studs and 12 point nuts. The studs are manufactured from custom 450 stainless, heat treated and polished to a mirror finish. The bullet nose makes it easy to start the nuts and adds a custom touch and more shine to your ride. The twelve point nuts have a small wrenching size for clearance with even the biggest pipes. The nuts are made from A286 stainless and rated at 180,000psi tensile.

Stainless Exhaust Flange Nuts



05522 SOLD PACK OF 50

Fits all models.

Polished stainless steel exhaust flange nuts for 5/16" - 24 studs.

Diamond Engineering's polished stainless 5/16" - 24 twelve point flange nuts have a small wrenching size for clearance with even the biggest pipes. The nuts are made from A286 stainless and rated at 180,000psi tensile. Now available in convenient packs of 50.



Daytona Twin Scan II



75240 SOLD AS KIT

Fits fuel injected models from 2001 thru 2007 with Delphi® system including V-Rod models and carbureted models from 2003 thru 2006 with 12 pin ignition module. Kit includes Software on CD-rom.

The new Twin Scan II provides diagnostic capabilities not found in any other available tools. The Twin Scan II is especially useful for diagnosing hard to find intermittent trouble codes. The motorcycle can be operated while the unit is installed. Under normal conditions (no trouble code), the unit will store data for the last hour of operation. If a trouble code is set, the unit automatically stops logging data 30 minutes after the code is set. This allows you to examine data before and after the code was set, even days later. You have a range of capabilities for analyzing and printing out logged data that is displayed in a chart recorder format. The Twin Scan II interfaces to a laptop PC. Minimum PC requirement is a 300 MHz Pentium running Windows 98/ME/XP with SVGA display (1024 x 768 pixels) and available USB port.

- Uses laptop PC for display. Includes Windows software.
- Reads and clears diagnostic trouble codes from ECU (engine control unit), TSSM (turn signal/security module), speedometer, and tach.
- Real time display of engine data on instrument panel type display.
- Built-in data logging. Stores up to one hour of data. Automatically triggers when a trouble code is set. Shows data before and after code is set.
- Includes two analog inputs for air/fuel ratio (AFR). All Twin Scan II units can be upgraded to Twin Scan II+ for use as tuning aid.

Inspection Sticker Plate



28008 SOLD EACH

Fits custom applications.

Nicely chrome plated inspection sticker plate, use for most state inspection stickers. Measures 3" x 3" with a 1/2" mounting hole.

300 Wide Tire Kit for 2000 to Present Style Frames



23199 SOLD AS KIT
300 wide tire kit for 2000 to present style frames.

True bolt on kit with only minimal cutting required. Kit includes Dagger style Swingarm made from 1-3/8" mandrel bent DOM steel tubing, 13.5" one piece 14 gauge deep drawn strutless fender, stainless steel splash guard for 88B 300 right side drive rear section, raw finish rear shorty belt guard, 1" rear axle and axle kit with chrome hidden axle cover plates and hardware.

Note : Requires right side drive transmission or right side drive conversion of stock transmission. This kit requires relocation of the tail light and license plate bracket and wiring.

Dual Action Lowering Kit



63046 SOLD AS KIT
Fits Softail models from 1989 thru 1999.

Investment cast stainless steel will not rust or corrode like regular steel, or chrome steel. Easily adjustable ride height up to 2" lower. Bushing is moly impregnated which provides permanent lubrication without grease to keep your motorcycle clean. Adjustment can be made before installation, and again after the shocks are installed. Will work with OEM and aftermarket shocks for 89 thru 99 Softails.

Stainless Softail Shock Absorber Bolts



05523 SOLD AS SET
Fits Softail models from 2000 thru 2007.

Polished stainless steel shock absorber bolts



Springer Style Front Ends



62086 SOLD EACH
2" under stock length black Springer front end.

62083 SOLD EACH
Stock length black Springer front end.

62084 SOLD EACH
2" over stock length black Springer front end.

62085 SOLD EACH
4" over stock length black Springer front end. 2003.

These Springers can be used on H-D and Aftermarket frames. This complete assembly includes a custom axle and spacers. The front end can be used with internal fork stops and a left or right side brake set up can be used. These front ends don't provide any fender mounts. Fender mounting Tabs available separately PT#11515

Sportster Wide Tire Swingarm Kits



08026 SOLD AS KIT
Fits Sportster models from 1991 thru 2003.
180 / 200 wide tire kit

08027 SOLD AS KIT
Fits Sportster models from 2004 thru 2006.
180 / 200 wide tire kit

08025 SOLD AS KIT
Fits Sportster models from 1991 thru 2003.
240 / 250 wide tire kit

08028 SOLD AS KIT
Fits Sportster models from 2004 thru 2006.
240 / 250 wide tire kit

Ready to start running the big rubber on the rear? Now you can do it with quality and style using our Ledsled swingarm kits. The kits fit 1991 thru 2006 Sportys. Choose from 4 kits : 180 / 200 or 240 / 250 kit. The kits come with detailed instructions and a complete photo shoot of the process to modify your own Sporty. You must have a saw and a welder and **must be a qualified mechanic** to do this installation.

Fork Stem Bolt & Cover Kit



62194 SOLD AS KIT
Replaces 4453
Fits FLST, FXR, FXD and XL models from 1986 to present.

Nicely chrome plated fork stem cap with Zinc plated bolt and washers. 1/4" - 20 stud screws into the bolt head.

One Piece Stretched Smooth Top Gas Tank for Softail Models



20117 SOLD EACH
Fits Softail models 1984 to 1999, takes single screw in type gas caps (style A) not included. Stock seat will need to be replaced with a narrow seat. Tank has a capacity of 4.2 gallons.

This one piece stretched gas tank will give your Softail the long, slippery stretched look associated with the top Custom bike builders. The stretched section is not a weld on piece but an integral part of the tank. Its design will give your bike smooth, flowing lines and a very classy look.

2" Stretched Gas Tank for Softail Twin Cam Models



20116 SOLD EACH
Fits carburetor equipped Softail models 2000 thru 2003, takes single screw in type gas caps (style A) not included.

This one piece flat top 2" stretched gas tank has a center mounted bung to take one OEM style screw in style gas cap. Tank has no provision to install a dash.



Style A

All gas tanks must be pressure tested, cleaned with tank cleaner and sealer before painting to protect the final finish and prevent internal rusting during winter storage. Always install the gas tank before painting to check fork, triple tree and handlebar control clearances.

One Piece Chopper Square Cut Pop Up Gas Cap Style Gas Tank



20192 SOLD EACH

One piece chopper custom gas tank with **square cut rear**. Fits custom application, uses pop up style gas cap - not included (style E) holds approx 4 gallons.

No expense was spared in the construction and finish quality of these gas tanks. All visible welds (when mounted on bike) have been finished and polished to give a nice smooth seamless appearance and then phosphate etched to help prevent corrosion and to give a good surface for primers to adhere.

The tank is mounted to the frame using the supplied weld on brackets. When the brackets have been installed they mount to the gas tank using a recessed rubber mounting system which isolates it from vibration and gives a nice flush look.

Comes with weld to frame brackets, rubbers and mounting hardware, stainless filler bung, stainless 13/16" (22mm) petcock outlet and stainless breather tube.

Overall length : 23.25"
 Tunnel length : 23.25"
 Tunnel width : 2.00"
 Overall width : 13.50"
 Height : 8.86"



Note : Before painting these steel gas tanks, we recommend that you mount the tank and check all frame and fork clearances. Gas tanks come with custom mountings including weld on mounting brackets. We recommend a qualified welder mounts the brackets to the frame.

Style E



All gas tanks must be pressure tested, cleaned with tank cleaner and sealer before painting to protect the final finish and prevent internal rusting during winter storage. Always install the gas tank before painting to check fork, triple tree and handlebar control clearances.

Bullet Tachometer with White Face



119010 SOLD EACH
Fits all Dyna, Softail, Sportster and V-Rod models. **1" handlebar clamp**

119008 SOLD EACH
Fits all Dyna, Softail, Sportster and V-Rod models. **1-1/4" handlebar clamp**

Our chromed, snub-nosed bullet design provides a sleek, yet compact housing for our 0 - 8000 rpm electronic tachometer, delivering accurate engine data to the rider. Our unique, universal design allows for nearly limitless mounting positions on most handlebars, and works with most windshields. The 3" diameter tachometer face is backlit for night riding. Tachometers come preassembled in housings ready to install with easy to follow detailed instructions. All necessary hardware is included.

Note: Single-fire ignitions will require the installation of the adapter included with each tach.

Bullet Tachometer with Black Face



119011 SOLD EACH
Fits all Dyna, Softail, Sportster and V-Rod models. **1" handlebar clamp**

119009 SOLD EACH
Fits all Dyna, Softail, Sportster and V-Rod models. **1-1/4" handlebar clamp**

Our chromed, snub-nosed bullet design provides a sleek, yet compact housing for our 0 - 8000 rpm electronic tachometer, delivering accurate engine data to the rider. Our unique, universal design allows for nearly limitless mounting positions on most handlebars, and works with most windshields. The 3" diameter tachometer face is backlit for night riding. Tachometers come preassembled in housings ready to install with easy to follow detailed instructions. All necessary hardware is included.

Note: Single-fire ignitions will require the installation of the adapter included with each tach.

Electronic Mini Speedo



19060 SOLD EACH
Fits all models from 1995 thru 2003 will also work with all aftermarket transmissions with electronic sender units.

Polished stainless steel mini electronic speedo, waterproof & vibration resistant. Features black face with 140mph indicator and 12V LED back light. Measures 2.38" diameter, 1.69" length with a 2.63" diameter bezel .

Sub-Sonic Mini Tach with 7 Color Display



119007 SOLD EACH

Fits all Dyna, Softail, Sportster and V-Rod models.

Sleek and compact our redesigned Sub-Sonic Mini Tach comes with a universal 1" handlebar clamp and choice of 7-color LED backlight. Beautifully chrome plated billet aluminum housing provides a stylish home for our accurate 0-8000 rpm electronic tachometer. A simple push of the button allows you to personalize your tachometer with the backlight of your choice (yellow, violet, red, green, blue, light blue and pale blue) or it can be set to rotate between all colors. Our unique tachometer attaches to any 1" handlebar and our special integrated handlebar clamp allows the electrical wires to exit through the clamp for a truly custom look. Tachometers come preassembled in housings ready to install with easy to follow detailed instructions. All necessary hardware is included. Measures 2.25" OD x 3.35" long.

Bullet Tachometer with 7 Color Display - 1" clamp



119006 SOLD EACH

Fits all Dyna, Softail, Sportster and V-Rod models.

Our chromed, snub-nosed bullet design provides a sleek, yet compact housing for our 0 - 8000 rpm electronic tachometer, delivering accurate engine data to the rider. Our unique, universal design allows for nearly limitless mounting positions on most 1" handlebars, and works with most windshields. The 3" diameter tachometer face comes with a choice of 7-color LED backlight. A simple push of the button allows you to personalize your tachometer with the backlight of your choice (yellow, violet, red, green, blue, light blue and pale blue) or it can be set to rotate between all colors. Tachometers come preassembled in housings ready to install with easy to follow detailed instructions. All necessary hardware is included.

Custom 300 - 330 Tire RSD Oil Tank



21083 SOLD EACH
Fits custom 300 - 330 tire Right Side Drive Softail style frames.

Raw finish 3 quart center fill winged oil tank. Better circulation and cooling provided by dumping return oil to the far side of the tank. Uses 1/8" NPT fittings and our new grommet mounting system (included) for a clean custom look. Accepts Softail style batteries.

Oil Tank Temperature Gauge



21082 SOLD EACH
Fits all 1982 thru 2003 Sportster models and Softail models from 1982 thru 1999.

The classic V-Twin logo enhances the dial face of these oil temperature gauges. The 1" diameter face is easy to read and accurately shows oil temperatures between 50 and 350 degrees Fahrenheit.

Oil Gauge Adaptor Fitting



Braided Oil Pressure Lines



83005 SOLD EACH
High quality 12-3/8" long braided stainless oil pressure lines for 1984 thru 1999 Big Twin models

83006 SOLD EACH
High quality 23" long braided stainless oil pressure lines for 1993 to present Sportsters models

83007 SOLD EACH
High quality 22" long braided stainless oil pressure lines for 1999 to present Dyna, FLHT and FLHR models, Softail models from 2000 to present

Oil Gauge Adaptor Fitting



05302 SOLD EACH
Fits V Twins and custom applications.

Silver colored oil gauge adaptor fitting using stock oil pressure switch.

05303 SOLD EACH
Fits V Twins and custom applications.

Black colored oil gauge adaptor fitting using stock oil pressure switch.

05304 SOLD EACH
Fits V Twins and custom applications.

Silver colored oil gauge adaptor fitting **without** stock oil pressure switch.

05305 SOLD EACH
Fits V Twins and custom applications.

Black colored oil gauge adaptor fitting **without** stock oil pressure switch.

Oil Pressure Gauge Bracket



50066 SOLD EACH
Fits custom applications.

Chrome plated oil pressure gauge mounting bracket. mounts to the rear rocker box and uses our 1.50" oil pressure gauge PT#19072 and 19073.

50067 SOLD EACH
Fits custom applications.

Black powder coated oil pressure gauge mounting bracket. mounts to the rear rocker box and uses our 1.50" oil pressure gauge PT#19072 and 19073.

Liquid Filled Oil Pressure Gauge



19072 SOLD EACH
Fits custom applications.

Beautifully chrome plated high quality liquid filled 0 to 60 PSI oil pressure gauge with 1/8" NPT male fitting.

Carbon Fiber Look Liquid Filled Oil Pressure Gauge



19073 SOLD EACH
Fits custom applications.

Beautifully chrome plated high quality carbon fiber look liquid filled 0 to 100 PSI oil pressure gauge with 1/8" NPT male fitting.

Rocker Cover Mounted Oil Pressure Gauge Kit



Fits Dyna models from 1999 thru 2005, FLHT and FLHR models from 1999 to present and Softail models from 2000 to present.

Note : bracket will not fit HD billet rocker covers OEM# 17658-03

19086 SOLD AS KIT

Replaces 75133-99.

Black powder coated rocker cover mounted oil pressure gauge kit.

19087 SOLD AS KIT

Replaces 75133-99.

Beautifully **chrome plated** rocker cover mounted oil pressure gauge kit.

Parts available Separately

Brackets

50066 SOLD EACH

Chrome plated oil pressure gauge mounting bracket only.

50067 SOLD EACH

Black powder coated oil pressure gauge mounting bracket only.

Oil Pressure Gauges

19072 SOLD EACH

Beautifully **chrome plated** high quality liquid filled 0 to 60 PSI oil pressure gauge with 1/8" NPT male fitting.

19073 SOLD EACH

Beautifully chrome plated high quality **carbon fiber look** liquid filled 0 to 100 PSI oil pressure gauge with 1/8" NPT male fitting.

Braided Oil Pressure Lines

83005 SOLD EACH

High quality 12-3/8" long braided stainless oil pressure lines for 1984 thru 1999 Big Twin models

83006 SOLD EACH

High quality 23" long braided stainless oil pressure lines for 1993 to present Sportsters models

83007 SOLD EACH

High quality 22" long braided stainless oil pressure lines for 1999 to present Dyna, FLHT and FLHR models, Softail models from 2000 to present

Oil Line Fittings

05202 SOLD EACH

Chrome 1/8" x 1/8" NPT 45 degree oil fitting.

05204 SOLD EACH

Chrome 1/8" x 1/8" NPT 90 degree female oil fitting adapter.

05206 SOLD EACH

Chrome 1.50" long 1/8" oil pipe extension.

05203 SOLD EACH

Chrome 1/8" x 1/8" NPT straight oil fitting adapter.

05205 SOLD EACH

Replaces 26338-68
Chrome oil pump adapter 1/8" x 1/8" NPT 90 degree male to female oil fitting adapter.

05207 SOLD EACH

Chrome 3.00" long 1/8" oil pipe extension.

05302 SOLD EACH

Silver colored oil gauge adaptor fitting using stock oil pressure switch.

05304 SOLD EACH

Silver colored oil gauge adaptor fitting **without** stock oil pressure switch.

05303 SOLD EACH

Black colored oil gauge adaptor fitting using stock oil pressure switch.

05305 SOLD EACH

Black colored oil gauge adaptor fitting **without** stock oil pressure switch

Rocker Cover Mounted Speedo & Oil Gauge Kit



19090 SOLD AS KIT

Fits Twin Cam 88 models.

Chrome rocker cover mounted speedo & oil pressure gauge kit. Includes electronic programmable Autometer 2-5/8" speedo, Kustomwerks 60lb oil pressure gauge, gauge mount, and braided oil line.

19091 SOLD AS KIT

Fits Twin Cam 88 models.

Black rocker cover mounted speedo & oil pressure gauge kit. Includes electronic programmable Autometer 2-5/8" speedo, Kustomwerks 60lb oil pressure gauge, gauge mount, and braided oil line.

Brackets Only

19088 SOLD EACH

Chrome bracket for rocker cover mounted speedo & oil pressure gauges.

19089 SOLD EACH

Black bracket for rocker cover mounted speedo & oil pressure gauges.

Ducktail Front Fender for 21" Wheels



11455 SOLD EACH

Fits as stock replacement for Road Glides or Road King 1994 thru 2007 FLT, FLHT, FLHR and FLTR models. Looks good in combination with our crown style fender spacers PT# 11517.

Superb looking front fender designed for use on FL models and custom applications using 21" wheels. Front fenders are made from 0.080" (14 gauge) heavy duty steel and formed in one piece for added strength. Unlike the two piece welded fenders these won't split or crack down the middle. The fenders have been phosphate etched to help prevent corrosion and to give a good surface for primers to adhere. They are supplied raw and un-drilled for custom applications.

Crown Style Fender Spacers for FL Models



11517 SOLD AS SET

Fits FL models using 5.50" front fenders like our Ducktail front fender PT#11455.

Nicely chrome plated CNC machined billet 6061-T6 aluminum. Adds a custom touch to the front of your Road King.

Measures 3.00" center to center between leg mounting holes, 1.38" thick at leg mounting point, 4.25" high and 5.00" across the widest point.

Fatbob Fender and Strut Kit



11432 SOLD AS KIT

Replaces 59914-86A
Fits Softail models from 1984 thru 1996.

Here's a deal that's tough to pass-up! Kit includes our HEAVY DUTY 16 gauge reproduction of the 59914-86A fender. We've been told that the beaded edge on our fender is nicer than stock where the edge is consistent for the full length of the fender - no waves along the rolled edge. The fenders are pre-drilled for stock mounting. These have the same finish as all of our WILDCARD fenders - a minimum of work is required to prep. these fenders. Included is a set of chrome plated fender struts with all holes provided for stock mounting on 1984 thru 1996 Softail models.

Round Top Softail Rear Fenders with License Plate Frame & Stop / Tail light



11442 SOLD EACH

Fits Softail-style frames using up to 240 wide rear tires, fender is **10.25" wide and 33.90" long**. Includes chrome CNC machined license plate frame with DOT approved Half Moon LED stop and tail light.

11443 SOLD EACH

Fits Softail-style frames using up to 250 wide rear tires, fender is **11.00" wide and 33.90" long**. Includes chrome CNC machined license plate frame with DOT approved Half Moon LED stop and tail light.

11444 SOLD EACH

Fits Softail-style frames using up to 280mm wide rear tires, fender is **12.50" wide and 31.57" long**. Includes chrome CNC machined license plate frame with DOT approved Half Moon LED stop and tail light.

11445 SOLD EACH

Fits Softail-style frames using up to 330 wide rear tires, fender is **13.50" wide and 31.57" long**. Includes chrome CNC machined license plate frame with DOT approved Half Moon LED stop and tail light.

Heavy duty 9.00", 10.25", 11.00", 12.50" and 13.50" rear fenders with **license plate box** for Softail-style frames. Fenders are made from 0.080" (14 gauge) steel and formed in one piece for added strength. Unlike the two piece welded fenders these won't split or crack down the middle. The fenders have been phosphate etched to help prevent corrosion and to give a good surface for primers to adhere. They are supplied raw and un-drilled for custom applications. Includes chrome CNC machined license plate frame with DOT approved Half Moon LED stop and tail light.



Custom Softail Rear Fenders



11375 SOLD EACH

Custom 9.00" Softail rear fender ready to be trimmed to your own individual taste. Fits Softail-style frames using up to 200mm wide rear tires. Fender is **9.00" wide and 46.75" long.**

11440 SOLD EACH

Custom 10.25" Softail rear fender ready to be trimmed to your own individual taste. Fits Softail-style frames using up to 240mm wide rear tires. Fender is **10.25" wide and 45.88" long.**

11377 SOLD EACH

Custom 11.00" Softail rear fender ready to be trimmed to your own individual taste. Fits Softail-style frames using up to 250mm wide rear tires. Fender is **11.00" wide and 46.75" long.**

Heavy duty 9.00", 10.25" and 11.00" rear fenders for Softail-style frames. Fenders are made from 0.080" (14 gauge) steel and formed in one piece for added strength. Unlike the two piece welded fenders these won't split or crack down the middle. The fenders have been phosphate etched to help prevent corrosion and to give a good surface for primers to adhere. They are supplied raw, un-trimmed and un-drilled for custom applications.

Springer Fender Mountings



11515 SOLD AS SET

Fits 3/4" and 1" Front legs of Springer Front Ends.

Nicely chrome plated Springer front fender mounting tabs.

Round Top Softail Rear Fenders



11441 SOLD EACH

Fits Softail-style frames using up to 240 wide rear tires, fender is **10.25" wide and 33.90" long.**

Heavy duty 10.25" rear fenders for Softail-style frames. Fenders are made from 0.080" (14 gauge) steel and formed in one piece for added strength. Unlike the two piece welded fenders these won't split or crack down the middle. The fenders have been phosphate etched to help prevent corrosion and to give a good surface for primers to adhere. They are supplied raw and un-drilled for custom applications.



Chrome Billet Oil Filter / Regulator Bracket



31106 SOLD AS KIT

Fits all 4 speed Big Twin and Softail models from 1975 thru 1999.

Custom billet oil filter and regulator mount designed to clean up the front lower mount area. Attaches to the front motor mount area of the engine and utilizes the stock regulator. Kit includes bracket, mounting bolts, spacers, oil line fittings and oil filter. Uses aftermarket oil filter PT# 31025.

Billet Oil Filter / Regulator Mount



31105 SOLD EACH

Fits all 4 speed Big Twin and Softail models from 1975 thru 1999.

Custom billet oil filter and regulator mount **only**. Designed to clean up the front lower mount area. Attaches to the front motor mount area of the engine and utilizes the stock regulator. **Does not** include oil filter or hose fittings, use Kustomwerks Oil Filter **PT#31025** Short Chrome Oil Filter (order separately).

Primary Chain and Sprocket - Race Use



09109 SOLD AS KIT

Replaces 40200-02
Fits Touring models from 1994 & later, except fuel injected 1999 thru 2001 models.

09110 SOLD AS KIT

Replaces 40331-02
Fits Softail & Dyna models from 1994 & later.

Going drag racing ? Get your revs up !

This kit gives a 1.7:1 primary drive ratio as compared to the stock ratio. It increases acceleration by allowing higher engine RPM's at any given speed by virtue of the smaller 21 tooth sprocket, stock sprocket has 25 teeth. Kit includes a 21 tooth compensating sprocket & high performance chain.

Stainless Side Cover Washers



05521 SOLD PACK OF 100

Replaces 6099
Fits Classic late 1981 models, FLH-80 & Classic models 82 to present, Shovelhead XL, XLS & XLX models 81 to present, FLT models 1980 to present, FXR, FXRS & FXRT models from 1982 thru 1986, FXST 1984, FXS-80, FXEF, FXWG, FXSB, FXST, FXSTC models 1980 thru 1986.

Polished stainless steel 1/4" x 7/16" x 1/16" side cover washers.

Stainless Belt / Chain Sprocket Bolts



05512 SOLD AS SET

Fits Cast wheels from 1973 thru 1999, Lace wheels 1987 thru 1999 (87 thru 94 Lace wheels require PT# 05524 nut kit). Touring models from 2000 thru 2005.

05511 SOLD AS SET

Fits Cast and Lace wheels on Softail models from 2000 thru 2006, Dyna models 2000 thru 2005 and Touring models 2006.

Stainless Twin Cam Rocker Box Bolts



05509 SOLD AS SET

Fits all Twin Cam models.

Polished stainless steel Twin Cam rocker box bolts.

Shovelhead Adjustable Hydraulic Lifter Conversion Kit



71047 SOLD AS KIT

Fits Shovelhead models from 1966 thru 1994.

Kit will correct all problems associated with hydraulic lifters and reduce valve train weight.

Sportster Adjustable Hydraulic Lifter Conversion Kit



71050 SOLD AS KIT

Fits Sportster models from 1986 thru 2003.

Converts pushrods to solid lifters. This kit will correct all problems associated with hydraulic lifters and reduce valve train weight.

Sportster Adjustable Hydraulic Lifter Kit



71049 SOLD AS KIT

Replaces 17901-86.
Fits Sportster models from 1986 thru 2003.

Made from lightweight aluminum, these are replacement pushrods and use the stock hydraulics.



Zodiac's Six Speed Conversion & Builders Kits for Big Twin Five Speed Transmissions



 **5 Year or 60,000 Mile Limited Warranty**

16132
Additional parts required to convert 16073 and 16074 six speed on 2000 and later transmission

16073 SOLD AS KIT

Fits all 5 speed Dyna transmissions from 1991 & later and Softail transmissions from 1990 & later. This 6 speed conversion Kit contains main shaft, counter shaft and 6th gear combination, shifter drum, a pair of pillow blocks, complete shifter drum lock mechanism, right hand side center shifter fork, auxiliary shifter fork with shift axle and shifter shaft support, shift locking system, clutch rod, Billet aluminum trap door with bearing lock plate, main shaft 1st, 3rd, 4th and 6th gear, counter shaft 1st, 3rd, and 4th gear, trap door speedo plug with O-ring, and all required hardware and comprehensive instructions on how to install the Overdrive Conversion Kit into a Softail transmission, **using some of the existing transmission shafts.**

16074 SOLD AS KIT

Fits all 5 speed Dyna transmissions from 1991 & later and Softail transmissions from 1986 & later when used in combination with a 1990 & later clutch. This 6 speed Builders Kit contains **all parts necessary to build a complete new transmission** excluding the transmission housing with seals and bearing, the end cover with clutch mechanism, the top cover or any part bolted to the outside.

16132 SOLD AS KIT

Additional parts required for 2000 and later 6 speed conversion. Kit contains the parts required to run PT# 16073 and 16074 on a 2000 and later transmission. Includes new ratchet assembly, ratchet adjusting bolt, adjusting bolt lock nut, top cover, neutral switch and shifter shaft bushing / spacer.

The biggest disadvantage of the stock 5 speed transmission might be the 1 to 1 gear ratio in fifth gear, resulting in high engine RPM when cruising at high speed. OK, you can reduce this by changing the final drive ratio but this will also reduce acceleration. With the new Zodiac 6 speed you will have the 1 to 1 gear ratio in 5th gear but 1 to 0.86 ratio in 6th, reducing engine speed by as much as 14%. There are other 6 speed conversions on the market, but none are as economically priced nor have they the quality in engineering and CAD / CAM design as the Zodiac 6. These precision parts are CNC manufactured by one of the worlds leading automotive transmission factories. The material used for the gears and shafts is High Stress 20CrMnT gear steel, tempered and stress released to a core hardness of 35 to 45 Rockwell and surface hardness of 58 to 60 Rockwell. All gears have a smooth tooth surface that guarantees a noiseless and trouble free transmission for thousands of miles.

The difference is:

Both main shaft and counter shaft gears from 1st thru 5th speed are exactly the same width as stock gears. The 6 speed counter shaft gear is not secured with a key to the shaft, it's an integrated part of the shaft making it a strong one piece construction. It has a Fat Billet Aluminum trap door that enables the installation of the extra pair of gears. A precision machined shifter drum with oversized needle bearing and state of the art shift locking mechanism for precise and positive shifting. An un-compromised price to quality ratio and a 5 year or 60,000 mile warranty on the material.

25mm Offset Primary Kits for 6 Speed 2006 up Softail, Dyna FLH & FLT Models



23200 SOLD AS KIT

Fits 6 speed Softail, FLH & FLT models from 2007 to present and Dyna models with wide swingarms from 2006 to present.

In 2006 and 2007 the OEM transmission for Softails, Dyna's and FL models changed from 5 to a "Sportster like" 6 speed transmission. With that the transmission internals changed including the main shaft and the output drive gear. All previous available offset/wide tire kits no longer fit the 6 speed Big Twin transmissions. Therefore Ton Pels designed a totally new offset kit for the OEM 6 speed transmission. This 25mm offset kit allows the use of wider swing arms for up to 250 rear tires while keeping the wheel perfectly centered in the motorcycle. Kit comes with all required parts, such as an extended transmission main shaft and extended main drive gear, primary spacer ring, primary spacer blocks, extended clutch push rod, crankshaft extension and all required gaskets, seals and hardware. Transmission main shaft and main drive gear are CNC machined from High Stress 20CrMnT gear steel forging by one of the worlds leading automotive transmission factories. Gear and shaft are tempered and stress released to a core hardness of 35 to 45 Rockwell and has a surface hardness of 58 to 60 Rockwell. Kit works fine with our 2000 up Softail Wide Swing arms. Dyna 2007 swing arms are in development.

Big Twin Transmission Sprocket Nut



09123 SOLD EACH

Replaces 35211-36
Fits 1963 to 1964 (open and closed primary), 1965 to 1969 (open primary) without any modification.

Drive Pulley Installation Kit



09124 SOLD AS KIT

Replaces 11165, 35211-91, 3594 and 40251-92
Fits Sportster and Big Twin models from 1993 to present.

Drive pulley installation kit, includes everything to mount the drive pulley. Kit contains mainshaft bearing seal, Sprocket nut, 2 x socket head screws and the lock plate.

Late Model Oil Filters



31102 SOLD EACH

Replaces 63798-99A
Fits all Twin Cam and Evolution 1340 equipped models from 1999 onwards. Can be used as an upgrade for any model that requires oil filter OEM# 63796-77A, 63805-80A, 63812-90 or 63813-90.

Chrome plated Micro glass oil filter 3.60" long x 2.98" dia.

31103 SOLD EACH

Replaces 63798-99A
Fits all Twin Cam and Evolution 1340 equipped models from 1999 onwards. Can be used as an upgrade for any model that requires oil filter OEM# 63796-77A, 63805-80A, 63812-90 or 63813-90.

Black Micro glass oil filter 3.60" long x 2.98" dia.

Micro glass oil filters available in a chrome plated or black finish. Made to provide filtration to retain dust, soot and other solid matter with low internal pressure relief and anti-drain back valves.

In Tank Oil Filter Cartridge



31104 SOLD EACH

Replaces 63839-59
Fits Big Twin models from 1953 thru early 1982 and XL models from 1954 thru 1978.

Easy to install one piece oil filter, replaces the stock version with a pleated paper element.

BDL's Twin Cam Shaft Cover



50068 SOLD AS KIT
Fits all Twin Cam applications.

BDL's new cam cover is made from 6061-T6 billet aluminum. Designed, precision machined and polished in house, with all the quality standards that you've come to expect from BDL. The kit includes the cam cover, special bolt, cam cover end adapter and seal.

Ball Bearing Lock Up Clutch for Harley Models



39067 SOLD AS KIT

Fits all Harley models with the stock clutch basket from 1998 thru 2007.

Put some balls in your stock Harley clutch basket with our ball bearing lock up clutch. It replaces the stock pressure plate and is used with the stock diaphragm spring, spring retainer and bolts.

Transmission Sprockets for 5 Speed Big Twin Models



09121 SOLD EACH
Fits 5 speed Big Twin models 1994 to 2003.

23 tooth with 0.50" offset precision machined transmissionsprocket with hardened teeth.

09122 SOLD EACH
Fits 5 speed Big Twin models 1994 to 2003.

24 tooth with 0.50" offset precision machined transmissionsprocket with hardened teeth.

09117 SOLD EACH
Fits 5 speed Big Twin models from 1994 to 2003

22 tooth with 0.81" offset precision machined transmissionsprocket with hardened teeth.

09118 SOLD EACH
Fits 5 speed Big Twin models 1994 to 2003.

23 tooth with 0.81" offset precision machined transmissionsprocket with hardened teeth.

09119 SOLD EACH
Fits 5 speed Big Twin models 1994 to 2003.

24 tooth with 0.81" offset precision machined transmissionsprocket with hardened teeth.

Ball Bearing Lock Up Clutch for BDL Belt Drives



39066 SOLD AS KIT
Fits all BDL 2" drives and as a retro fit with all BDL belt drives with coil spring clutch except the Top Fuel drives.

Put some balls in your BDL belt drive with our ball bearing lock up clutch.

Ball Bearing Lock Up Clutch for Primo Belt Drives



39068 SOLD AS KIT
Fits all Primo belt drives with diaphragm spring from 1990 thru 2007.

Put some balls in your Primo clutch with our ball bearing lock up clutch. Our kit is used with the Primo clutch basket and replaces the pressure plate and diaphragm. A BDL diaphragm must be used with the Primo retainer and bolts.



Streamliner II Grip Set



64107 SOLD AS SET

Replaces 56236-96
Fits all 1996 to present models.
Streamliner II grip set.

Updated version of our popular streamliner grip set. As with the OEM grips, the left side grip is secured inside the handlebar switch housing. The right side grip comes with the nylon throttle sleeve installed.

Wide Springer Front End Risers



64111 SOLD AS SET

Fits 1" handlebars on wide Springer front ends.

Wide Springer front end 4" riser set with through bolt design for easy installation. Risers have 2" OD removable top caps and 1.5" round stems. Made from beautifully chrome plated 6061-T6 aluminum, includes mounting hardware.

Black Maltese Cross Style Mirror



66091 SOLD EACH

Fits all models and custom applications.

Maltese Cross style mirror with **matte black** style finish.

Handlebar Control Kits with Sight Glass for Sportster 1996 thru 2004 & Big Twins 1996 to Present



65068 SOLD AS KIT

Fits Big Twin models from 1996 to Present and Sportster models from 1996 thru 2004 single rotor models with 9/16" bore brake master cylinder.

65069 SOLD AS KIT

Fits Big Twin models from 1996 to Present and Sportster models from 1996 thru 2004 dual rotor models with 11/16" bore brake master cylinder.

Nicely chrome plated complete handlebar control kits including brake master cylinder with reservoir sight glass. Switch housings are a reproduction of the OEM versions and will accept either aftermarket or OEM switches.

Handlebar Control Kits for Softail & Dyna Models 2007 to Present



65078 SOLD AS KIT

Fits Softail and Dyna models from 2007 to present and custom applications with **cable operated clutch** lever and comes with 9/16" brake master cylinder for **single disc** applications.

65079 SOLD AS KIT

Fits Softail and Dyna models from 2007 to present and custom applications. Comes with **11/16" clutch master cylinder** and 9/16" brake master cylinder for **single disc** applications.

65080 SOLD AS KIT

Fits Softail and Dyna models from 2007 to present and custom applications. Comes with 11/16" clutch master cylinder and 11/16" brake master cylinder for **dual disc** applications.

Nicely chrome plated complete handlebar control kits including brake master cylinder. Switch housings are a reproduction of the OEM versions and will accept either aftermarket or OEM switches.

Handlebar Control Kits for Sportster Models 2007 to Present



65075 SOLD AS KIT
Fits Sportster models from 2007 to present and custom applications. Comes with cable operated clutch lever and 1/2" bore brake master cylinder for **single disc applications**.

65073 SOLD AS KIT
Fits Sportster models from 2007 to present and custom applications. Comes with cable operated clutch lever and 9/16" bore brake master cylinder for **dual disc applications**.

Nicely chrome plated complete handlebar control kit including brake master cylinder. Switch housings are a reproduction of the OEM versions and will accept either aftermarket or OEM switches.

Replacement Parts

65081 SOLD AS SET
Fits Sportster models from 2007 to present. Replacement clutch and brake lever set.

Stainless Handlebar Clamp Bolts



Clutch Cable Clamp



67166 SOLD EACH
Fits our Kraft/Tech single down tube frames or other 2" frame tube applications.

Chrome plated aluminum clutch cable clamp.

Brake Hose Clamp



67167 SOLD EACH
Fits custom applications.

Chrome plated aluminum 49mm brake hose clamp.

05506 SOLD AS SET
Fits all models from 1996 thru 2007. Polished stainless steel switch housing and master cylinder bolts. Fits Dyna all models from 1991 thru 2007 (except FXDS-CON 1994 and FXDWGI models), FXDL and FXDWG models 1995 thru 2005, FXDX models 1999, FXST, FLSTC, FLSTF, FLST and FXSTB models 1984 thru 2006, FXR models 1982 thru 1994 FXRS models 1982 thru 1983 and 1987 thru 1992 and FXRT models 1986 thru 1992.

Polished stainless steel handlebar clamp bolts.

Stainless Touring Switch Housing and Master Cylinder Bolts



05507 SOLD AS SET
Fits all models from 1982 thru 1995.

05508 SOLD AS SET
Fits all models from 1996 thru 2007.

Polished stainless steel switch housing and master cylinder bolts.

Speedo Sender Cover



19061 SOLD EACH
Fits all 1994 thru 1999 Evolution Big Twin models, 1999 to present Twin Cam models and Sportster models from 1995 to present.

Chrome plated billet aluminum speedo sender cover. Fits over the black plastic speed sensor of the transmission.


Specter Mirrors



66090 SOLD IN PAIRS
Fit custom applications.

Nicely chrome plated Specter style mirrors.

Mirror Polished Stainless Steel Rotors for 2000 to Present Models



42080 SOLD EACH
Replaces 44156-00, 44260-00 and 44136-00
Fits **front single and dual disc** 2000 to present models except 2006 Dyna models and V-Rods.

Disc has 11-1/2" outer diameter, 2-3/16" center hole for 2000 up hub and 5/16" counter bore mounting holes.

42081 SOLD EACH
Replaces 41797-00
Fits **rear** on 2000 to present models except 2006 Dyna models and V-Rods.

Disc has 11-1/2" outer diameter, 2-3/16" center hole for 2000 up hub and 3/8" counter bore mounting holes.

Mirror polished brake rotors made of chromium alloy Stainless Steel. Precision ground for trueness and surface induction hardened with a 12-14% chrome content for superior wear characteristics on full standard AISI #420 Stainless Steel plate. Rotors are compatible with all types of disc brake pads including sintered metal.

Front and Rear Brake Caliper kit



43187 SOLD AS KIT
Fits custom applications with Springer front ends and Rigid or Softail style frames that use a 1984 thru 1999 Softail style brake tab.

If you want the calipers to match on your "Bobber" project, this is the kit for you. These 4 piston front and rear calipers are nicely chrome plated to look good and stop good.

Front and Rear Kevlar Brake Shoes



42082 SOLD IN PAIRS
Replaces 44401-49TB
Fits **front drums** on Sportster and K models from 1954 thru 1963 and FL models from 1949 thru 1971. Fits **rear drums** on Sportster and K models from 1954 thru 1978.

Asbestos free Kevlar brake shoes.

Stainless 10 & 12mm Banjo Bolts



05504 SOLD AS SET
Fits custom applications.

Polished stainless steel 3/8" - 24 (10mm) Banjo bolts.

05505 SOLD AS SET
Fits custom applications.

Polished stainless steel 7/16" - 24 (12mm) Banjo bolts.

Give your brake lines a smooth new look with Diamond Engineering's polished stainless steel Banjo bolts. Both sizes have reduced wrenching and a lower profile head for a cleaner look. Additionally the edge of the flange has a radius to match the contour of the Harley-Davidson Banjo fitting. For performance the threads are rolled for greater strength and durability.



Springer Front Brake Caliper kit



43186 SOLD AS KIT
Fits our Springer front ends PT#62176 thru 62181

Nicely chrome plated 4 piston caliper kit including hanger bracket, spacers, and brake stay rod.

Stainless Front & Rear Brake Caliper Bolts & Pad Pins



05513 SOLD AS SET
Fits all models (except Springer models) from 2000 thru 2007.

Polished stainless steel **front brake** caliper bolts and pad pins.

05514 SOLD AS SET
Fits all models (except Softail and Springer models) from 2000 thru 2007.

Polished stainless steel **rear brake** caliper bolts and pad pins.

The ultimate in performance and looks is now available for your 2000 up calipers. The caliper mounting and bridge bolts have an increased wrenching size for a beefier look and more shine. They are manufactured from custom 450 stainless with rolled threads and heat treated to 180,000psi tensile. The pad pins are manufactured from 630 stainless with rolled threads and are heat treated to 185-190,000psi tensile.



Stainless Front Brake Caliper Mounting Bolts



05517 SOLD AS SET
Fits all models from 1984 thru 1999 and Springer models from 2000 thru 2007.

Polished stainless steel front brake caliper mounting bolts.

Stainless Softail Rear Brake Caliper Bolts and Pad Pins



05515 SOLD AS SET
Fits Softail models from 2006 thru 2007.

Polished stainless steel **rear brake** caliper bolts and pad pins.

The ultimate in performance and looks is now available for your 2006 up rear calipers. The caliper mounting bolts have an increased wrenching size for a beefier look and more shine. They are manufactured from custom 450 stainless with rolled threads and heat treated to 180,000psi tensile.

Stainless Rear Brake Caliper Pad Pins



05516 SOLD AS SET
Fits all models (except Springer models) from 2000 thru 2007.

Polished stainless steel Rear brake caliper Pad Pins.

Stainless Front & Rear Brake Rotor Bolts



05518 SOLD AS SET
Fits all models from 1984 thru 2007 except Narrow Glide models, FXDLI, FXDI and FXDCI 2006 with cast wheels.

Polished stainless steel **front brake** rotor bolts.

05525 SOLD AS SET
Fits all Narrow Glide models from 1984 thru 2007.

Polished stainless steel **front brake** rotor bolts.

05519 SOLD AS SET
Fits all models from 1992 thru 2007.

Polished stainless steel **rear brake** rotor bolts.

Simply the coolest and strongest brake rotor bolts you can buy. Custom 450 stainless, heat treated to 180,000psi tensile. 20% stronger than grade 8. UNJ3A threads rolled after heat treating. Hand polished to a mirror finish, 100% made in America.

Chrome Brake Disc hardware Kits



PT#	OEM#	Kit Description	Models & Years	Size	Bolt Head
05026	41191-74	Rotor to Spoked Front Hub	1974 thru 1978 XL, 1974 thru 1977 Big Twins	1/4-20 x 5/8"	Flat Head
05027	43567-92	Rotor to Cast Wheel Rear Hub	1992 onwards Big Twins	3/8-16 x 1.00"	Torx Head
05028	43567-79	Rotor to Rear Hub	1981 thru 1991 Big Twins	3/8-16 x 1.25"	Flat Head
05029	3680	Rotor to Dual Rotor Front Hub 10 bolts for 2 rotors	1978 thru 1982 FX & XL	5/16-18 x 7/8"	Flat Head
05030	41198-73 7778	Rotor to Rear Hub thin hex head bolts & nuts	1973 thru 1980 FL & 1973 thru 1974 FX & XL	3/8-16 x 1.00"	Hex Head
05031	43567-79 7778	Rotor to Rear Wheel Hub - 10 pcs	1979 onwards XL	3/8-16 x 1.25"	Flat Head
05032	1643	Rotor to Rear Wheel Hub	1980 thru 1981 FLT	3/8-16 x 1.00"	Flat Head
05033	3680	Rotor to Dual Rotor Spoked Front Hub - 10 pcs	1977 thru 1983 XL & FX	5/16-18 x 1-3/8"	Flat Head
05034	3680 3655	Rotor to Single Rotor Front Hub 10 pcs	1978 thru 1983 FXWG	5/16-18 x 7/8"	Flat Head
05035	43567-79	Rotor to Cast Wheel Rear Hub	1978 thru 1991 Big Twins	3/8-16 x 1.25"	Flat Head
05036	3680	Rotor to Dual Rotor Cast Wheel Front Hub 10 bolts for 2 rotors	78 thru 83 FX, 82 thru 83 FXR, 77 thru 83 XL	5/16-18 x 7/8"	Flat Head
05037	43567-92	Rotor to Spoked Wheel Rear Hub	1992 onwards Big Twins (except FLH)	3/8-16 x 1.00"	Torx Head
05038	1642	Rotor to Rear Hub	1982 thru 1985 FLT & FLHT	7/16-14 x 1-3/4"	Flat Head
05039	3655	Rotor to Cast Wheel Front Hub	1984 onwards FX, FXR, FLT & XL	5/16-18 x 7/8"	Torx Head
05040	1642	Rotor to Cast / Spoked Wheel Rear Hub - 10 pcs	1979 onwards FX & XL, 1981 thru 1984 FL	7/16-14 x 1-3/4"	Flat Head
05041	3655 7739	Rotor to Spoked Wheel Front Hub	1984 onwards FXST & FXWG	5/16-18 x 7/8"	Flat Head
05042	43567-79 7778	Rotor to Spoked Wheel Rear Hub	81 thru 91 FX & FXR, 84 thru 91 FXST & FLST	3/8-16 x 1.25"	Flat Head & Nuts

Steel Forward Controls with Stinger Style Pegs



44108 SOLD AS KIT
Fits FL, FX and FXWG models from 1958 thru 1986 and 5 speed Softail models from 1986 onwards.

Steel forward controls made in the USA with a beautiful chrome plated finish. Kit includes our Stinger style footpegs, shift and brake peg. Also includes 3/4" bore chrome master cylinder. Economical, good-looking, made in USA Kit.

Steel Forward Controls with JB Style Pegs



44413 SOLD AS KIT
Fits FL, FX and FXWG models from 1958 thru 1986 and 5 speed Softail models from 1986 onwards.

Steel forward controls made in the USA with a beautiful chrome plated finish. Kit includes our JB-Style footpegs, banded shift and brake peg. Also includes 3/4" bore chrome master cylinder. Economical, good-looking, made in USA Kit.

Stainless Late Softail Model Axle Spacers & Bolts



05500 SOLD AS SET
Fits 2000 thru 2007 Softail models

Polished stainless steel axle **adjuster bolts**.

05502 SOLD AS SET
Fits 2000 thru 2007 Softail models

Polished stainless steel axle **spacers**.

Stainless Early Softail Model Axle Spacers & Bolts



05501 SOLD AS SET
Fits 1996 thru 1999 Softail models

Polished stainless steel axle **adjuster bolts**.

05503 SOLD AS SET
Fits 1996 thru 1999 Softail models

Polished stainless steel axle **adjuster bolts**.



Super Thin LED Cateye Tail Light



76184 SOLD EACH
Custom style chrome plated super thin cateye tail light with DOT & TUV red acrylic lens. Only 5/16" thick featuring bright shining LED's instead of ordinary bulbs.

76185 SOLD EACH
Replacement DOT & TUV red acrylic lens.

Super Tail Light Bulb



76183 SOLD EACH
H1157 12V 50/15W Super Tail Light Bulb

Super bright rear tail bulb replaces standard #1157 bulbs. This bulb will produce 25% greater brightness for the brake light (40 Lumens vs. 32 lumens). Great safety item make sure other drivers can see you !

Universal Tilt-Up Seat Bracket Square End



25020 SOLD EACH
Fits Custom applications.

Adapts to most seats and frames. Fits all top frame tubes up to 1-3/4" (45mm) and comes with slotted holes for flexibility in mounting. Quality steel construction with chrome plating.

License Plate Bracket with Half Moon Stop and Tail light



76192 SOLD AS KIT
Fits custom applications.

Beautifully chrome plated CNC machined license plate frame with DOT approved Half Moon LED stop and tail light. Comes complete **with weld in bucket** for the rear fender.

Replacement Parts:

76189 SOLD EACH
Half Moon LED stop and tail light.

76190 SOLD EACH
Fits custom applications.

Raw finish weld in bucket only.

LED Half Moon Stop and Tail Light



76191 SOLD EACH
Chrome plated LED Half Moon tail light with universal two bolt mounting for custom applications. DOT approved. 1.00" deep, 1.90" tall and 6.32" wide featuring bright shining LED's instead of ordinary bulbs.

Chrome 6 Post Ignition Switch



75241 SOLD EACH
Replaces 71501-73T
Fits Softail, FXWG and FL models from 1973 thru 1995 (except Dyna Wide Glide models) and custom applications.

Top quality show chrome 6 post ignition switch.

Starter Button



78030 SOLD EACH
Fits Killer Watts 1.4 KW starters PT# 78026 / 78027 and custom applications.

Chrome manual push button starter cap. Mounts to end of solenoid. Handy for use with custom controls that eliminate the starter button.

FLH Bottom Mount Head Light Bracket



76182 SOLD EACH
Fits all FL models from 1949 thru 1984.

Custom designed chrome plated head light bracket. Cleans up the bottom tree bracket and works with our FLH type triple trees.

Killer Watts Starters



78032 SOLD EACH

Fits 1989 thru 1993 Big Twin models. Stock replacement **1.5kw Black Wrinkle finish starter**, for some extra kick, but still maintain the stock size of the original unit.

78033 SOLD EACH

Fits Big Twin models from 1994 to present. Stock replacement **1.5kw Black Wrinkle finish starter**, for some extra kick, but still maintain the stock size of the original unit.

Made to work on big displacement motors with 100% new components, each starter is individually tested to meet or exceed OEM specs. Double wound armature is insulated for high temperature applications. All armatures are high voltage tested, balanced, and come with quality bearings. Field coils are pure copper windings, include high temperature insulation and are high voltage tested.

Each unit includes a heavy duty clutch, precision gear reduction system that gives the torque necessary to start those big motors. Wiring lugs are mounted so that they won't interfere with custom oil tank applications.

Limited warranty - free of defects in materials and workmanship for 12 months from date of installation under normal use and service. Requires use of our Killer Watts 300 amp battery with good battery cables to be sure of maximum power output.



Dayco Panther 14mm Belts

Belt PT#	Size	Teeth
13084	14mm 1-1/2"	125
13085	14mm 1-1/8"	125
13086	14mm 1-1/2"	126
13087	14mm 1"	126
13088	14mm 1-1/2"	127
13089	14mm 1-1/2"	128
13090	14mm 1-1/8"	128
13091	14mm 1-1/2"	130
13092	14mm 1"	130
13093	14mm 1-1/8"	130
13094	14mm 1-1/2"	132
13095	14mm 1"	132
13096	14mm 1-1/8"	132
13097	14mm 1-1/2"	133
13098	14mm 1"	133
13099	14mm 1-1/8"	133
13171	14mm 1-1/2"	135
13172	14mm 1-1/2"	136
13173	14mm 1"	136
13174	14mm 1-1/8"	136
13207	14mm 1-1/8"	139
13206	14mm 1-1/2"	139

Note : 1" & 1-1/8" wide belts are designed for custom show only. They are not intended to be used in Lieu of a 1-1/2" wide belt. Use of a 1" or 1-1/8" wide belt is at the user's discretion and no warranty claims are made of implied by the manufacturers of the belts, Belt Drives Ltd. or Distributors of this belt.

We use and supply belts from the major belt manufacturers. **THERE IS NO WARRANTY ON ANY BELTS.**



Handlebar Wiring Harnesses with Switches 2007 Onwards



75243 SOLD AS KIT
Replaces 71584-96A, 71597-96B, 71590-96A and 71591-00
Fits all Big Twin and Sportster models from 2007 onwards.

Complete kit left and right with **chrome** switches.

75242 SOLD AS KIT
Replaces 71584-96A, 71597-96B, 71590-96A and 71591-00
Fits all Big Twin and Sportster models from 1996 thru 2006.

Complete kit left & right with **black** switches.

These handlebar wiring harnesses come soldered and ready to install. The wires are 48" long to fit the tallest handlebars, and are color coded to match the OEM wires. Kits come complete with wire connectors.

Handlebar Switch Housings 2007 Onwards



65077 SOLD AS KIT
Replaces 71563-96, 71564-96, 71567-96& 71568-96A
Fits Big Twin & Sportster models 2007 onwards.

Complete left and right switch housings. Will accept either aftermarket or OEM switches and are a nicely chrome plated reproduction of the OEM housings.

65025 SOLD EACH
Replaces 71564-96
Fits Big Twin & Sportster models 2007 onwards.

Chrome plated reproduction of the OEM **upper right side** housing. Will accept aftermarket and OEM switches.

65076 SOLD EACH
Replaces 71563-96
Fits Big Twin & Sportster models 2007 onwards.

Chrome plated reproduction of the OEM **lower right side** housing.

65027 SOLD EACH
Replaces 71567-96
Fits Big Twin & Sportster models 2007 onwards.

Chrome plated reproduction of the OEM **upper left side** housing. Will accept aftermarket and OEM switches.

65074 SOLD EACH
Replaces 71568-96A
Fits Big Twin & Sportster models 2007 onwards.

Chrome plated reproduction of the OEM **lower left side** housing.

Spectro Heavy Duty 6 Speed Platinum Transmission Lubricant



32028 SOLD IN CASE OF 12 x 1 QUART BOTTLES
SAE 75w 140 Platinum transmission lubricant.

Spectro Heavy Duty Platinum 6 speed transmission lubricant combines select group IV PAO base synthetics with optimum additive packages to provide owners of the new Harley - Davidson 6 speed transmission with the ultimate lubrication protection. Spectro heavy duty 6 speed Platinum is formulated to significantly reduce gear noise and provide easier, smoother shifting. The SAE 75w 140 formulation eases shifting when cold. High loads and extreme heat do not affect the oil, so it performs well when pushed hard and long.

Softail Touring Seat



25032 SOLD EACH
Fits Softail models from 1984 thru 2006

Softail black touring seat constructed with cast urethane foam and then covered with high quality naugahyde.

Softail Cobra Seat



25028 SOLD EACH
Fits Softail models from 1984 thru 2006

Softail black cobra seat constructed with cast urethane foam and then covered with high quality naugahyde.

Dyna Double Seat



25026 SOLD EACH
Fits Dyna models from 1996 to present.

Dyna black double seat constructed with cast urethane foam and then covered with high quality naugahyde.

Softail Double Seat



25029 SOLD EACH
Fits Softail models from 1984 thru 2006

Softail black double seat constructed with cast urethane foam and then covered with high quality naugahyde.

Softail Single Seat with Separate Pillion



25030 SOLD EACH
Fits Softail models from 1984 thru 2006
Single Seat

25031 SOLD EACH
Pillion seat with suction cups for Softail single seat PT# 25030

These Softail black single seats and separate pillion seats are constructed with cast urethane foam and then covered with high quality naugahyde.

Touring Model Single Seat with Separate Pillion



25021 SOLD EACH
Fits Touring models from 1997 to present. **Single Seat**

25022 SOLD EACH
Pillion seat for Touring single seat PT# 25021

These Touring model black single seats and separate pillion seats are constructed with cast urethane foam and then covered with high quality naugahyde.

Dyna Touring Seat



25027 SOLD EACH
Fits Dyna models from 1996 to present.

Dyna black touring seat constructed with cast urethane foam and then covered with high quality naugahyde.

Dyna Cobra Seat



25025 SOLD EACH
Fits Dyna models from 1996 to present.

Dyna black cobra seat constructed with cast urethane foam and then covered with high quality naugahyde.

Cobra Rigid Frame Seat



25024 SOLD EACH
Fits Rigid frame applications.

Rigid frame black cobra seat constructed with a formed steel base, cast urethane foam and then covered with high quality naugahyde.

Sportster Touring Seat



25033 SOLD EACH
Fits Sportster models from 1982 thru 2003.

25034 SOLD EACH
Fits Sportster models from 2004 to present.

Sportster black touring seat constructed with cast urethane foam and then covered with high quality naugahyde.

Sportster Cobra Seat



25041 SOLD EACH
Fits Sportster models from 1982 thru 2003.

25042 SOLD EACH
Fits Sportster models from 2004 to present.

Sportster black cobra seat constructed with cast urethane foam and then covered with high quality naugahyde.

Sportster Double Seat



25039 SOLD EACH
Fits Sportster models from 1982 thru 2003.

25040 SOLD EACH
Fits Sportster models from 2004 to present.

Sportster black double seat constructed with cast urethane foam and then covered with high quality naugahyde.

Sportster Single Seat with Separate Pillion



25035 SOLD EACH
Fits Sportster models from 1982 thru 2003. **Single Seat**

25036 SOLD EACH
Fits Sportster models from 2004 to present. **Single Seat**

25037 SOLD EACH
Pillion seat with suction cups for Sportster single seat **PT# 25035**

25031 SOLD EACH
Pillion seat with suction cups for Sportster single seat **PT# 25036**

These Sportster black single seats and separate pillion seats are constructed with cast urethane foam and then covered with high quality naugahyde.

Universal Retro Style Solo Seat



25048 SOLD EACH
Fits custom applications.

Universal Retro style solo seat constructed with a chrome plated seat pan then covered with black leather using chrome rivets. Seat has a flip in the back for support and to keep you from sliding off when riding. Seat measures **11.50" long and 9" wide**.

Note : requires solo seat mounting bracket kit, order separately.

Softail Universal Retro Style Solo Seat Mounting Kit



25046 SOLD AS KIT
Fits Softail models from 2000 thru 2005.

Mounting kit for Universal Retro style solo seats **PT# 25047 and 25048**.

Universal Retro Style Solo Seat



25047 SOLD EACH
Fits custom applications.

Universal Retro style solo seat constructed with a chrome plated seat pan then covered with black leather using chrome rivets. Seat has a flip in the back for support and to keep you from sliding off when riding. Seat measures **12.50" long and 11" wide**.

Note : requires solo seat mounting bracket kit, order separately.

Softail Universal Retro Style Solo Seat Mounting Kit



25045 SOLD AS KIT
Fits Softail models from 1984 thru 1999.

Mounting kit for Universal Retro style solo seats **PT# 25047 and 25048**.

Sportster Universal Retro Style Solo Seat Mounting Kit



25043 SOLD AS KIT
Fits Sportster models from 1982 thru 2003.

Mounting kit for Universal Retro style solo seat **PT# 25047**.


Sportster Universal Retro Style Solo Seat Mounting Kit



25044 SOLD AS KIT
Fits Sportster models from 2004 to present.

Mounting kit for Universal Retro style solo seat **PT# 25047**.

Inlet & Exhaust



- Inlet
- Exhaust

- Frames
- Accessories
- Kickstands

- Front Ends

- Gas Tanks
- Accessories

- Dash
- Instruments

- Oil Tanks
- Accessories

- Fenders

- Engine
- Accessories

- Clutch,
- Transmission
- Drive Line

- Handlebar
- Controls

- Brakes

- Forward
- Controls
- Footpegs
- Accessories

- Hubs
- Axles
- Wheels
- Accessories

- Lighting
- License
- Plate Mounts
- Accessories

- Electrical
- Accessories

- Miscellaneous

Forcewinder "XR" Tilt Forward Air Cleaner Kits

Easy to install Forcewinder "XR" forward mounted Air Intake Systems. Kits come complete with gauze air filter, stainless Allen bolts, gaskets, a Dry Charger weather inhibiting filter wrap and a crankcase breather filter. All kits for carburetor models bolt to the OEM carburetor. Forcewinder claims that the airflow can be increased to such a degree that they strongly recommend the use of the appropriate DynoJet jet-kit to compensate and recalibrate the carburetor to maximum performance. Available with polished aluminum elbow, or high-gloss black powder coated aluminum elbow for Buell, Evolution Sportster, Evolution Big Twin, and Twin Cam models.

Note : Installation requires an air cleaner mounting bracket that must be ordered separately. An optional adapter must be ordered separately when you want to fit the Forcewinder on a bike with an S&S Super "E", Super "G", Mikuni HSR 42 or Mikuni HSR 45 carburetor.



Forcewinder "XR" Air Intake Systems includes a polished or black aluminum elbow, conical air filter, screws, gasket, breather fittings, crankcase filter and black dry charger sock.

With Polished Aluminum Elbow

31064 SOLD AS KIT
Fits carbureted Buell models.

31066 SOLD AS KIT
Fits Evolution Sportster models from 1998 to present and Big Twin models from 1990 thru 1999.

Forcewinder "XR" Update Kits

Upgrade your existing Forcewinder "XR" Air Intake System into "XR-2" with this update kit. Contains Force XR filter, and complete billet aluminum breather set, and hardware.

31098 SOLD AS KIT
Fits all models except Twin Cam.

31099 SOLD AS KIT
Fits all Twin Cam models.

With Black Aluminum Elbow

31065 SOLD AS KIT
Fits carbureted Buell models.

31067 SOLD AS KIT
Fits Evolution Sportster models from 1998 to present and Big Twin models from 1990 thru 1999.

Air Cleaner Mounting Brackets

31012 SOLD EACH
Replaces 29116-83
Mounting bracket for Evolution Big Twin models from 1984 thru 1989.

31009 SOLD EACH
Mounting bracket for Evolution Big Twin models from 1990 thru 1991.

31036 SOLD EACH
Mounting bracket for Evolution Big Twin models from 1993 thru 1999.



Carburetor Adapter Brackets

31081 SOLD EACH
Polished billet aluminum adapter for S&S Super E and G carburetor's.

31083 SOLD IN PACK OF 5
adapter gas kit for S&S Super E and G carburetor.

31100 SOLD EACH
adapter with O-ring for Mikuni HSR42 and HSR45 carburetor.

Replacement Parts

31091 SOLD EACH
Forcewinder black dry charger sock fits Force "XR", "XR-2" and K&N filters.

31097 SOLD EACH
Replacement filter element for "XR" kits.



- Inlet
- Exhaust
- Frames
- Accessories
- Kickstands
- Front Ends
- Gas Tanks
- Accessories
- Dash
- Instruments
- Oil Tanks
- Accessories
- Fenders
- Engine
- Accessories
- Clutch
- Transmission
- Drive Line
- Handlebar
- Controls
- Brakes
- Forward Controls
- Footpegs
- Accessories
- Hubs
- Axles
- Wheels
- Accessories
- Lighting
- License Plate Mounts
- Accessories
- Electrical
- Accessories
- Miscellaneous

- Inlet
- Exhaust

Forcewinder "XR-2" Tilt Forward Air Cleaner Kits

Easy to install Forcewinder "XR-2" forward mounted Air Intake System. Kits come complete with gauze air filter, stainless Allen bolts, gaskets, and a Dry Charger weather inhibiting filter wrap. The "XR-2" kits are made for use on bikes with the "Through-the-Head" breather system and come with polished billet aluminum breather. All kits for carburetor models bolt to the OEM carburetor. Forcewinder claims that the airflow can be increased to such a degree that they strongly recommend the use of the appropriate DynoJet jet-kit to compensate and recalibrate the carburetor to maximum performance. Available with polished aluminum elbow, or high- gloss black powder coated aluminum elbow for Buell, Evolution Sportster, Evolution Big Twin, and Twin Cam models.

Note : Installation requires an air cleaner mounting bracket that must be ordered separately. An optional adapter must be ordered separately when you want to fit the Forcewinder on a bike with an S&S Super "E", Super "G", Mikuni HSR 42 or Mikuni HSR 45 carburetor.



Forcewinder "XR-2" Air Intake Systems with billet aluminum breather set-up, includes a polished or black aluminum elbow, billet breather set-up, silver AN fittings, screws, gasket, conical air filter and black dry charger sock.

With Polished Aluminum Elbow

31085 SOLD AS KIT
Fits carbureted Buell models.

31086 SOLD AS KIT
Fits fuel injected Buell models.

31069 SOLD AS KIT
Fits Evolution Big Twin models from 1992 thru 1999.

31071 SOLD AS KIT
Fits Evolution Sportster models from 1991 to present.

31073 SOLD AS KIT
Fits Twin Cam models from 1999 to present.

With Black Aluminum Elbow

31088 SOLD AS KIT
Fits carbureted Buell models.

31089 SOLD AS KIT
Fits fuel injected Buell models.

31070 SOLD AS KIT
Fits Evolution Big Twin models from 1992 thru 1999.

31072 SOLD AS KIT
Fits Evolution Sportster models from 1991 to present.

31074 SOLD AS KIT
Fits Twin Cam models from 1999 to present.

Carburetor Adapter Brackets

31081 SOLD EACH
Polished billet aluminum adapter for S&S Super E and G carburetor's.

31083 SOLD IN PACK OF 5
adapter gas kit for S&S Super E and G carburetor.

31100 SOLD EACH
adapter with O-ring for Mikuni HSR42 and HSR45 carburetor.

Replacement Parts

31091 SOLD EACH
Forcewinder black dry charger sock fits Force "XR", "XR-2" and K&N filters.

31092 SOLD EACH
Replacement filter element for "XR-2" kits.

Air Cleaner Mounting Brackets


31012 SOLD EACH
Replaces 29116-83
Mounting bracket for Evolution Big Twin models from 1984 thru 1989.

31036 SOLD EACH
Mounting bracket for Evolution Big Twin models from 1993 thru 1999.

31009 SOLD EACH
Mounting bracket for Evolution Big Twin models from 1990 thru 1991.



Forcewinder Air Filter Covers



Dress up your Forcewinder air filter with one of these chrome covers. XR2 air filter elements have an offset connection, standard Forcewinder filters have the connection exactly in the center so make sure that you order the right cover for the application. The Crossfire style features a Maltese Cross, the Tribal Thunder and Hot Rod flames designs both show flames with a small design difference.

XR Air Cleaner Covers

31101 SOLD EACH
Tribal Thunder - **style A**

31093 SOLD EACH
Crossfire - **style B**

31095 SOLD EACH
Hot Rod Flame - **style C**

XR-2 Air Cleaner Covers

31079 SOLD EACH
Tribal Thunder - **style A**

31094 SOLD EACH
Crossfire - **style B**

31096 SOLD EACH
Hot Rod Flame - **style C**



Air Cleaner Support Bracket for Evolution models



31012 SOLD EACH
Replaces 29116-83
Fits Evolution Big Twin 1984 to 1989.

31009 SOLD EACH
Fits Evolution Big Twin 1990 to 1991.

31036 SOLD EACH
Fits Evolution Big Twin models 1993 to 1999.

Chrome air cleaner support bracket used to replace the stock backing plate when fitting aftermarket air cleaners.

Air Cleaner Support Bracket for Mikuni Carbs



17011 SOLD AS KIT
Fits Big Twin models from 1984 to 1989.

Chrome air cleaner support bracket used to replace the stock backing plate when fitting aftermarket air cleaners on Mikuni carbs. Comes with gasket, bolts and washers.

- Inlet
- Exhaust

- Frames
- Accessories
- Kickstands

- Front Ends

- Gas Tanks
- Accessories

- Dash
- Instruments

- Oil Tanks
- Accessories

- Fenders

- Engine
- Accessories

- Clutch
- Transmission
- Drive Line

- Handlebar
- Controls

- Brakes

- Forward
- Controls
- Footpegs
- Accessories

- Hubs
- Axles
- Wheels
- Accessories

- Lighting
- License
- Plate Mounts
- Accessories

- Electrical
- Accessories

- Miscellaneous

- Inlet
- Exhaust

Carburetor Support Bracket



31084 SOLD AS KIT
Fits Big Twin models including Twin Cam from 1993 to present.

Beautifully chrome plated carburetor support bracket for when you want to convert to a custom air cleaner or performance carburetor. Includes head breather tube and breather bolts.

Crankcase Breather Kit with Support Bracket for CV Carburetors



31008 SOLD AS KIT
Fits Evolution Big Twin models 1993 to Present.

31011 SOLD AS KIT
Fits Sportster models 1991 to Present.

These kits are designed to allow the installation of aftermarket air cleaners to models with through the head crankcase breather systems. Kit includes everything except the air cleaner. Brackets can be used with any CV type aftermarket air cleaner.

High Flow Backing Plate



31063 SOLD AS KIT
Fits Evolution Big Twin, Evolution Sportster and Twin Cam 88 models equipped with Keihin CV carburetor and Delphi fuel injection equipped Twin Cam 88 models.

This aluminum backing plate has an integrated velocity stack, providing a better airflow for increased horsepower and torque through the entire RPM range. Kit includes low restriction air cleaner element, gasket, and all required mounting hardware.

Note : Must be used with OEM round or oval air cleaner cover and air cleaner support bracket.

High Flow Swept Air Cleaner Kit



31062 SOLD AS KIT
Fits all models with Keihin CV carburetor, such as 1991 to present Evolution Sportster, 1990 thru 1999 Evolution Big Twin, and 2000 to present Twin Cam.

Beautifully chrome plated teardrop style air cleaner measuring 7-5/8" high, 12-3/4" wide and 3-1/2" deep. Its smooth lines match perfectly with both stock and stretched fuel tanks. The air cleaner backing plate features an incorporated velocity stack for improved air flow. Kit includes show chrome cover, backing plate, gasket and 90 degree breather hose fitting.

Note : Installation requires the use of an air cleaner support bracket on all models, as well as a cylinder crankcase breather kit on "Thru the head breathing" models KW#31084.

- Frames
- Accessories
- Kickstands

- Front Ends

- Gas Tanks
- Accessories

- Dash
- Instruments

- Oil Tanks
- Accessories

- Fenders

- Engine
- Accessories

- Clutch
- Transmission
- Drive Line

- Handlebar
- Controls

- Brakes

- Forward Controls
- Footpegs
- Accessories

- Hubs
- Axles
- Wheels
- Accessories

- Lighting
- License Plate Mounts
- Accessories

- Electrical
- Accessories

- Miscellaneous

Air Cleaner Cover



31003 SOLD EACH
Fits 7" S&S style air cleaner assemblies.

31026 SOLD EACH
Replaces 29286-88T
Fits Big Twin Evolution models 1990 to Present and Sportster Evolution models 1988 to Present with C.V. type carburetors.

31004 SOLD EACH
Replacement foam filter.

Chrome plated die-cast teardrop style air cleaner.

Chrome Teardrop Air Cleaner mounting Bracket Set



31033 SOLD AS SET
Replaces 29208-87T
Fits all Evolution Sportster models from 1986 to 1990 and all Big Twin models with Evolution engines from 1984 to 1991.

Mounting bracket set for tear drop style air cleaner.

Air Cleaner Foam Filter



31002 SOLD EACH
Fits 7" air cleaner assemblies.

Replacement foam filter.

7" Round Air Cleaner Cover



31022 SOLD EACH
Fits all late models (except Twin Cam) with Keihin CV carburetors.

Nicely chrome plated 7" round air cleaner cover with "American Motorcycles" engraved logo.

Air Cleaner Foam Filter



31001 SOLD EACH
Replaces 29085-81
Fits baby moon type air cleaners.

Replacement foam filter.

CV Carburetor Top Cover



31013 SOLD EACH
Fits Sportster models 1988 to Present and Big Twin models from 1990 to Present with CV carburetor including Twin Cam models.

Chrome plated top cover to replace black wrinkle painted OEM part on CV carburetors.

8" Round Air Cleaner Cover



31028 SOLD EACH
Replaces 29136-91
Fits Evolution Big Twin models from 1984 thru 1989.

31031 SOLD EACH
Replaces 29138-91
Fits Evolution Big Twin models from 1990 onwards (excluding Twin Cam models).

Nicely chrome plated 8" round air cleaner covers with "American Motorcycles" engraved logo. Bolts right on the OE air cleaners of Evo Big Twin models from 1984 onwards.

Big Twin Breather Kit



31021 SOLD AS KIT
Replaces 29310-93
Fits Big Twin models from 1993 to 1999.

These breather kits come with a 2 into 1 head pipe that vents into one hose outlet. The single outlet allows you to route the breather hose to the air cleaner or directly to the atmosphere.

- Inlet
- Exhaust

- Frames
- Accessories
- Kickstands

- Front Ends

- Gas Tanks
- Accessories

- Dash
- Instruments

- Oil Tanks
- Accessories

- Fenders

- Engine
- Accessories

- Clutch
- Transmission
- Drive Line

- Handlebar
- Controls

- Brakes

- Forward Controls
- Footpegs
- Accessories

- Hubs
- Axles
- Wheels
- Accessories

- Lighting
- License Plate Mounts
- Accessories

- Electrical
- Accessories

- Miscellaneous

- Inlet
- Exhaust

Crankcase Breather Filter with Dual Inlet



31010 SOLD EACH

Can be used when fitting an aftermarket air cleaner on late model engines with through the head breather.

Crankcase Breather Filters



31005 SOLD AS KIT
Fits all models with 3/8" breather hose.

31007 SOLD EACH
Fits all models with 3/8" breather hose, includes chrome plated bracket and end cap.

31006 SOLD EACH
Replacement filter for 31007, including chrome plated end cap.

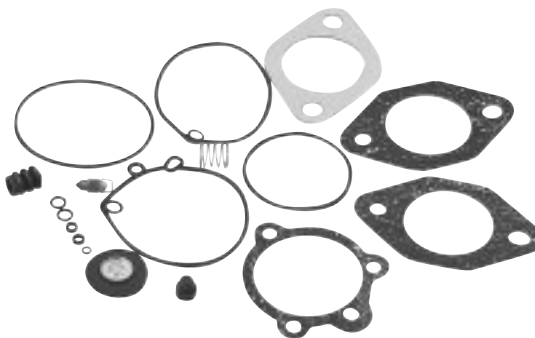
Breather is available in two versions. One comes complete with a chrome plated mounting bracket, replaceable filter assembly, chrome plated end cap and hose clamp. The other comes with a black end cap.

Bendix Accelerator Pump Assembly



17002 SOLD EACH
Replaces 27762-71A
Fits all Bendix and Bendix type Carburetors.

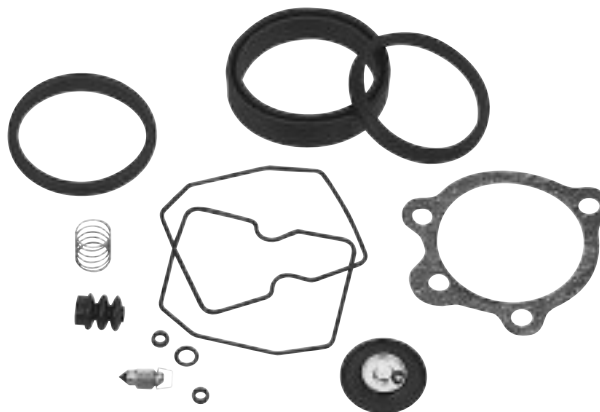
Rebuild Kit for Keihin Carburetor



31037 SOLD AS KIT
Replaces 27006-76
Fits all Keihin Carburetors except CV (constant vacuum) type.

The most complete rebuild kit available, it contains 17 pieces and includes carburetor to air filter gasket, carburetor to manifold gaskets and all viton "O" rings.

Repair Kit for Keihin CV Carburetors



17003 SOLD AS KIT
Replaces 27006-88
Fits Sportster models 1988 to Present (except 1992 Sportster with factory fitted CV carb) and all Big Twin models 1990 to Present with CV carburetors.

Carburetor kit includes all "O" rings, plugs, float needle, gaskets etc, manifold "O" rings and air cleaner to carburetor gasket.

- Frames
- Accessories
- Kickstands

- Front Ends

- Gas Tanks
- Accessories

- Dash
- Instruments

- Oil Tanks
- Accessories

- Fenders

- Engine
- Accessories

- Clutch
- Transmission
- Drive Line

- Handlebar
- Controls

- Brakes

- Forward Controls
- Footpegs
- Accessories


- Hubs
- Axles
- Wheels
- Accessories

- Lighting
- License Plate Mounts
- Accessories

- Electrical
- Accessories

- Miscellaneous

Adjustable Main Jet for Keihin Carburetor



31043 SOLD AS KIT

Fits all Keihin equipped models (except C.V. type) from 1976 to 1989.

This complete kit eliminates incorrect multiple jet changes when replacing exhaust pipes or air cleaners on Keihin Carburetors. Full adjustability permits precise tuning for maximum performance with every combination of engine, pipes and air cleaner. This kit frees you from the limitation of the few fixed jet sizes available and the labor of drilling jets. Use new gaskets and seals when installing. The installation tool marks the float bowl for a proper fit.

Fuel Filter



17008 SOLD EACH

Fits 5/16" Fuel line.

17009 SOLD EACH

Fits 1/4" Fuel line.

Show chromed in line fuel filter. Comes with clear housing and washable filter element.

Stainless Fuel Filter



17022 SOLD EACH

USA made show chrome plated fuel filter with easy clean element for reuse. 0.875" long with 5-1/16" hose barbs and a 10 micron 304 stainless filter element. It won't restrict fuel flow to big carbs and is just what you need to keep fuel contamination out of your engine.

Daytona Twin Scan II



NEW

75240 SOLD AS KIT

Fits fuel injected models from 2001 thru 2007 with Delphi® system including V-Rod models and carbureted models from 2003 thru 2006 with 12 pin ignition module. Kit includes Software on CD-rom.

The new Twin Scan II provides diagnostic capabilities not found in any other available tools. The Twin Scan II is especially useful for diagnosing hard to find intermittent trouble codes. The motorcycle can be operated while the unit is installed. Under normal conditions (no trouble code), the unit will store data for the last hour of operation. If a trouble code is set, the unit automatically stops logging data 30 minutes after the code is set. This allows you to examine data before and after the code was set, even days later. You have a range of capabilities for analyzing and printing out logged data that is displayed in a chart recorder format. The Twin Scan II interfaces to a laptop PC. Minimum PC requirement is a 300 MHz Pentium running Windows 98/ME/XP with SVGA display (1024 x 768 pixels) and available USB port.

- Uses laptop PC for display. Includes Windows software.
- Reads and clears diagnostic trouble codes from ECU (engine control unit), TSSM (turn signal/security module), speedometer, and tach.
- Real time display of engine data on instrument panel type display.
- Built-in data logging. Stores up to one hour of data. Automatically triggers when a trouble code is set. Shows data before and after code is set.
- Includes two analog inputs for air/fuel ratio (AFR). All Twin Scan II units can be upgraded to Twin Scan II+ for use as tuning aid.

• Inlet
• Exhaust

• Frames
• Accessories
• Kickstands

• Front Ends

• Gas Tanks
• Accessories

• Dash
• Instruments

• Oil Tanks
• Accessories

• Fenders

• Engine
• Accessories

• Clutch
• Transmission
• Drive Line

• Handlebar
• Controls

• Brakes

• Forward Controls
• Footpegs
• Accessories

• Hubs
• Axles
• Wheels
• Accessories

• Lighting
• License Plate Mounts
• Accessories

• Electrical
• Accessories

• Miscellaneous

- Inlet
- Exhaust

Custom Billet Fuel Filter



17021 SOLD EACH
Show Chrome billet fuel filter for 5/16" fuel lines.

- Frames
- Accessories
- Kickstands

- Front Ends

- Gas Tanks
- Accessories

- Dash
- Instruments

Barometric Sensor



17018 SOLD EACH
Replaces 32424-95
Fits FLHR-I, FLTCU-I, FLHTC-I, FLHTCUI, FLHTCI & FLTRI models from 1995 thru 1998.

Replacement for OE Barometric sensor as fitted on early EFI models 1995 thru 1998.

- Oil Tanks
- Accessories

- Fenders

- Engine
- Accessories

- Clutch
- Transmission
- Drive Line

- Handlebar
- Controls

Throttle Position Sensor



17019 SOLD EACH
Replaces 27629-01
Fits FXSTI, FLSTCI, FLSTFI, FXSTSI, FXSTBI & FXSTDI models from 2001 thru 2002. FLSTSI, FLHRI, FLHCUI, FLHTCI, FLHRCI & FLTRI 2002 models.

Replacement for Delphi throttle position sensor as fitted on late EFI Softail models 01 thru 02 and 02 FLT's.

- Brakes

- Forward Controls
- Footpegs
- Accessories

- Hubs
- Axles
- Wheels
- Accessories

- Lighting
- License Plate Mounts
- Accessories

- Electrical
- Accessories

- Miscellaneous

Big Twin Fuel Injectors



17012 SOLD EACH
Replaces 27218-95
Fits FLHR-I, FLTCU-I, FLHTCUI, FLHTCI, FLTRI & FLHRCI from 1995 thru 1998.

Replacement for OE **Black Cap** fuel injector as fitted from 95 thru 98.

17015 SOLD EACH
Green Cap fuel injector can be used to upgrade early EFI bikes with it's higher fuel flow ratio.

Big Twin Delphi Type Fuel Injector



17014 SOLD EACH
Replaces 27609-01
Fits FXSTI, FLSTCI, FLSTFI, FXSTSI, FXSTBI, FXSTDI, FLSTSI models from 2001 thru 2002 and FLHRI, FLHCUI, FLHTCI, FLHRCI & FLTRI models from 2002 & later.

Replacement for OE **Delphi** fuel injector as fitted on 01 thru 02 Softails and 02 onward FLT's.

Fuel Pressure Regulator



17016 SOLD EACH
Replaces 27219-95
Fits FLHR-I, FLTCU-I, FLHTCUI, FLHTCI, FLTRI & FLHRCI from 1995 thru 2001.

Replacement for OE fuel pressure regulators as fitted on 95 thru 01 FLT's.

Air Temperature Sensor



17017 SOLD EACH
Replaces 27270-95
Fits FXSTI, FLSTCI, FLSTFI, FXSTSI, FXSTBI, FXSTDI, FLSTSI models from 2001 thru 2002 and FLHRI, FLHTCUI, FLHTCI, FLHRCI, FLTRI & FLTCUI models from 1995 thru 2002.

Replacement for OE Air Temperature sensor as fitted on EFI models 1995 thru 2002.

Late Type Rubber Band Intake Manifold Clamp Set



31041 SOLD AS SET
Replaces 27063-80 & 27062-78
Fits all rubber band style manifolds 1978 to 1985. Can also be used on 1955 to 1977 style manifolds if used in combination with adapter rings.

Complete set of late type rubber band intake manifold clamps. Set includes two clamps and two rubber bands.

Inlet Manifold Seals



17004 SOLD AS KIT
Replaces 27002-89A & 26995-86A
Fits Big Twin and Sportster models 1989 to Present with CV Carburetors.

17010 SOLD IN PACK OF 10
Replaces 27062-78
Fits Shovelhead Engines from late 1978 to 1984 and Sportster Engines 1979 to 1986.

Two Piece Brass Intake Manifold Clamps



17007 SOLD AS SET
Replaces 27063-78 & 27063-80
Fits Shovelhead models 1978 to 1984 and Ironhead Sportster models 1978 to 1985.

Beautifully polished brass intake clamps complete with allen head hardware. Rubber bands & "O" rings not included.

Two Piece Chrome Manifold Clamps



17006 SOLD IN PAIRS
Replaces 27063-57
Fits FL, FX and XL models up to 1978.

31039 SOLD AS SET
Replaces 27063-78 & 27063-80
Fits all models except Evolution from 1978 to Present.

Clamps are machined into matched halves for a perfect fit.

Stainless Exhaust Flange Studs & Nuts



05520 SOLD AS SET
Fits all models.

Polished stainless steel exhaust flange 5/16" - 24 studs and nuts.

Engineered for performance and style. Diamond Engineering's exhaust stud kit makes installation easy with their bullet nose studs and 12 point nuts. The studs are manufactured from custom 450 stainless, heat treated and polished to a mirror finish. The bullet nose makes it easy to start the nuts and adds a custom touch and more shine to your ride. The twelve point nuts have a small wrenching size for clearance with even the biggest pipes. The nuts are made from A286 stainless and rated at 180,000psi tensile.

Stainless Exhaust Flange Nuts



05522 SOLD PACK OF 50
Fits all models.

Polished stainless steel exhaust flange nuts for 5/16" - 24 studs.

Diamond Engineering's polished stainless 5/16" - 24 twelve point flange nuts have a small wrenching size for clearance with even the biggest pipes. The nuts are made from A286 stainless and rated at 180,000psi tensile. Now available in convenient packs of 50.

- Inlet
- Exhaust

- Frames
- Accessories
- Kickstands

- Front Ends

- Gas Tanks
- Accessories

- Dash
- Instruments

- Oil Tanks
- Accessories

- Fenders

- Engine
- Accessories

- Clutch
- Transmission
- Drive Line

- Handlebar
- Controls

- Brakes

- Forward Controls
- Footpegs
- Accessories

- Hubs
- Axles
- Wheels
- Accessories

- Lighting
- License Plate Mounts
- Accessories

- Electrical
- Accessories

- Miscellaneous



Panhead Tapered Exhaust



48032 SOLD AS SET
Fits Panhead models from 1948 thru 1965.
1-3/4" tapered muffler exhaust set.

Panhead Drag Pipes



48006 SOLD AS SET
Fits Panhead models from 1948 to 1965.

These 1-3/4" diameter, 34" long slash cut drag pipes have been precision mandrel bent, polished and then beautifully chrome plated in the USA to give a perfect finish.

Panhead Slash Cut Exhaust



48033 SOLD AS SET
Fits Panhead models from 1948 thru 1965.
1-3/4" slash cut muffler exhaust set.

Panhead 'S' Type Tapered Exhaust



48019 SOLD AS SET
Fits Panhead models from 1948 thru 1965.
1-3/4" tapered muffler exhaust set with 'S' type front pipe.

Panhead 'S' Type Slash Cut Exhaust



48020 SOLD AS SET
Fits Panhead models from 1948 thru 1965.
1-3/4" slash cut muffler exhaust set with 'S' type front pipe.

Panhead FL & FLH Header Pipes



48015 SOLD AS SET
Fits Panhead models from 1948 thru 1965.
1-3/4" 2 into 1 header pipe set (3pcs).



Drag Pipes are for competition use only, they are not legal for use on the road anywhere in the United States.

Early Shovelhead Drag Pipes



48007 SOLD AS SET

Fits Shovelhead models with generators from 1966 to 1969.

These USA made 1-3/4" diameter, 36" long slash cut drag pipes have been precision bent on CNC benders, polished and then beautifully chrome plated to give a perfect finish.

Shovelhead FX & FL Drag Pipes



48009 SOLD AS SET

Fits FX & FL models with kick or electric start from 1970 to 1984.

1-3/4" diameter, 40" long slash cut drag pipes. Rear pipe goes over the transmission, relay cover may need to be removed on some FL models.

48049 SOLD AS SET

Fits FX & FL models with kick or electric start from 1970 to 1984.

2" diameter, 40" long slash cut drag pipes. Rear pipe goes over the transmission, relay cover may need to be removed on some FL models.

These USA made drag pipes have been precision bent on CNC benders, polished and then chrome plated to give a beautiful finish.



Shovelhead FL & FLH Slash Cut Exhaust



48018 SOLD AS SET

Fits Shovelhead FL & FLH kick or electric start models from 1970 thru 1984.

1-3/4" slash cut muffler exhaust set. Features an over the transmission rear pipe which clears big batteries and a front pipe that clears stock floorboard mounts.

Shovelhead FL & FLH Drag Pipes



48016 SOLD AS SET

Fits FL & FLH alternator models with kick or electric start from 1970 to 1984.

These USA made 1-3/4" diameter 2 into 1 drag pipes have been precision bent on CNC benders, polished and then chrome plated to give a beautiful finish.

Shovelhead FL & FLH Drag Pipes



48008 SOLD AS SET

Fits FL & FLH models with kick or electric start from 1970 to 1984. Rear pipe goes in front of the transmission.

These made in the USA slash cut drag pipes are 1-3/4" in diameter and 36" long. They have been precision mandrel bent on CNC benders, polished and then beautifully chrome plated to give a perfect finish.

- Inlet
- Exhaust

- Frames
- Accessories
- Kickstands

- Front Ends

- Gas Tanks
- Accessories

- Dash
- Instruments

- Oil Tanks
- Accessories

- Fenders

- Engine
- Accessories

- Clutch,
- Transmission
- Drive Line

- Handlebar
- Controls

- Brakes

- Forward
- Controls
- Footpegs
- Accessories

- Hubs
- Axles
- Wheels
- Accessories

- Lighting
- License
- Plate Mount
- Accessories

- Electrical
- Accessories

- Miscellaneous

Drag Pipes are for competition use only, they are not legal for use on the road anywhere in the United States.

- Inlet
- Exhaust

Electric Start Shovelhead FLH Slash Cut Exhaust



48031 SOLD AS SET
Fits electric start Shovelhead FLH models from 1970 thru 1984.

1-3/4" slash cut muffer exhaust set. Features an under the transmission rear pipe which clears large FLH batteries and a front pipe that clears OEM floorboards and forward mounted master cylinder.

FXR Tapered Exhaust



48022 SOLD AS SET
Fits FXR models from 1984 thru 1994 & 1999 models.
1-3/4" tapered muffer exhaust set.

48024 SOLD AS SET
Fits FXR models from 1984 thru 1994 & 1999 models.
2.00" tapered muffer exhaust set.

FXE & FXR Drag Pipes



48010 SOLD AS SET
Fits FXE & FXR models from 1984 to 1999.
1-3/4" diameter, 40" long slash cut drag pipes.

48050 SOLD AS SET
Fits FXE & FXR models from 1984 to 1999.
2" diameter, 40" long slash cut drag pipes.

These slash cut drag pipes are precision mandrel bent on CNC benders, polished and then beautifully chrome plated in the USA to give a perfect finish.

Electric Start Shovelhead FLH Tapered Exhaust



48030 SOLD AS SET
Fits electric start Shovelhead FLH models from 1970 thru 1984.

1-3/4" tapered muffer exhaust set. Features an under the transmission rear pipe which clears large FLH batteries and a front pipe that clears OEM floorboards and forward mounted master cylinder.

FXR Slash Cut Exhaust



48023 SOLD AS SET
Fits FXR models from 1984 thru 1994 & 1999 models.
1-3/4" slash cut muffer exhaust set.

48025 SOLD AS SET
Fits FXR models from 1984 thru 1994 & 1999 models.
2.00" slash cut muffer exhaust set.

FX, FXE & FXWG Tapered Exhaust



48026 SOLD AS SET
Fits FX & FXE models from 1971 thru 1984 & FXWG models from 1980 thru 1982.
1-3/4" tapered muffer exhaust set.

48028 SOLD AS SET
Fits FX & FXE models from 1971 thru 1984 & FXWG models from 1980 thru 1982.
2.00" tapered muffer exhaust set.



Drag Pipes are for competition use only, they are not legal for use on the road anywhere in the United States.

FX, FXE & FXWG Slash Cut Exhaust



48027 SOLD AS SET
Fits FX & FXE models from 1971 thru 1984 & FXWG models from 1980 thru 1982.
1-3/4" slash cut muffer exhaust set.

48029 SOLD AS SET
Fits FX & FXE models from 1971 thru 1984 & FXWG models from 1980 thru 1982.
2.00" slash cut muffer exhaust set.

Evolution Softail & FX Tapered Exhaust



48038 SOLD AS SET
Fits Softail from 1984 thru 2003 & EVO FXWG, FXE and FXSB models from 1985 thru 1986.
1-3/4" tapered muffer exhaust set.

48040 SOLD AS SET
Fits Softail from 1984 thru 2003 & EVO FXWG, FXE and FXSB models from 1985 thru 1986.
2.00" tapered muffer exhaust set.

Softail & Evolution FX Slash Cut Shotgun Drag Pipes



48060 SOLD AS SET
Fits Softail models from 1984 thru 2003 & Evolution FXWG, FXE & FXSB models from 1985 thru 1986.
2.00" slash cut shotgun drag pipe set.

FXE, FXST & FXWG Drag Pipes



48011 SOLD AS SET
Fits FXE models up to 1984, FXEF models from 1984 thru 1984, FXWG models thru 1986 & FXST models from 1984 thru 1999.

1-3/4" diameter, 40" long slash cut drag pipes.

48051 SOLD AS SET
Fits FXE models up to 1984, FXEF models from 1984 thru 1984, FXWG models thru 1986 & FXST models from 1984 thru 1999.

2" diameter, 40" long slash cut drag pipes.

These USA made drag pipes have been precision bent on CNC benders, polished and then chrome plated to give a beautiful finish.

Evolution Softail & FX Slash Cut Exhaust



48039 SOLD AS SET
Fits Softail from 1984 thru 2003 & EVO FXWG, FXE and FXSB models from 1985 thru 1986.
1-3/4" slash cut muffer exhaust set.

48041 SOLD AS SET
Fits Softail from 1984 thru 2003 & EVO FXWG, FXE and FXSB models from 1985 thru 1986.
2.00" slash cut muffer exhaust set.



- Inlet
- Exhaust

- Frames
- Accessories
- Kickstands

- Front Ends

- Gas Tanks
- Accessories

- Dash
- Instruments

- Oil Tanks
- Accessories

- Fenders

- Engine
- Accessories

- Clutch
- Transmission
- Drive Line

- Handlebar
- Controls

- Brakes

- Forward Controls
- Footpegs
- Accessories

- Hubs
- Axles
- Wheels
- Accessories

- Lighting
- License Plate Mounts
- Accessories

- Electrical
- Accessories

- Miscellaneous

Drag Pipes are for competition use only, they are not legal for use on the road anywhere in the United States.

- Inlet
- Exhaust

Dyna Glide Tapered Exhaust



48034 SOLD AS SET
Fits Dyna Glide models from 1991 thru 2003.
1-3/4" tapered muffer exhaust set.

48035 SOLD AS SET
Fits Dyna Glide models from 1991 thru 2003.
2.00" tapered muffer exhaust set.

Dyna Glide Slash Cut Exhaust



48036 SOLD AS SET
Fits Dyna Glide models from 1991 thru 2003.
1-3/4" slash cut muffer exhaust set.

48037 SOLD AS SET
Fits Dyna Glide models from 1991 thru 2003.
2.00" slash muffer exhaust set.

- Frames
- Accessories
- Kickstands

- Front Ends

- Gas Tanks
- Accessories

- Dash
- Instruments

Dyna Glide Tapered Exhaust



48056 SOLD AS SET
Fits Dyna Glide models from 1991 thru 2003.
1-3/4" tapered muffer exhaust set with S - bend rear pipe.

Dyna Glide 'S' Bend Long 'N' Low Slash Cut Drag Pipes



48055 SOLD AS SET
Fits Dyna Glide models from 1991 thru 2003.
1-3/4" Long 'N' Low 'S' Bend slash cut drag pipe set

- Oil Tanks
- Accessories

- Fenders

- Engine
- Accessories

- Clutch
- Transmission
- Drive Line

Dyna Glide Drag Pipes



48012 SOLD AS SET
Fits Dyna Glide models from 1991 to 1999.
1-3/4" diameter, 40" long slash cut drag pipes.

Dyna Glide Bottom Slash Cut Exhaust



48057 SOLD AS SET
Fits Dyna Glide models from 1991 thru 2003.
1-3/4" bottom slash cut muffer exhaust set with S - bend rear pipe.

- Handlebar
- Controls

- Brakes

- Forward Controls
- Footpegs
- Accessories

- Hubs
- Axles
- Wheels
- Accessories

- Lighting
- License Plate Mounts
- Accessories

- Electrical
- Accessories

48017 SOLD AS SET
Fits Dyna Glide models from 1991 to 1999.
2" diameter, 40" long slash cut drag pipes.

These USA made drag pipes have been precision bent on CNC benders, polished and then chrome plated to give a beautiful finish.



Drag Pipes are for competition use only, they are not legal for use on the road anywhere in the United States.

Dyna Glide Side Slash Cut Exhaust



48058 SOLD AS SET
Fits Dyna Glide models from 1991 thru 2003.
1-3/4" side slash cut muffler exhaust set with S - bend rear pipe.

Dyna Glide 'S' Bend Slash Cut Drag Pipes



48054 SOLD AS SET
Fits Dyna Glide models from 1991 thru 2003.
1-3/4" 'S' Bend slash cut drag pipe set.

Dyna Glide Upswept Slash Cut Drag Pipes



48059 SOLD AS SET
Fits Dyna Glide models from 1991 thru 2003.
2.00" Upswept slash cut drag pipe set.

Dyna Glide Long 'N' Low Slash Cut Drag Pipes



48053 SOLD AS SET
Fits Dyna Glide models from 1991 thru 2003.
2.00" Long 'N' Low slash cut drag pipe set.

Early Sportster Drag Pipes



48013 SOLD AS SET
Fits Sportster models from 1957 to 1985 except 1979 models.

1-3/4" diameter, 40" long slash cut drag pipes.

48052 SOLD AS SET
Fits Sportster models from 1957 to 1985 except 1979 models.

2" diameter, 40" long slash cut drag pipes.

These USA made drag pipes have been precision bent on CNC benders, polished and then chrome plated to give a beautiful finish.

Note: Does not include mounting hardware and 1980 to 1985 models will need a brake pedal stop.

- Inlet
- Exhaust

- Frames
- Accessories
- Kickstands

- Front Ends

- Gas Tanks
- Accessories

- Dash
- Instruments

- Oil Tanks
- Accessories

- Fenders

- Engine
- Accessories

- Clutch
- Transmission
- Drive Line

- Handlebar
- Controls

- Brakes

- Forward Controls
- Footpegs
- Accessories

- Hubs
- Axles
- Wheels
- Accessories

- Lighting
- License Plate Mounts
- Accessories

- Electrical
- Accessories

- Miscellaneous

Drag Pipes are for competition use only, they are not legal for use on the road anywhere in the United States.

- Inlet
- Exhaust

Sportster Tapered Exhaust

- Frames
- Accessories
- Kickstands



48047 SOLD AS SET
Fits Sportster models from 1957 thru 1985 except 1979 models.
1-3/4" tapered muffler exhaust set.

48046 SOLD AS SET
Fits Sportster models from 1957 thru 1985 except 1979 models.
2.00" tapered muffler exhaust set.

- Front Ends

- Gas Tanks
- Accessories

- Dash
- Instruments

- Oil Tanks
- Accessories

Sportster Drag Pipes

- Fenders



48014 SOLD AS SET
Fits Sportster models from 1986 to 2000 except 2000 883C & 1200C models.

1-3/4" diameter, 40" long slash cut drag pipes.

48021 SOLD AS SET
Fits Sportster models from 1986 to 2000 except 2000 883C & 1200C models.

2" diameter, 40" long slash cut drag pipes.

These drag pipes have been precision bent on CNC benders, polished and then chrome plated in the USA to give a beautiful finish.

- Engine
- Accessories

- Clutch
- Transmission
- Drive Line

- Handlebar
- Controls

- Brakes

- Forward Controls
- Footpegs
- Accessories

- Hubs
- Axles
- Wheels
- Accessories

- Lighting
- License Plate Mounts
- Accessories

- Electrical
- Accessories

- Miscellaneous



Sportster Slash Cut Exhaust



48048 SOLD AS SET
Fits Sportster models from 1957 thru 1985 except 1979 models.
1-3/4" slash cut muffler exhaust set.

Evolution Sportster Tapered Exhaust



48042 SOLD AS SET
Fits Evolution Sportster models from 1986 thru 2003.
1-3/4" tapered muffler exhaust set.

48044 SOLD AS SET
Fits Evolution Sportster models from 1986 thru 2003.
2.00" tapered muffler exhaust set.

Evolution Sportster Slash Cut Exhaust



48043 SOLD AS SET
Fits Evolution Sportster models from 1986 thru 2003.
1-3/4" tapered muffler exhaust set.

48045 SOLD AS SET
Fits Evolution Sportster models from 1986 thru 2003.
2.00" tapered muffler exhaust set.

Drag Pipes are for competition use only, they are not legal for use on the road anywhere in the United States.

Universal Muffler



48001 SOLD EACH
Fits all 1-3/4" exhaust pipes, will also fit 1-1/2" exhaust pipes if a reducer sleeve is used.

Show chromed "Tapered" style muffler 16-1/2" long.

Universal Muffler



48003 SOLD EACH
Fits all 1-3/4" exhaust pipes, will also fit 1-1/2" exhaust pipes if a reducer sleeve is used.

Show chromed "Slash cut" style muffler 16" long.

Fish Tail Torpedo Muffler



48005 SOLD EACH
Replaces 65244-62TA
Fits all 1-3/4" exhaust pipes, will also fit 1-1/2" exhaust pipes if a reducer sleeve is used.

Exact replica of the deluxe fish tail muffler used on the 1958 to 1966 FL models.

Universal Muffler



48002 SOLD EACH
Fits all 1-3/4" exhaust pipes, will also fit 1-1/2" exhaust pipes if a reducer sleeve is used.

Show chromed "Shorty" style muffler 12" long.

Dresser Model Stock Style Muffler



48004 SOLD EACH
Replaces 65240-41A
Fits all Big Twin models with 1-3/4" exhaust pipes.

Chromed Dresser style muffler 25" long with a 3-1/4" outside diameter. Stock style as fitted to 1958 thru 1978 FL & FLH models.

Softtail Exhaust Mounting Bracket



21047 SOLD EACH
Replaces 65459-84
Fits Softtail models from 1984 thru 1994 & 4 speed V2 FX models from 1985 thru 1986.

Black finish exhaust mounting bracket.

Drag Pipe Baffles



FXR Exhaust Mounting Bracket



48061 SOLD EACH
Replaces 65674-87
Fits FXR models from 1987 onwards.

Beautifully chromed exhaust mounting bracket.

Sportster Exhaust Mounting Bracket



48062 SOLD EACH
Replaces 65599-80A
Fits Sportster models from 1980 onwards.

Beautifully chromed exhaust mounting bracket.

Exhaust Mounting Bracket



48063 SOLD EACH
Replaces 65459-95
Fits all 1995 thru 1999 Softtail models.

Beautifully chrome plated OEM style exhaust bracket.

47005 SOLD EACH
4" long all steel construction baffle fits 1-3/4" diameter drag pipes.

47006 SOLD EACH
4" long all steel construction baffle fits 2" diameter drag pipes.

- Inlet
- Exhaust

- Frames
- Accessories
- Kickstands

- Front Ends

- Gas Tanks
- Accessories

- Dash
- Instruments

- Oil Tanks
- Accessories

- Fenders

- Engine
- Accessories

- Clutch
- Transmission
- Drive Line

- Handlebar
- Controls

- Brakes

- Forward Controls
- Footpegs
- Accessories

- Hubs
- Axles
- Wheels
- Accessories

- Lighting
- License Plate Mounts
- Accessories

- Electrical
- Accessories

- Miscellaneous


- Inlet
- Exhaust

Cool it® by Thermo-Tec Often copied, never equaled.

The saying goes that Imitation is the sincerest form of flattery. If that's true, then Thermo-Tec has been receiving compliments for years. Since the introduction of their Original Exhaust Insulating Wrap in 1986, many products have tried to copy its success. None have come close. Thermo-Tec is the industry leader in exhaust insulating and heat protection products. For almost twenty years, Thermo-Tec's dedication to R&D and extensive testing both on and off the track has set the standard for managing the destructive nature of exhaust heat.



Reduces temperatures up to 70%
Increases horsepower and fuel efficiency
Withstands continuous heat up to 2000°F
Increases life of the engine and electronic system components



The Original Exhaust Insulating Wrap™ was developed almost 20 years ago by ThermoTec™. Exhaust Insulating Wrap is an innovative way to create more horsepower and reduce exhaust temperatures. Wrapping headers with Exhaust Insulating Wrap maintains hotter exhaust gases that exit the system faster through decreased density. This produces increased exhaust scavenging, as well as lower intake temperatures. Exhaust Insulating Wrap withstands continuous heat up to 2000°F; it contains no asbestos. ThermoTec's Exhaust Wrap will not over-insulate a system when properly installed, due to its proprietary coating - Thermo-Conductive-Technology (T-C-T™), specially developed by Thermo-Tec, that conducts heat across the wrap's surface. This unique coating controls heat buildup and dissipation. Exhaust Insulating Wrap, available in natural and graphite black colors, is sold in 2" wide x 50 ft. rolls. All Exhaust Wrap has a low profile 1/16 inch thickness.

48065 SOLD IN 50ft ROLLS
Fits Custom applications
Natural color Thermo Tec exhaust wrap.

48066 SOLD IN 50ft ROLLS
Fits Custom applications
Graphite black color Thermo Tec exhaust wrap.

Generation II Copper™ Exhaust Insulating Wrap

Revolutionary! The best just got better!

Generation II COPPER Header Wrap improves heat resistance up to 30% more than current insulating technology, by utilizing a new proprietary coating developed by Thermo-Tec-improved Thermal-Conductive-Technology (T-C-T). Available in 2" x 50' lengths. HI-HEAT COPPER COATING Part of Thermo-Tec's Tri-coating system, it enhances the performance of all Thermo-Tec Exhaust Wraps. Advanced T-C-T is proprietary and only available through Thermo-Tec's world-wide distribution network.

48067 SOLD IN 50ft ROLLS
Fits Custom applications
Copper color Generation II Thermo Tec exhaust wrap.



- Frames
- Accessories
- Kickstands

- Front Ends

- Gas Tanks
- Accessories

- Dash
- Instruments

- Oil Tanks
- Accessories

- Fenders

- Engine
- Accessories

- Clutch
- Transmission
- Drive Line

- Handlebar
- Controls

- Brakes

- Forward Controls
- Footpegs
- Accessories

- Hubs
- Axles
- Wheels
- Accessories

- Lighting
- License Plate Mounts
- Accessories

- Electrical
- Accessories

- Miscellaneous

Thermo Tec Hi-Heat Coating Finish




Use the Hi-Heat Coating to finish off a clean and well-protected Exhaust Insulating Wrap installation. The coating will protect the wrap from abrasion and harmful liquid spills. Extra resins and binders toughen the surface and help extend the life of the wrap by protecting it from friction. They also seal the pores to minimize the penetration of harmful liquids. The 11oz. spray coating now comes in three colors black, aluminum and new copper.

48070 SOLD EACH
Thermo Tec **Black color** hi-heat exhaust wrap coating.

48071 SOLD EACH
Thermo Tec **Aluminum color** hi-heat exhaust wrap coating.

48072 SOLD EACH
Thermo Tec **Copper color** hi-heat exhaust wrap coating.

Thermo Tec Snap Strap™



48069 PACK OF 6
18" Thermo Tec Snap Straps.

New and improved! Same quality stainless steel straps with a dependable multi-lock system, now in standard lengths. No more cutting to length, then attaching the lock. Narrow width straps come in pre-cut lengths with the multi-lock already attached - just insert the end and pull to tighten.

Grumpy's Pipe Builders kit



48064 SOLD AS KIT
20 piece kit to build a set of 1-3/4" to a 2-1/4" custom set of pipes. Kit includes :

- 2 x Head Rings
- 2 x Flanges
- 2 x Gaskets
- 2 x 1-3/4" to 2-1/4" Swedges
- 10 x Bends
- 2 x Straight Tubes
- 1 x instruction guide

Grumpy's has developed a pipe builders kit for you to create your own unique set of pipes. Think of it, your design, your creation, the way you want it.

Note : Some welding, cutting, and assembly required.

Power Cones



47011 SOLD IN PAIRS
Exhaust power cones machined from solid bar stock, and cad plated. Fits all OEM and after market pipes on all Evolution Sportsters and Evolution Big Twins.

These power cones are easily installed between the heads and the exhaust at the exhaust ports. A nice bolt on part to get more power and torque resulting in greater performance from your engine. They give your engine the right amount of back pressure needed for maximum performance. The power cones work great on exhausts with little or no back pressure.



- Inlet
- Exhaust

- Frames
- Accessories
- Kickstands

- Front Ends

- Gas Tanks
- Accessories

- Dash
- Instruments

- Oil Tanks
- Accessories

- Fenders

- Engine
- Accessories

- Clutch
- Transmission
- Drive Line

- Handlebar
- Controls

- Brakes

- Forward Controls
- Footpegs
- Accessories

- Hubs
- Axles
- Wheels
- Accessories

- Lighting
- License Plate Mounts
- Accessories

- Electrical
- Accessories

- Miscellaneous

- Inlet
- Exhaust

Exhaust Clamps



47001 SOLD IN PAIRS
Replaces 65273-88T
Fits XL models 1957 to 1985.

47002 SOLD IN PAIRS
Replaces 65274-88T
Fits Panhead models 1948 to 1965.

Chrome plated clamps made from heavy duty cold rolled steel. Come complete with allen key headed screws.

Exhaust Flange Snap Ring



47013 SOLD PACK OF 10
Replaces 65325-83
Use on Big Twin models from 1985 onwards.

Flexible Chrome Exhaust Cover



47009 SOLD EACH
Fits 1-3/4" two piece exhaust pipes.

12" Chrome cover as used on early Panheads and Knuckleheads.

Exhaust Port "Tuff Seal" Gaskets



47007 SOLD IN PACKS OF 10
Replaces 65834-68A
Fits 1966 to 1984 Shovelhead motors.


To prevent exhaust gasses from leaking between the pipe & head "Tuff Seal" has a silicone impregnated metal core with a tough alloy ring around the inside to give a gas tight seal.

Exhaust Flange Bolts



47012 SOLD PACK OF 10
Replaces 3201W
Black Allen head bolt for 1966 thru 1984 Shovelhead models.

Chrome Exhaust Heat Shield



47008 SOLD EACH
Replaces 65270-84T
Fits 1-3/4" exhaust pipes.

Beautifully chromed shield 7" long recommended when using a custom exhaust to protect boots & pants from the heat.

Exhaust Clamp



47003 SOLD EACH
Fits 1-3/4" diameter exhaust pipes.

Chrome plated exhaust pipe & muffler clamp.

Chrome Exhaust Flange



47010 SOLD EACH
Fits Big Twin and Sportster models, will also fit wide frames that need clearance on the seat post.

Nicely chrome plated V2 exhaust flange.

- Frames
- Accessories
- Kickstands

- Front Ends

- Gas Tanks
- Accessories

- Dash
- Instruments

- Oil Tanks
- Accessories

- Fenders

- Engine
- Accessories

- Clutch
- Transmission
- Drive Line

- Handlebar
- Controls

- Brakes

- Forward Controls
- Footpegs
- Accessories


- Hubs
- Axles
- Wheels
- Accessories

- Lighting
- License Plate Mounts
- Accessories

- Electrical
- Accessories

- Miscellaneous

Frames & Accessories



- Inlet
- Exhaust

- Frames
- Accessories
- Kickstands

- Front Ends

- Gas Tanks
- Accessories

- Dash
- Instruments

- Oil Tanks
- Accessories

- Fenders

- Engine
- Accessories

- Clutch
- Transmission
- Drive Line

- Handlebar
- Controls

- Brakes

- Forward Controls
- Footpegs
- Accessories

- Hubs
- Axles
- Wheels
- Accessories

- Lighting
- License Plate Mounts
- Accessories

- Electrical
- Accessories

- Miscellaneous

Rigid Frames made with 1-1/4" Tubing



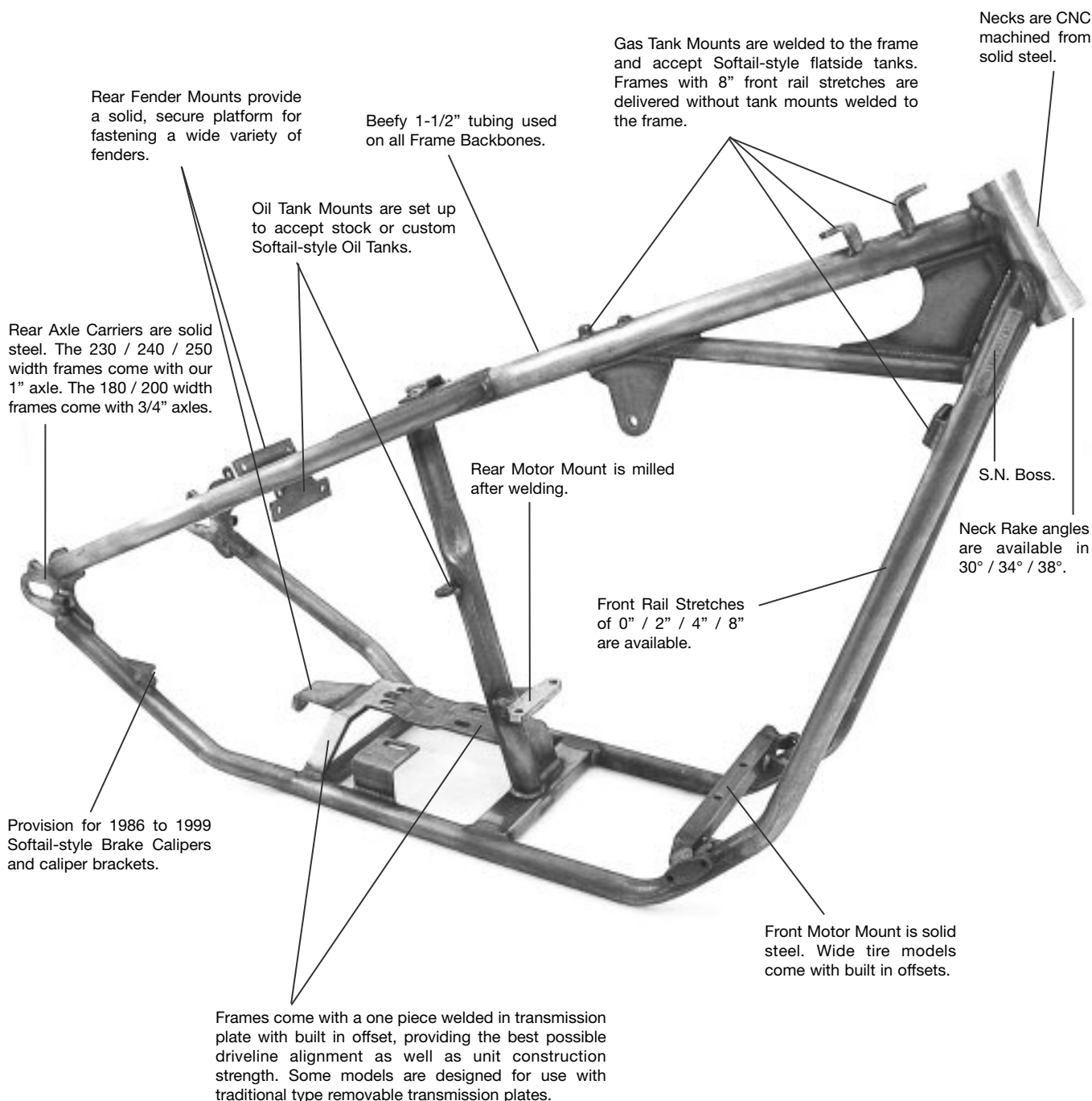
¥ DOM steel 1-1/4 tubing, mandrel bent

¥ DOM steel 1-1/2 tubing for the backbones

¥ TIG / MIG welded

¥ Frames will accept Evolution motors (except Twin Cam), Shovelhead & Panhead engines with clearance for cylinders up to 0.200 taller than stock Evolution

- Inlet
- Exhaust
- Frames
- Accessories
- Kickstands
- Front Ends
- Gas Tanks
- Accessories
- Dash
- Instruments
- Oil Tanks
- Accessories
- Fenders
- Engine
- Accessories
- Clutch,
- Transmission
- Drive Line
- Handlebar
- Controls
- Brakes
- Forward
- Controls
- Footpegs
- Accessories
- Hubs
- Axles
- Wheels
- Accessories
- Lighting
- License
- Plate Mounts
- Accessories
- Electrical
- Accessories
- Miscellaneous



All Frames come complete with manufacturer's Statement of Origin



Stock Width Rigid Frames made with 1-1/4" Tubing

Frames use stock width disc brake wheels, 1986 to 1999 Softail-style brakes, axles and spacers. Frame has an integral one piece transmission mount for Softail-style 5 speed transmissions and will run an 1-1/2" belt or chain. All frames come complete with a manufacturer's statement of origin.



23033 Stock width Rigid frame made from 1-1/4" tubing with 30° rake and 0" stretch.

23034 Stock width Rigid frame made from 1-1/4" tubing with 34° rake and 2" stretch.



23035 Stock width Rigid frame made from 1-1/4" tubing with 34° rake, 4" stretch and 1-1/2" backbone stretch. Comes with component and fork cup kit.

23036 Stock width Rigid frame made from 1-1/4" tubing with 38° rake, 4" stretch and 1-1/2" backbone stretch. Comes with component and fork cup kit.

- Inlet
- Exhaust

- Frames
- Accessories
- Kickstands

- Front Ends

- Gas Tanks
- Accessories

- Dash
- Instruments

- Oil Tanks
- Accessories

- Fenders

- Engine
- Accessories

- Clutch
- Transmission
- Drive Line

- Handlebar
- Controls

- Brakes

- Forward Controls
- Footpegs
- Accessories

- Hubs
- Axles
- Wheels
- Accessories

- Lighting
- License Plate Mounts
- Accessories

- Electrical
- Accessories

- Miscellaneous



Stock Width Rigid Frames made with 1-1/4" Tubing with Removable Transmission Plate

Frames use stock width disc brake wheels, pre 2000 Softtail-style brakes, axles, spacers and adjusters. Frames are designed for a removable transmission plate (not included) and chain drive 4 or 5 speed transmissions. All frames come complete with a manufacturer's statement of origin.



23072 Stock width Rigid frame made from 1-1/4" tubing with 30° rake and 0" stretch.

23073 Stock width Rigid frame made from 1-1/4" tubing with 34° rake and 2" stretch.



Rigid Frames made with 1-1/4" Tubing for 180 Width Rear Tires

Frames are engineered to accept 180 width rear tires with 1-1/2" belt drive or 200 width rear tires with chain drive. The frame has a built in offset so no spacing is required and will accept the stock motor and transmission. All frames come complete with a manufacturer's statement of origin.



23074 Rigid frame for 180 width tires made from 1-1/4" tubing with 30° rake and 0" stretch. Comes with component and axle kit.

23075 Rigid frame for 180 width tires made from 1-1/4" tubing with 34° rake and 2" stretch. Comes with component and axle kit.

23076 Rigid frame for 180 width tires made from 1-1/4" tubing with 38° rake and 2" stretch. Comes with component and axle kit.

- Inlet
- Exhaust
- Frames
- Accessories
- Kickstands
- Front Ends
- Gas Tanks
- Accessories
- Dash
- Instruments
- Oil Tanks
- Accessories
- Fenders
- Engine
- Accessories
- Clutch
- Transmission
- Drive Line
- Handlebar
- Controls
- Brakes
- Forward Controls
- Footpegs
- Accessories
- Hubs
- Axles
- Wheels
- Accessories
- Lighting
- License Plate Mounts
- Accessories
- Electrical
- Accessories
- Miscellaneous



Rigid Frames with Increased Rake, Stretch and Backbone made with 1-1/4" Tubing for 180 Width Rear Tires

Frames are engineered to accept 180 width rear tires with 1-1/2" belt drive or 200 width rear tires with chain drive. The frame has a built in offset so no spacing is required and will accept the stock motor and transmission. All frames come complete with a manufacturer's statement of origin.



23078 Rigid frame for 180 width tires made from 1-1/4" tubing with 38° rake, 4" stretch and 1-1/2" backbone stretch. Comes with component kit, axle and fork cup kit.



Rigid Frames made with 1-1/4" Tubing for 180 Width Rear Tires with Built In Transmission Mount

Frames are designed to accept 180 width rear tires with 1-1/2" belt drive or 200 width rear tires with chain drive. The frame has a built in offset so no spacing is required and will accept the stock motor and transmission without modification. The transmission mount has been built into the frame to provide additional strength and accurate driveline alignment. All frames come complete with a manufacturer's statement of origin.



23018 Rigid frame for 180 width tires made from 1-1/4" tubing with 30° rake and 0" stretch. Comes with component and axle kit.

23019 Rigid frame for 180 width tires made from 1-1/4" tubing with 34° rake and 2" stretch. Comes with component and axle kit.

23020 Rigid frame for 180 width tires made from 1-1/4" tubing with 38° rake and 2" stretch. Comes with component and axle kit.

- Inlet
- Exhaust

- Frames
- Accessories
- Kickstands

- Front Ends

- Gas Tanks
- Accessories

- Dash
- Instruments

- Oil Tanks
- Accessories

- Fenders

- Engine
- Accessories

- Clutch
- Transmission
- Drive Line

- Handlebar
- Controls

- Brakes

- Forward Controls
- Footpegs
- Accessories

- Hubs
- Axles
- Wheels
- Accessories

- Lighting
- License Plate Mounts
- Accessories

- Electrical
- Accessories

- Miscellaneous

- Inlet
- Exhaust

- Frames
- Accessories
- Kickstands

- Front Ends

- Gas Tanks
- Accessories

- Dash
- Instruments

- Oil Tanks
- Accessories

- Fenders

- Engine
- Accessories

- Clutch,
- Transmission
- Drive Line

- Handlebar
- Controls

- Brakes

- Forward
- Controls
- Footpegs
- Accessories

- Hubs
- Axles
- Wheels
- Accessories

- Lighting
- License
- Plate Mounts
- Accessories

- Electrical
- Accessories

- Miscellaneous



Rigid Frames made with 1-1/4" Tubing for 180 Width Rear Tires with Built In Transmission Mount and Increased Rake, Stretch and Backbone Stretch.

Frames are designed to accept 180 width rear tires with 1-1/2" belt drive or 200 width rear tires with chain drive. The frame has a built in offset so no spacing is required and will accept the stock motor and transmission without modification. The transmission mount has been built into the frame to provide additional strength and accurate driveline alignment. All frames come complete with a manufacturer's statement of origin.



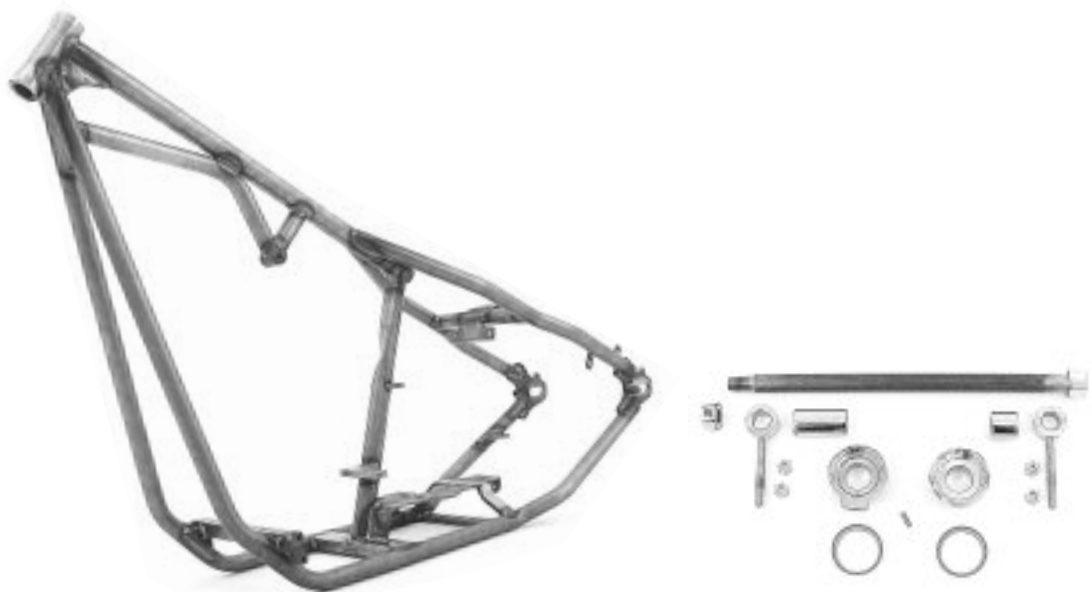
23021 Rigid frame for 180 width tires made from 1-1/4" tubing with 34° rake, 4" stretch and 1-1/2" backbone stretch. Comes with component kit, axle and fork cup kit.

23022 Rigid frame for 180 width tires made from 1-1/4" tubing with 38° rake, 4" stretch and 1-1/2" backbone stretch. Comes with component kit, axle and fork cup kit.



Rigid Frames made with 1-1/4" Tubing for 200 Width Rear Tires with Increased Rake, Stretch and Backbone Stretch.

Frames are designed to accept 200 width rear tires with 1-1/2" belt or chain drive. The offset is built into the frame. Requires a 1/2" spacer between the engine and the inner primary cover and a 1/2" longer spacer on the engine sprocket or pulley (not included). All frames come complete with a manufacturer's statement of origin.



23005 Rigid frame for 200 width tires made from 1-1/4" tubing with 34° rake, 8" stretch and 1-1/2" backbone stretch. Comes with component kit, axle and fork cup kit.



Rigid Frames made with 1-1/4" Tubing for 230 / 240 / 250 Width Rear Tires

Frames are designed to accept 230 / 240 width rear tires with 1-1/2" belt or chain drive and 250 width rear tires with 1-1/8" belt or chain drive. The one piece transmission mount has been built into the frame to provide additional strength and accurate driveline alignment. The offset is built into the frame. Requires a 1" spacer between the engine and the inner primary cover and a 1" longer spacer on the engine sprocket or pulley (not included). All frames come complete with a manufacturer's statement of origin.



23023 Rigid frame for 230 / 240 / 250 width tires made from 1-1/4" tubing with 34° rake and 2" stretch. Comes with component and 1" axle kit.

23024 Rigid frame for 230 / 240 / 250 width tires made from 1-1/4" tubing with 38° rake and 2" stretch. Comes with component and 1" axle kit.



Rigid Frames made with 1-1/4" Tubing for 230 / 240 / 250 Width Rear Tires with Increased Rake, Stretch and Backbone Stretch.

Frames are designed to accept 230 / 240 width rear tires with 1-1/2" belt or chain drive and 250 width rear tires with 1-1/8" belt or chain drive. The one piece transmission mount has been built into the frame to provide additional strength and accurate driveline alignment. The offset is built into the frame. Requires a 1" spacer between the engine and the inner primary cover and a 1" longer spacer on the engine sprocket or pulley (not included). All frames come complete with a manufacturer's statement of origin.



23025 Rigid frame for 230 / 240 / 250 width tires made from 1-1/4" tubing with 34° rake, 4" stretch and 1-1/2" backbone stretch. Comes with component kit, 1" axle and fork cup kit.

23026 Rigid frame for 230 / 240 / 250 width tires made from 1-1/4" tubing with 38° rake, 4" stretch and 1-1/2" backbone stretch. Comes with component kit, 1" axle and fork cup kit.

- Inlet
- Exhaust

- Frames
- Accessories
- Kickstands

- Front Ends

- Gas Tanks
- Accessories

- Dash
- Instruments

- Oil Tanks
- Accessories

- Fenders

- Engine
- Accessories

- Clutch
- Transmission
- Drive Line

- Handlebar
- Controls

- Brakes

- Forward Controls
- Footpegs
- Accessories

- Hubs
- Axles
- Wheels
- Accessories

- Lighting
- License Plate Mounts
- Accessories

- Electrical
- Accessories

- Miscellaneous



Rigid Frames made with 1-1/4" Tubing for 230 / 240 / 250 Width Rear Tires with Removable Transmission Plate

Frames are designed to accept 230 / 240 width rear tires with 1-1/2" belt or chain drive and 250 width rear tires with 1-1/8" belt or chain drive. The offset is built into the frame. Requires a 1" spacer between the engine and the inner primary cover, 1" longer spacer on the engine sprocket or pulley and a removable transmission plate (not included). All frames come complete with a manufacturer's statement of origin.



23079 Rigid frame for 230 / 240 / 250 width tires made from 1-1/4" tubing with 38° rake and 2" stretch. Comes with component and axle kit.

- Inlet
- Exhaust
- Frames
- Accessories
- Kickstands
- Front Ends
- Gas Tanks
- Accessories
- Dash
- Instruments
- Oil Tanks
- Accessories
- Fenders
- Engine
- Accessories
- Clutch
- Transmission
- Drive Line
- Handlebar
- Controls
- Brakes
- Forward Controls
- Footpegs
- Accessories
- Hubs
- Axles
- Wheels
- Accessories
- Lighting
- License Plate Mounts
- Accessories
- Electrical
- Accessories
- Miscellaneous

Rigid Frames made with 1-3/8" Mega Tubing

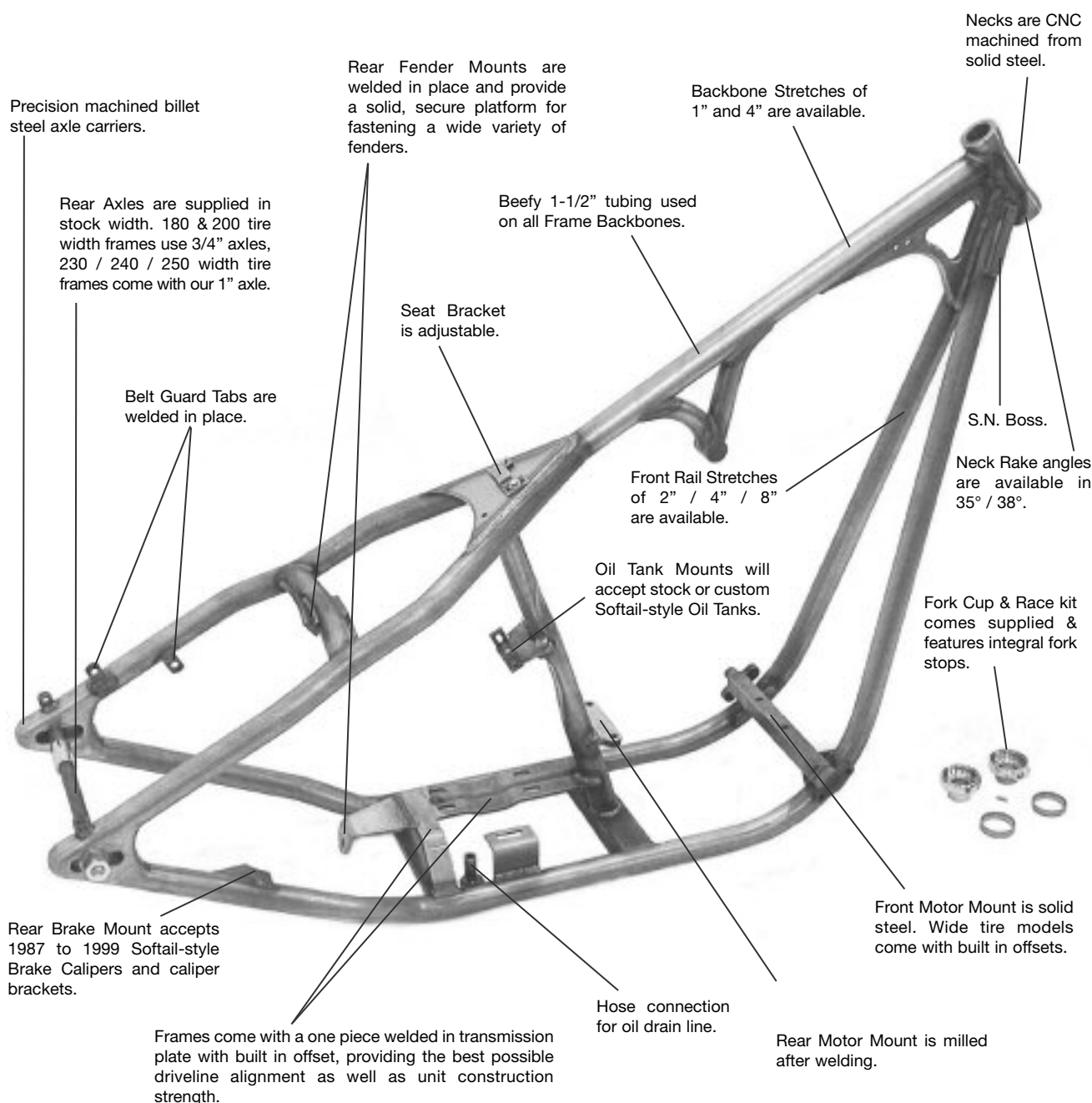
¥ DOM steel 1-3/8 tubing, mandrel bent

¥ DOM steel 1-1/2 tubing for the backbones

¥ These Frames represent KRAFT / TECH's commitment to mating sound engineering with design excellence and functionality

¥ TIG / MIG welded

¥ Frames will accept Evolution motors (except Twin Cam), Shovelhead & Panhead engines with clearance for cylinders up to 0.200 taller than stock Evolution



- Inlet
- Exhaust

- Frames
- Accessories
- Kickstands

- Front Ends

- Gas Tanks
- Accessories

- Dash
- Instruments

- Oil Tanks
- Accessories

- Fenders

- Engine
- Accessories

- Clutch
- Transmission
- Drive Line

- Handlebar
- Controls

- Brakes

- Forward Controls
- Footpegs
- Accessories

- Hubs
- Axles
- Wheels
- Accessories

- Lighting
- License Plate Mounts
- Accessories

- Electrical
- Accessories


- Miscellaneous

All Frames come complete with manufacturer's Statement of Origin



Rigid Frames made with 1-3/8" Mega Tubing for 180 Width Rear Tires

Frames are engineered to accept 180 width rear tires with 1-1/2" belt drive or 200 width rear tires with chain drive. The frame has a built in offset so no spacing is required and will accept the stock motor and transmission. All frames come complete with a manufacturer's statement of origin.



23103 Rigid frame for 180 width tires made from 1-3/8" tubing with 35° rake and 2" stretch. Comes with component kit, axle and fork cup kit.

23104 Rigid frame for 180 width tires made from 1-3/8" tubing with 38° rake and 2" stretch. Comes with component kit, axle and fork cup kit.



23105 Rigid frame for 180 width tires made from 1-3/8" tubing with 35° rake, 4" stretch and 1" backbone stretch. Comes with component kit, axle and fork cup kit.

- Inlet
- Exhaust

- Frames
- Accessories
- Kickstands

- Front Ends

- Gas Tanks
- Accessories

- Dash
- Instruments

- Oil Tanks
- Accessories

- Fenders

- Engine
- Accessories

- Clutch
- Transmission
- Drive Line

- Handlebar
- Controls

- Brakes

- Forward Controls
- Footpegs
- Accessories

- Hubs
- Axles
- Wheels
- Accessories

- Lighting
- License Plate Mounts
- Accessories

- Electrical
- Accessories

- Miscellaneous



Rigid Frames made with 1-3/8" Mega Tubing for 180 Width Rear Tires with Larger Rake, Stretch and Backbone Stretch.

Frames are engineered to accept 180 width rear tires with 1-1/2" belt drive or 200 width rear tires with chain drive. The frame has a built in offset so no spacing is required and will accept the stock motor and transmission. All frames come complete with a manufacturer's statement of origin.



23107 Rigid frame for 180 width tires made from 1-3/8" tubing with 35° rake, 8" stretch and 4" backbone stretch. Comes with component kit, axle and fork cup kit.

23108 Rigid frame for 180 width tires made from 1-3/8" tubing with 38° rake, 8" stretch and 4" backbone stretch. Comes with component kit, axle and fork cup kit.



Rigid Frames made with 1-3/8" Mega Tubing for 200 Width Rear Tires

Frames are designed to accept 200 width rear tires with 1-1/2" belt or chain drive. The offset is built into the frame. Requires a 1/2" spacer between the engine and the inner primary cover and a 1/2" longer spacer on the engine sprocket or pulley (not included). The one piece transmission mount has been built into the frame to provide additional strength and accurate driveline alignment. All frames come complete with a manufacturer's statement of origin.



23109 Rigid frame for 200 width tires made from 1-3/8" tubing with 35° rake and 2" stretch. Comes with component kit, axle and fork cup kit.

23110 Rigid frame for 200 width tires made from 1-3/8" tubing with 38° rake and 2" stretch. Comes with component kit, axle and fork cup kit.

- Inlet
- Exhaust

- Frames
- Accessories
- Kickstands

- Front Ends

- Gas Tanks
- Accessories

- Dash
- Instruments

- Oil Tanks
- Accessories

- Fenders

- Engine
- Accessories

- Clutch
- Transmission
- Drive Line

- Handlebar
- Controls

- Brakes

- Forward Controls
- Footpegs
- Accessories

- Hubs
- Axles
- Wheels
- Accessories

- Lighting
- License Plate Mounts
- Accessories

- Electrical
- Accessories

- Miscellaneous



Rigid Frames made with 1-3/8" Mega Tubing for 200 Width Rear Tires with Increased Rake, Stretch and Backbone Stretch.

Frames are designed to accept 200 width rear tires with 1-1/2" belt or chain drive. The offset is built into the frame. Requires a 1/2" spacer between the engine and the inner primary cover and a 1/2" longer spacer on the engine sprocket or pulley (not included). The one piece transmission mount has been built into the frame to provide additional strength and accurate driveline alignment. All frames come complete with a manufacturer's statement of origin.



23111 Rigid frame for 200 width tires made from 1-3/8" tubing with 35° rake, 4" stretch and 1" backbone stretch. Comes with component kit, axle and fork cup kit.

23112 Rigid frame for 200 width tires made from 1-3/8" tubing with 38° rake, 4" stretch and 1" backbone stretch. Comes with component kit, axle and fork cup kit.



23006 Rigid frame for 200 width tires made from 1-3/8" tubing with 35° rake, 8" stretch and 4" backbone stretch. Comes with component kit, axle and fork cup kit.

23007 Rigid frame for 200 width tires made from 1-3/8" tubing with 38° rake, 8" stretch and 4" backbone stretch. Comes with component kit, axle and fork cup kit.

- Inlet
- Exhaust

- Frames
- Accessories
- Kickstands

- Front Ends

- Gas Tanks
- Accessories

- Dash
- Instruments

- Oil Tanks
- Accessories

- Fenders

- Engine
- Accessories

- Clutch
- Transmission
- Drive Line

- Handlebar
- Controls

- Brakes

- Forward Controls
- Footpegs
- Accessories

- Hubs
- Axles
- Wheels
- Accessories

- Lighting
- License Plate Mounts
- Accessories


- Electrical
- Accessories

- Miscellaneous



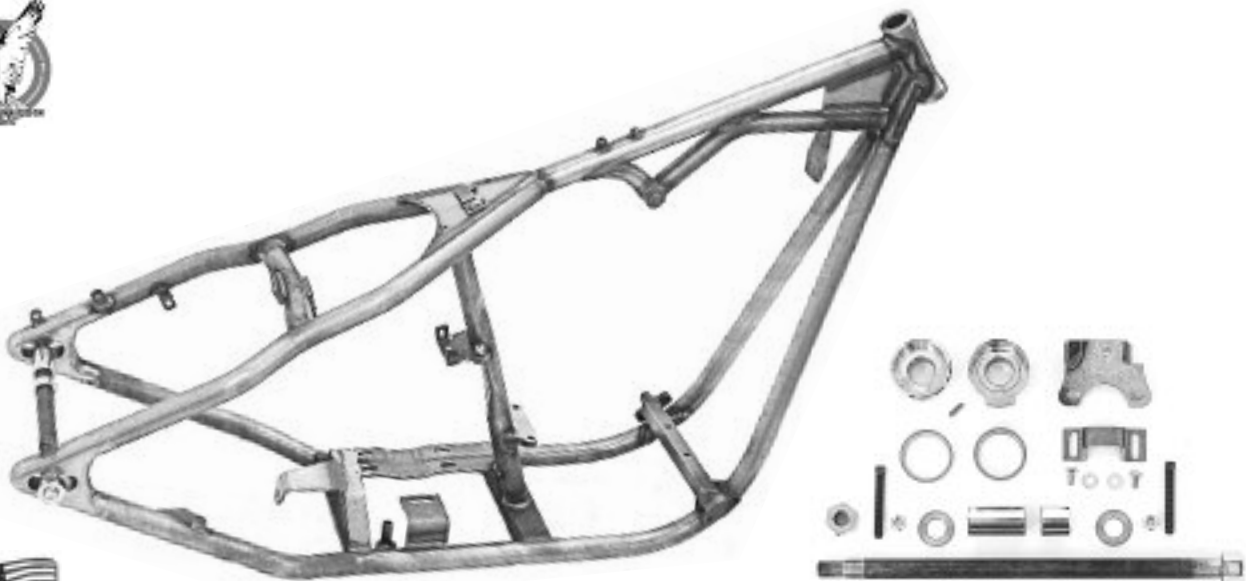
Rigid Frames made with 1-3/8" Tubing for 230 / 240 / 250 Width Rear Tires

Frames are designed to accept 230 / 240 width rear tires with 1-1/2" belt or chain drive and 250 width rear tires with 1-1/8" belt or chain drive. The one piece transmission mount has been built into the frame to provide additional strength and accurate driveline alignment. The offset is built into the frame. Requires a 1" spacer between the engine and the inner primary cover and a 1" longer spacer on the engine sprocket or pulley (not included). All frames come complete with a manufacturer's statement of origin.



23113 Rigid frame for 230 / 240 / 250 width tires made from 1-3/8" tubing with 35° rake and 2" stretch. Comes with component kit, 1" axle and fork cup kit.

23114 Rigid frame for 230 / 240 / 250 width tires made from 1-3/8" tubing with 38° rake and 2" stretch. Comes with component kit, 1" axle and fork cup kit.



23115 Rigid frame for 230 / 240 / 250 width tires made from 1-3/8" tubing with 35° rake, 4" stretch and 1" backbone stretch. Comes with component kit, 1" axle and fork cup kit.

23116 Rigid frame for 230 / 240 / 250 width tires made from 1-3/8" tubing with 38° rake, 4" stretch and 1" backbone stretch. Comes with component kit, 1" axle and fork cup kit.

- Inlet
- Exhaust

- Frames
- Accessories
- Kickstands

- Front Ends

- Gas Tanks
- Accessories

- Dash
- Instruments

- Oil Tanks
- Accessories

- Fenders

- Engine
- Accessories

- Clutch
- Transmission
- Drive Line

- Handlebar
- Controls

- Brakes

- Forward Controls
- Footpegs
- Accessories

- Hubs
- Axles
- Wheels
- Accessories

- Lighting
- License Plate Mounts
- Accessories

- Electrical
- Accessories

- Miscellaneous



Rigid Frames made with 1-3/8" Tubing for 230 / 240 / 250 Width Rear Tires with Larger Rake, Stretch and Backbone Stretch.

Frames are designed to accept 230 / 240 width rear tires with 1-1/2" belt or chain drive and 250 width rear tires with 1-1/8" belt or chain drive. The one piece transmission mount has been built into the frame to provide additional strength and accurate driveline alignment. The offset is built into the frame. Requires a 1" spacer between the engine and the inner primary cover and a 1" longer spacer on the engine sprocket or pulley (not included). All frames come complete with a manufacturer's statement of origin.



23027 Rigid frame for 230 / 240 / 250 width tires made from 1-3/8" tubing with 35° rake, 8" stretch and 4" backbone stretch. Comes with component kit, 1" axle and fork cup kit.

23028 Rigid frame for 230 / 240 / 250 width tires made from 1-3/8" tubing with 38° rake, 8" stretch and 4" backbone stretch. Comes with component kit, 1" axle and fork cup kit.

- Inlet
- Exhaust
- Frames
- Accessories
- Kickstands
- Front Ends
- Gas Tanks
- Accessories
- Dash
- Instruments
- Oil Tanks
- Accessories
- Fenders
- Engine
- Accessories
- Clutch
- Transmission
- Drive Line
- Handlebar
- Controls
- Brakes
- Forward Controls
- Footpegs
- Accessories
- Hubs
- Axles
- Wheels
- Accessories
- Lighting
- License Plate Mounts
- Accessories
- Electrical
- Accessories
- Miscellaneous

Rigid Frames with Single Down Tubes and Hidden Axles

¥ DOM steel 2" tubing for the down tubes, mandrel bent

¥ DOM steel 1-3/4" tubing for the backbones

¥ DOM steel 1-3/8" tubing for the rest, mandrel bent

¥ These Frames represent KRAFT / TECH's commitment to mating sound engineering with design excellence and functionality

¥ TIG / MIG welded

¥ Frames will accept Evolution motors (except Twin Cam), Shovelhead & Panhead engines with clearance for cylinders up to 0.200" taller than stock Evolution



- Inlet
- Exhaust

- Frames
- Accessories
- Kickstands

- Front Ends

- Gas Tanks
- Accessories

- Dash
- Instruments

- Oil Tanks
- Accessories

- Fenders

- Engine
- Accessories

- Clutch
- Transmission
- Drive Line

- Handlebar
- Controls

- Brakes

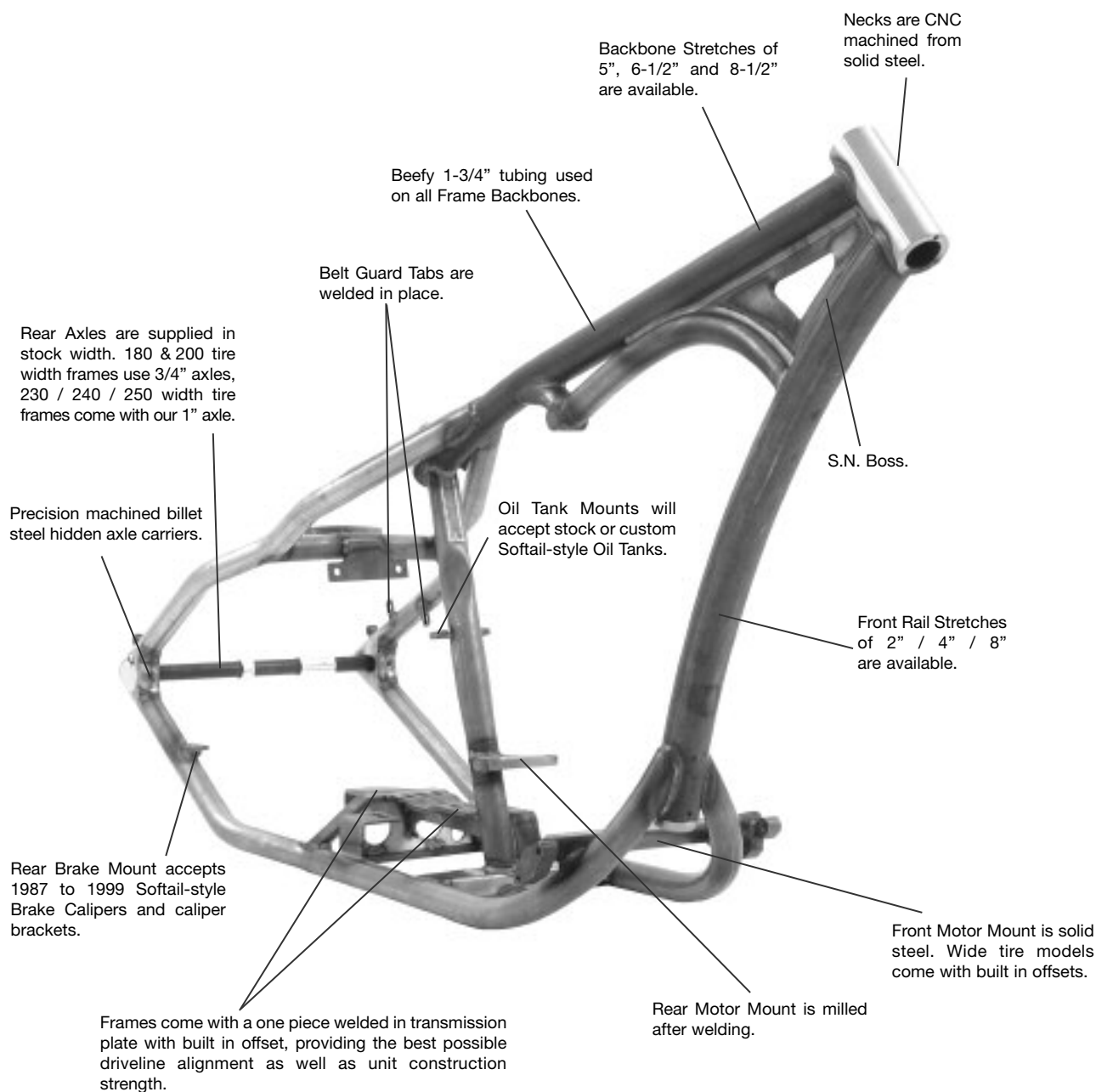
- Forward Controls
- Footpegs
- Accessories

- Hubs
- Axles
- Wheels
- Accessories

- Lighting
- License Plate Mounts
- Accessories

- Electrical
- Accessories

- Miscellaneous



All Frames come complete with manufacturer's Statement of Origin



Rigid Single Down Tube Frame with Hidden Axle for 180 Width Rear Tires.

Frames are made from mandrel bent DOM steel tubing, 2" for the single down tube, 1-3/4" for the backbone and 1-3/8" for the rest. They are designed to accept 180 width rear tires and any 5 or 6 speed Softail-Style transmission together with an 1-1/2" or 1-1/8" rear belt or chain drive. Engineered with a super strong upper frame design with integral neck webbing that offers unparalleled strength with pleasing aesthetics. The single down tube merges with the lower frame rails in such a way as to continue the frames smooth lines, often overlooked on other frames. These beauties are delivered complete with billet hidden axle component kit. Integral one piece transmission mounting plate is part of the frame structure, assuring unit construction strength and the best possible alignment. Frames are set up with the offset already built in which requires only simple spacing of engine sprocket or pulley. Will accept Kraft/Tech oil tanks and our large selection of one piece round top fenders.



23142 Rigid single down tube frame for 180 width tires with 38° rake 2" stretch and 5" backbone stretch, comes with component kit including 3/4" diameter axle.

23143 Rigid single down tube frame for 180 width tires with 38° rake 4" stretch and 6-1/2" backbone stretch, comes with component kit including 3/4" diameter axle.

23144 Rigid single down tube frame for 180 width tires with 38° rake 8" stretch and 8-1/2" backbone stretch, comes with component kit including 3/4" diameter axle.

23150 Rigid single down tube frame for 180 width tires with 40° rake 8" stretch and 8-1/2" backbone stretch, comes with component kit including 3/4" diameter axle.

- Inlet
- Exhaust

- Frames
- Accessories
- Kickstands

- Front Ends

- Gas Tanks
- Accessories

- Dash
- Instruments

- Oil Tanks
- Accessories

- Fenders

- Engine
- Accessories

- Clutch
- Transmission
- Drive Line

- Handlebar
- Controls

- Brakes

- Forward Controls
- Footpegs
- Accessories

- Hubs
- Axles
- Wheels
- Accessories

- Lighting
- License Plate Mounts
- Accessories


- Electrical
- Accessories

- Miscellaneous



Rigid Single Down Tube Frame with Hidden Axle for 230/240/250 Width Rear Tires.

Frames are made from mandrel bent DOM steel tubing, 2" for the single down tube, 1-3/4" for the backbone and 1-3/8" for the rest. They are designed to accept 230/240/250 width rear tires and any 5 or 6 speed Softail-Style transmission together with an 1-1/2" or 1-1/8" rear belt or chain drive. Engineered with a super strong upper frame design with integral neck webbing that offers unparalleled strength with pleasing aesthetics. The single down tube merges with the lower frame rails in such a way as to continue the frames smooth lines, often overlooked on other frames. These beauties are delivered complete with a component kit. Integral one piece transmission mounting plate is part of the frame structure, assuring unit construction strength and the best possible alignment. Frames are set up with the offset already built in which requires only simple spacing between the engine and inner primary cover as well as additional spacing of engine sprocket or pulley. Will accept Kraft/Tech oil tanks and our large selection of one piece round top fenders.



23145 Rigid single down tube frame for 230/240/250 width tires with 38° rake 2" stretch and 5" backbone stretch, comes with component kit including 1" diameter axle.

23146 Rigid single down tube frame for 230/240/250 width tires with 38° rake 4" stretch and 6-1/2" backbone stretch, comes with component kit including 1" diameter axle.

23147 Rigid single down tube frame for 230/240/250 width tires with 38° rake 8" stretch and 8-1/2" backbone stretch, comes with component kit including 1" diameter axle.

23151 Rigid single down tube frame for 230/240/250 width tires with 40° rake 8" stretch and 8-1/2" backbone stretch, comes with component kit including 1" diameter axle.

- Inlet
- Exhaust

- Frames
- Accessories
- Kickstands

- Front Ends

- Gas Tanks
- Accessories

- Dash
- Instruments

- Oil Tanks
- Accessories

- Fenders

- Engine
- Accessories

- Clutch
- Transmission
- Drive Line

- Handlebar
- Controls

- Brakes

- Forward Controls
- Footpegs
- Accessories

- Hubs
- Axles
- Wheels
- Accessories

- Lighting
- License Plate Mounts
- Accessories

- Electrical
- Accessories

- Miscellaneous

Rigid Frames with Single Down Tubes and Hidden Axles in 3 Different Styles

¥ DOM steel 2 tubing for the down tubes, mandrel bent

¥ DOM steel 1-3/4 tubing for the backbones

¥ DOM steel 1-1/2 tubing for the rest, mandrel bent

¥ These Frames represent KRAFT / TECH's commitment to mating sound engineering with design excellence and functionality

¥ TIG / MIG welded

¥ Billet axle carriers are available in 3 styles : Curved Dagger, High Torque and Dagger (High Torque & Dagger styles are available by special order only)

¥ Frames will accept any 5 or 6 - speed Right Side Drive Softtail Style Transmission together with 1-1/2 belt on 280 and 300 width tires or chain on 330 width tires.



Necks are CNC machined from solid steel.

Beefy 1-3/4" tubing used on all Frame Backbones.

Rear Axles are supplied in 280, 300 & 330 tire width frames using our 1" axle.

Precision machined billet steel hidden axle carriers.

Oil Tank Mounts will accept custom Softtail-style Oil Tanks.

S.N. Boss.

Front Motor Mount is solid steel.

Frames come with a one piece welded in transmission plate with built in offset, providing the best possible driveline alignment as well as unit construction strength.

Rear Motor Mount is milled after welding.

Curved Dagger Style

Dagger Style

High Torque Style



In Stock

Available by Special Order

Available by Special Order

All Frames come complete with manufacturer's Statement of Origin

- Inlet
- Exhaust

- Frames
- Accessories
- Kickstands

- Front Ends

- Gas Tanks
- Accessories

- Dash
- Instruments

- Oil Tanks
- Accessories

- Fenders

- Engine
- Accessories

- Clutch
- Transmission
- Drive Line

- Handlebar
- Controls

- Brakes

- Forward Controls
- Footpegs
- Accessories

- Hubs
- Axles
- Wheels
- Accessories

- Lighting
- License Plate Mounts
- Accessories

- Electrical
- Accessories

- Miscellaneous



Curved Dagger Style Rigid Single Down Tube Frame with Hidden Axle for 280 Width Rear Tires.

Frames are made from mandrel bent DOM steel tubing, 2" for the single down tube, 1-3/4" for the backbone and 1-1/2" for the rest. They are designed to accept 280 width rear tires and any 5 or 6 speed Right Side Drive Softail-Style transmission together with an 1-1/2" rear belt or chain drive. Engineered with a super strong upper frame design with integral neck webbing that offers unparalleled strength with pleasing aesthetics. The single down tube merges with the lower frame rails in such a way as to continue the frames smooth lines, often overlooked on other frames. These beauties are delivered complete with a component kit. Integral one piece transmission mounting plate is part of the frame structure, assuring unit construction strength and the best possible alignment. Frames are set up with the offset already built in which requires only simple spacing between the engine and inner primary cover as well as additional spacing of engine sprocket or pulley. Will accept Kraft/Tech oil tanks and our large selection of one piece round top fenders.



23158 Rigid Right Side Drive single down tube frame for 280 width tires with 38° rake 2" stretch and 5" backbone stretch, comes with component kit including 1" diameter axle.

23159 Rigid Right Side Drive single down tube frame for 280 width tires with 40° rake 4" stretch and 6.5" backbone stretch, comes with component kit including 1" diameter axle.

23160 Rigid Right Side Drive single down tube frame for 280 width tires with 40° rake 8" stretch and 8.5" backbone stretch, comes with component kit including 1" diameter axle.

- Inlet
- Exhaust

- Frames
- Accessories
- Kickstands

- Front Ends

- Gas Tanks
- Accessories

- Dash
- Instruments

- Oil Tanks
- Accessories

- Fenders

- Engine
- Accessories

- Clutch
- Transmission
- Drive Line

- Handlebar
- Controls

- Brakes

- Forward Controls
- Footpegs
- Accessories

- Hubs
- Axles
- Wheels
- Accessories

- Lighting
- License Plate Mounts
- Accessories

- Electrical
- Accessories

- Miscellaneous



Curved Dagger Style Rigid Single Down Tube Frame with Hidden Axle for 300 & 330 Width Rear Tires.

Frames are made from mandrel bent DOM steel tubing, 2" for the single down tube, 1-3/4" for the backbone and 1-1/2" for the rest. They are designed to accept 300 or 330 width rear tires and any 5 or 6 speed Right Side Drive Softtail-Style transmission together with an 1-1/2" rear belt drive or chain drive. Engineered with a super strong upper frame design with integral neck webbing that offers unparalleled strength with pleasing aesthetics. The single down tube merges with the lower frame rails in such a way as to continue the frames smooth lines, often overlooked on other frames. These beauties are delivered complete with a component kit. Integral one piece transmission mounting plate is part of the frame structure, assuring unit construction strength and the best possible alignment. Frames are set up with the offset already built in which requires only simple spacing between the engine and inner primary cover as well as additional spacing of engine sprocket or pulley. Will accept Kraft/Tech oil tanks and our large selection of one piece round top fenders.



23161 Rigid Right Side Drive single down tube frame for 300 / 330 width tires with 38° rake 2" stretch and 5" backbone stretch, comes with component kit including 1" diameter axle.

23194 Rigid Right Side Drive single down tube frame for 300 / 330 width tires with 38° rake 4" stretch and 6.5" backbone stretch, comes with component kit including 1" diameter axle.

23195 Rigid Right Side Drive single down tube frame for 300 / 330 width tires with 38° rake 8" stretch and 8.5" backbone stretch, comes with component kit including 1" diameter axle.

23196 Rigid Right Side Drive single down tube frame for 300 / 330 width tires with 40° rake 2" stretch and 5" backbone stretch, comes with component kit including 1" diameter axle.

23162 Rigid Right Side Drive single down tube frame for 300 / 330 width tires with 40° rake 4" stretch and 6.5" backbone stretch, comes with component kit including 1" diameter axle.

23163 Rigid Right Side Drive single down tube frame for 300 / 330 width tires with 40° rake 8" stretch and 8.5" backbone stretch, comes with component kit including 1" diameter axle.

- Inlet
- Exhaust

- Frames
- Accessories
- Kickstands

- Front Ends

- Gas Tanks
- Accessories

- Dash
- Instruments

- Oil Tanks
- Accessories

- Fenders

- Engine
- Accessories

- Clutch
- Transmission
- Drive Line

- Handlebar
- Controls

- Brakes

- Forward Controls
- Footpegs
- Accessories

- Hubs
- Axles
- Wheels
- Accessories

- Lighting
- License Plate Mounts
- Accessories


- Electrical
- Accessories

- Miscellaneous



Curved Dagger Twin Cam B Rigid Style Frame with Hidden Axle for 300 & 330 Width Rear Tires.

Frames are made from mandrel bent DOM steel tubing, 1-1/2" for the down tubes, 1-3/4" for the backbone and 1-1/2" for the rest. They are designed to accept 300 or 330 width rear tires and any 5 or 6 speed **Right Side Drive** Twin Cam B Style transmission together with chain drive. Engineered with a super strong upper frame design with integral neck webbing that offers unparalleled strength with pleasing aesthetics. Integral one piece transmission mounting plate is part of the frame structure, assuring unit construction strength and the best possible alignment. These beauties are delivered complete with a component kit. Will accept Kraft/Tech oil tanks and our large selection of one piece round top fenders.



23185 Right Side Drive Rigid style frame for 300 / 330 width tires with 38° rake 2" stretch and 5" backbone stretch, comes with component kit including 1" diameter axle.

23186 Right Side Drive Rigid style frame for 300 / 330 width tires with 38° rake 4" stretch and 6.5" backbone stretch, comes with component kit including 1" diameter axle.

23187 Right Side Drive Rigid style frame for 300 / 330 width tires with 38° rake 8" stretch and 8.5" backbone stretch, comes with component kit including 1" diameter axle.

23188 Right Side Drive Rigid style frame for 300 / 330 width tires with 40° rake 2" stretch and 5" backbone stretch, comes with component kit including 1" diameter axle.

23189 Right Side Drive Rigid style frame for 300 / 330 width tires with 40° rake 4" stretch and 6.5" backbone stretch, comes with component kit including 1" diameter axle.

23190 Right Side Drive Rigid style frame for 300 / 330 width tires with 40° rake 8" stretch and 8.5" backbone stretch, comes with component kit including 1" diameter axle.

- Inlet
- Exhaust

- Frames
- Accessories
- Kickstands

- Front Ends

- Gas Tanks
- Accessories

- Dash
- Instruments

- Oil Tanks
- Accessories

- Fenders

- Engine
- Accessories

- Clutch
- Transmission
- Drive Line

- Handlebar
- Controls

- Brakes

- Forward Controls
- Footpegs
- Accessories

- Hubs
- Axles
- Wheels
- Accessories

- Lighting
- License Plate Mounts
- Accessories

- Electrical
- Accessories

- Miscellaneous

Softail-Style Frames made with 1-1/4" Tubing



¥ DOM steel 1-1/4 tubing, mandrel bent

¥ DOM steel 1-1/2 tubing for the backbones

¥ TIG / MIG welded

¥ Frames will accept Evolution motors (except Twin Cam), Shovelhead & Panhead engines with clearance for cylinders up to 0.200 taller than stock Evolution

¥ These Frames have been an industry standard since their introduction

Rear Axle Carriers are solid steel. The 230 / 240 / 250 width frames take 1" axles. The 180 / 200 width frames take 3/4" axles.

Gas Tank Mounts are welded to the frame and accept Softail-style flatside tanks. Frames with 8" front rail stretches are delivered without tank mounts welded to the frame.

Necks are CNC machined from solid steel.

Oil Tank Mounts are set up to accept stock or custom Softail-style Oil Tanks.

Seat Bracket is adjustable.

Splash Guard mounts are welded in place.

Beefy 1-1/2" tubing used on all Frame Backbones. Available in 0" / 1-1/2" / 4" stretch.

S.N. Boss.

Rear Motor Mount is milled after welding.

Neck Rake angles are available in 30° / 34° / 38°.

Front Rail Stretches of 0" / 2" / 4" / 8" are available.

Rear section has a mounting provision for 1987 to 1999 type rear brakes.

Front Motor Mount is solid steel, Wide tire models come with built in offsets.

Flush mounted Pivot Bolt is made from stainless steel.

Frames are set up for Softail-style Shock Absorbers 1987 to 1999.

Uprights are made from 1/2" thick steel and are styled to merge the frame and rear section together as if they were one.

Frames come with one piece welded in transmission plates with built in offsets, providing the best possible driveline alignment as well as unit construction strength. Some models are designed for use with traditional type removable transmission plates.

All Frames come complete with manufacturer's Statement of Origin

- Inlet
- Exhaust

- Frames
- Accessories
- Kickstands

- Front Ends

- Gas Tanks
- Accessories

- Dash
- Instruments

- Oil Tanks
- Accessories

- Fenders

- Engine
- Accessories

- Clutch
- Transmission
- Drive Line

- Handlebar
- Controls

- Brakes

- Forward Controls
- Footpegs
- Accessories

- Hubs
- Axles
- Wheels
- Accessories

- Lighting
- License Plate Mounts
- Accessories

- Electrical
- Accessories

- Miscellaneous



Stock Width Softtail-Style Frames made with 1-1/8" Tubing

Frames are designed to use a removable transmission plate and the 1987 to 1999 rear swingarm assembly (not included). They come equipped with stock coil mount, oil tank mounts and Softtail-style flatside gas tank mounts. All frames come complete with a manufacturer's statement of origin.



23063 Stock width Softtail-Style frame made from 1-1/8" tubing with 30° rake and 0" stretch. Comes supplied with component and bracket kit.



23064 Stock width Softtail-Style frame made from 1-1/8" tubing with 34° rake and 2" stretch. Comes supplied with component and bracket kit.

23065 Stock width Softtail-Style frame made from 1-1/8" tubing with 38° rake and 2" stretch. Comes supplied with component and bracket kit.

08010 Replaces 47537-89A, Raw finished rear swingarm with bearings and retainer.

- Inlet
- Exhaust

- Frames
- Accessories
- Kickstands

- Front Ends

- Gas Tanks
- Accessories

- Dash
- Instruments

- Oil Tanks
- Accessories

- Fenders

- Engine
- Accessories

- Clutch
- Transmission
- Drive Line

- Handlebar
- Controls

- Brakes

- Forward Controls
- Footpegs
- Accessories

- Hubs
- Axles
- Wheels
- Accessories

- Lighting
- License Plate Mounts
- Accessories

- Electrical
- Accessories

- Miscellaneous

- Inlet
- Exhaust

- Frames
- Accessories
- Kickstands

- Front Ends

- Gas Tanks
- Accessories

- Dash
- Instruments

- Oil Tanks
- Accessories

- Fenders

- Engine
- Accessories

- Clutch
- Transmission
- Drive Line

- Handlebar
- Controls

- Brakes

- Forward Controls
- Footpegs
- Accessories

- Hubs
- Axles
- Wheels
- Accessories

- Lighting
- License Plate Mounts
- Accessories

- Electrical
- Accessories

- Miscellaneous



Stock Width Softtail-Style Frames made with 1-1/4" Tubing

Frames are designed to use the 1987 to 1999 rear swingarm assembly (not included). They come equipped with stock coil mount, oil tank mounts and Softtail-Style flatside gas tank mounts. All frames come complete with a manufacturer's statement of origin.



23037 Stock width Softtail-Style frame made from 1-1/4" tubing with 30° rake and 0" stretch. Comes supplied with component and bracket kit.



23038 Stock width Softtail-Style frame made from 1-1/4" tubing with 34° rake and 2" stretch. Comes supplied with component and bracket kit.

23071 Stock width Softtail-Style frame made from 1-1/4" tubing with 38° rake and 2" stretch. Comes supplied with component and bracket kit.



Softtail-Style Frames made with 1-1/4" Tubing for 180 Width Rear Tires

Frames are engineered to accept 180 width rear tires with 1-1/2" belt drive or 200 width rear tires with chain drive. The frame has a built in offset so no spacing is required and will accept the stock motor and transmission. All frames come complete with a manufacturer's statement of origin.



23039 Softtail-Style frame for 180 width tires made from 1-1/4" tubing with 30° rake and 0" stretch. Comes with rear swingarm and component kit.

23040 Softtail-Style frame for 180 width tires made from 1-1/4" tubing with 34° rake and 2" stretch. Comes with rear swingarm and component kit.

23041 Softtail-Style frame for 180 width tires made from 1-1/4" tubing with 38° rake and 2" stretch. Comes with rear swingarm and component kit.



23042 Softtail-Style frame for 180 width tires made from 1-1/4" tubing with 34° rake, 4" stretch and 1-1/2" backbone stretch. Comes with rear swingarm, component kit and fork cup kit.

23043 Softtail-Style frame for 180 width tires made from 1-1/4" tubing with 38° rake, 4" stretch and 1-1/2" backbone stretch. Comes with rear swingarm, component kit and fork cup kit.

- Inlet
- Exhaust

- Frames
- Accessories
- Kickstands

- Front Ends

- Gas Tanks
- Accessories

- Dash
- Instruments

- Oil Tanks
- Accessories

- Fenders

- Engine
- Accessories

- Clutch
- Transmission
- Drive Line

- Handlebar
- Controls

- Brakes

- Forward Controls
- Footpegs
- Accessories

- Hubs
- Axles
- Wheels
- Accessories

- Lighting
- License Plate Mounts
- Accessories

- Electrical
- Accessories

- Miscellaneous



Softail-Style Frames made with 1-1/4" Tubing for 180 Width Rear Tires with Removable Transmission Plate

Frames are engineered to accept 180 width rear tires with 1-1/2" belt drive or 200 width rear tires with chain drive. The frame has a built in offset so no spacing is required and will accept the stock motor and transmission, this frame uses a removable transmission plate. All frames come complete with a manufacturer's statement of origin.



23066 Softail-Style frame for 180 width tires made from 1-1/4" tubing with 30° rake and 0" stretch. Comes with rear swingarm and component kit.

23067 Softail-Style frame for 180 width tires made from 1-1/4" tubing with 34° rake and 2" stretch. Comes with rear swingarm and component kit.

23068 Softail-Style frame for 180 width tires made from 1-1/4" tubing with 38° rake and 2" stretch. Comes with rear swingarm and component kit.



23069 Softail-Style frame for 180 width tires made from 1-1/4" tubing with 34° rake, 4" stretch and 1-1/2" backbone stretch. Comes with rear swingarm, component kit and fork cup kit.

23070 Softail-Style frame for 180 width tires made from 1-1/4" tubing with 38° rake, 4" stretch and 1-1/2" backbone stretch. Comes with rear swingarm, component kit and fork cup kit.



Softail-Style Frames made with 1-1/4" Tubing for 200 Width Rear Tires

Frames are engineered to accept 200 width rear tires with 1-1/2" belt drive or chain drive. The frame has a built in offset. Requires a 1/2" spacer between the engine and the inner primary cover and a 1/2" longer spacer on the engine sprocket or pulley (not included). All frames come complete with a manufacturer's statement of origin.



23044 Softail-Style frame for 200 width tires made from 1-1/4" tubing with 34° rake, 4" stretch and 1-1/2" backbone stretch. Comes with rear swingarm, component kit and fork cup kit.



23045 Softail-Style frame for 200 width tires made from 1-1/4" tubing with 38° rake, 8" stretch and 4" backbone stretch. Comes with rear swingarm, component kit and fork cup kit.

- Inlet
- Exhaust

- Frames
- Accessories
- Kickstands

- Front Ends

- Gas Tanks
- Accessories

- Dash
- Instruments

- Oil Tanks
- Accessories

- Fenders

- Engine
- Accessories

- Clutch
- Transmission
- Drive Line

- Handlebar
- Controls

- Brakes

- Forward Controls
- Footpegs
- Accessories

- Hubs
- Axles
- Wheels
- Accessories

- Lighting
- License Plate Mounts
- Accessories

- Electrical
- Accessories

- Miscellaneous



Softtail-Style Frames made with 1-1/4" Tubing for 230 / 240 / 250 Width Rear Tires

Frames are designed to accept 230 / 240 width rear tires with 1-1/2" belt or chain drive and 250 width rear tires with 1-1/8" belt or chain drive. The offset is built into the frame. Requires a 1" spacer between the engine and the inner primary cover and a 1" longer spacer on the engine sprocket or pulley (not included). All frames come complete with a manufacturer's statement of origin.



23029 Softtail-Style frame for 230 / 240 / 250 width tires made from 1-1/4" tubing with 34° rake and 2" stretch. Comes with rear swingarm, component kit and 1" axle kit.



23030 Softtail-Style frame for 230 / 240 / 250 width tires made from 1-1/4" tubing with 38° rake and 2" stretch. Comes with rear swingarm, component kit and 1" axle kit.

- Inlet
- Exhaust

- Frames
- Accessories
- Kickstands

- Front Ends

- Gas Tanks
- Accessories

- Dash
- Instruments

- Oil Tanks
- Accessories

- Fenders

- Engine
- Accessories

- Clutch
- Transmission
- Drive Line

- Handlebar
- Controls

- Brakes

- Forward Controls
- Footpegs
- Accessories

- Hubs
- Axles
- Wheels
- Accessories

- Lighting
- License Plate Mounts
- Accessories

- Electrical
- Accessories

- Miscellaneous

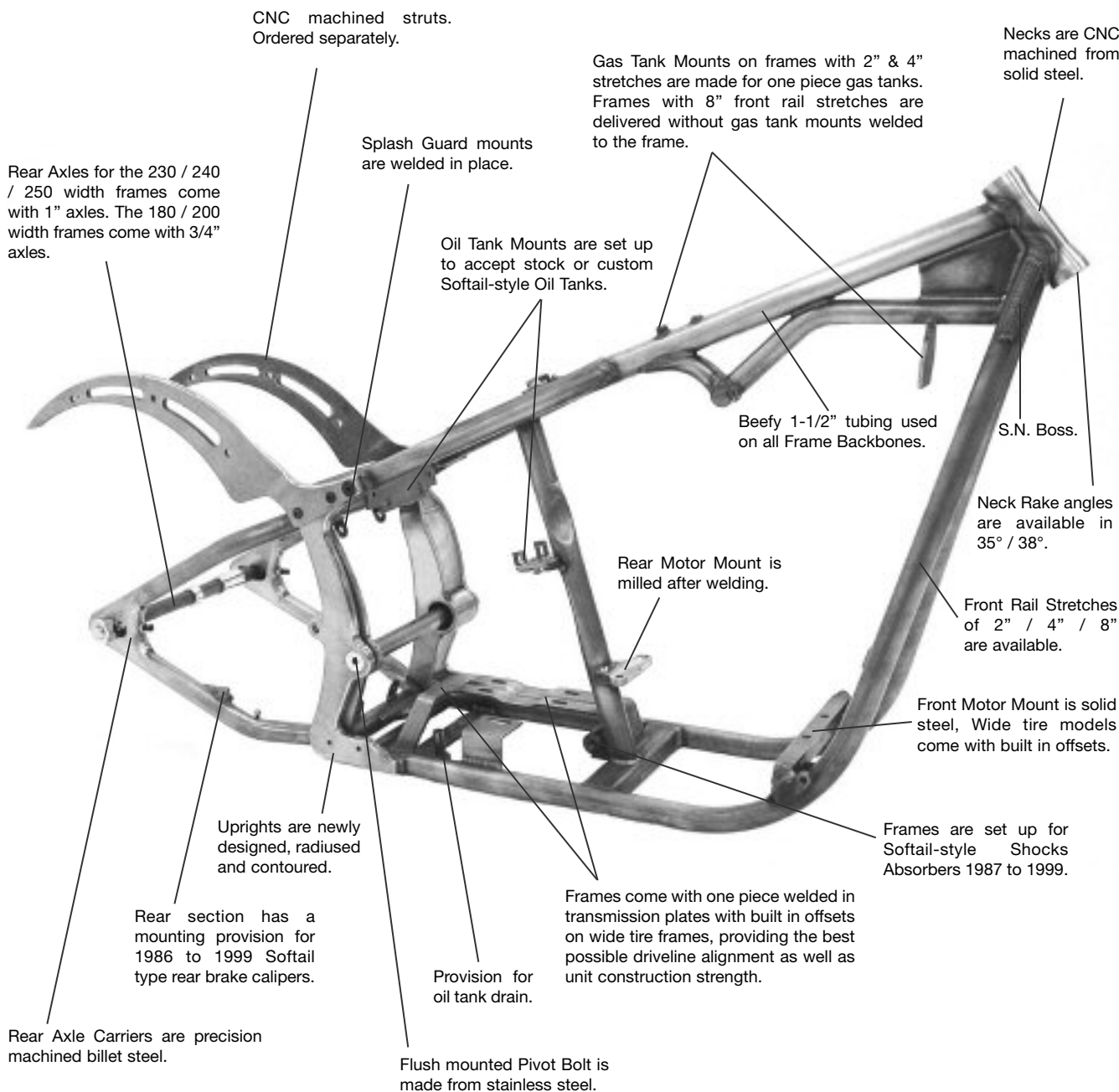
Softail-Style Frames made with 1-3/8" Mega Tubing

¥ DOM steel 1-3/8 tubing, mandrel bent

¥ DOM steel 1-1/2 tubing for the backbones

¥ TIG / MIG welded

¥ Frames will accept Evolution motors (except Twin Cam), Shovelhead & Panhead engines with clearance for cylinders up to 0.200 taller than stock Evolution



- Inlet
- Exhaust

- Frames
- Accessories
- Kickstands

- Front Ends

- Gas Tanks
- Accessories

- Dash
- Instruments

- Oil Tanks
- Accessories

- Fenders

- Engine
- Accessories

- Clutch
- Transmission
- Drive Line

- Handlebar
- Controls

- Brakes

- Forward Controls
- Footpegs
- Accessories

- Hubs
- Axles
- Wheels
- Accessories

- Lighting
- License Plate Mounts
- Accessories

- Electrical
- Accessories


- Miscellaneous

All Frames come complete with manufacturer's Statement of Origin

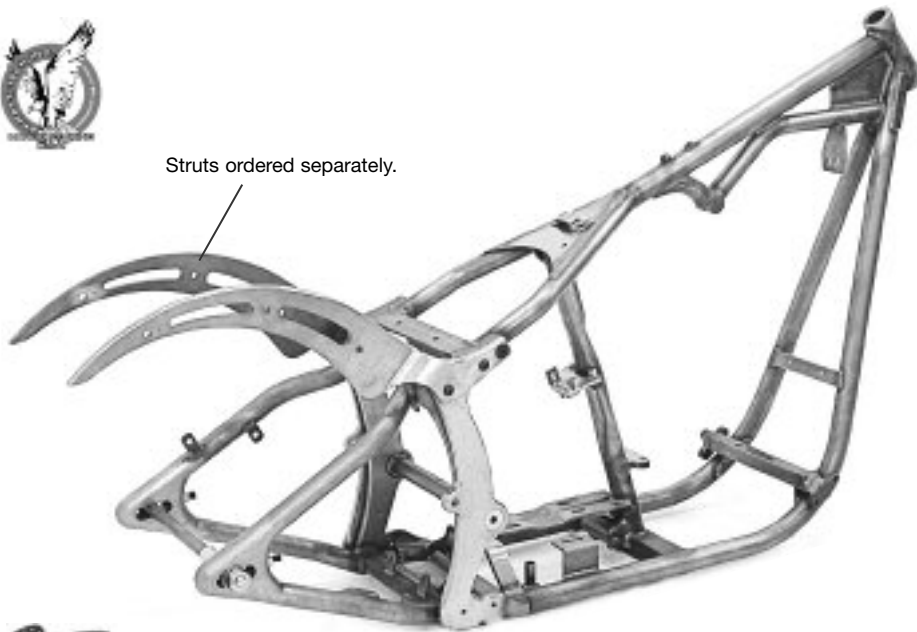


Softail-Style Frames made with 1-3/8" Mega Tubing for 180 Width Rear Tires

Frames are engineered to accept 180 width rear tires with 1-1/2" belt drive or 200 width rear tires with chain drive. The frame has a built in offset so no spacing is required and will accept the stock motor and transmission. Frames feature an integral one piece transmission mounting plate. All frames come complete with a manufacturer's statement of origin.



23088 Softail-Style frame for 180 width tires made from 1-3/8" tubing with 35° rake and 2" stretch. Comes with rear swingarm, component kit and fork cup kit.



23090 Softail-Style frame for 180 width tires made from 1-3/8" tubing with 35° rake, 4" stretch and 1" backbone stretch. Comes with rear swingarm, component kit and fork cup kit.

23091 Softail-Style frame for 180 width tires made from 1-3/8" tubing with 38° rake, 4" stretch and 1" backbone stretch. Comes with rear swingarm, component kit and fork cup kit.


- Inlet
- Exhaust
- Frames
- Accessories
- Kickstands
- Front Ends
- Gas Tanks
- Accessories
- Dash
- Instruments
- Oil Tanks
- Accessories
- Fenders
- Engine
- Accessories
- Clutch
- Transmission
- Drive Line
- Handlebar
- Controls
- Brakes
- Forward Controls
- Footpegs
- Accessories
- Hubs
- Axles
- Wheels
- Accessories
- Lighting
- License Plate Mounts
- Accessories
- Electrical
- Accessories
- Miscellaneous



Softtail-Style Frames made with 1-3/8" Mega Tubing for 180 Width Rear Tires with Larger Rake, Stretch and Backbone Stretch.

Frames are engineered to accept 180 width rear tires with 1-1/2" belt drive or 200 width rear tires with chain drive. The frame has a built in offset so no spacing is required and will accept the stock motor and transmission. Frames feature an integral one piece transmission mounting plate. All frames come complete with a manufacturer's statement of origin.

Struts ordered separately.



23092 Softtail-Style frame for 180 width tires made from 1-3/8" tubing with 35° rake, 8" stretch and 4" backbone stretch. Comes with rear swingarm, component kit and fork cup kit.

23093 Softtail-Style frame for 180 width tires made from 1-3/8" tubing with 38° rake, 8" stretch and 4" backbone stretch. Comes with rear swingarm, component kit and fork cup kit.



Softtail-Style Frames made with 1-3/8" Mega Tubing for 200 Width Rear Tires

Frames are engineered to accept 200 width rear tires with 1-1/2" belt drive or chain drive. The frame has a built in offset. Requires a 1/2" spacer between the engine and the inner primary cover and a 1/2" longer spacer on the engine sprocket or pulley (not included). Frames feature an integral one piece transmission mounting plate for strength and better driveline alignment. All frames come complete with a manufacturer's statement of origin.

Struts ordered separately.



23094 Softtail-Style frame for 200 width tires made from 1-3/8" tubing with 35° rake and 2" stretch. Comes with rear swingarm, component kit and fork cup kit.

23095 Softtail-Style frame for 200 width tires made from 1-3/8" tubing with 38° rake and 2" stretch. Comes with rear swingarm, component kit and fork cup kit.

- Inlet
- Exhaust

- Frames
- Accessories
- Kickstands

- Front Ends

- Gas Tanks
- Accessories

- Dash
- Instruments

- Oil Tanks
- Accessories

- Fenders

- Engine
- Accessories

- Clutch
- Transmission
- Drive Line

- Handlebar
- Controls

- Brakes

- Forward Controls
- Footpegs
- Accessories

- Hubs
- Axles
- Wheels
- Accessories

- Lighting
- License Plate Mounts
- Accessories

- Electrical
- Accessories

- Miscellaneous

- Inlet
- Exhaust

- Frames
- Accessories
- Kickstands

- Front Ends

- Gas Tanks
- Accessories

- Dash
- Instruments

- Oil Tanks
- Accessories

- Fenders

- Engine
- Accessories

- Clutch
- Transmission
- Drive Line

- Handlebar
- Controls

- Brakes

- Forward Controls
- Footpegs
- Accessories

- Hubs
- Axles
- Wheels
- Accessories

- Lighting
- License Plate Mounts
- Accessories


- Electrical
- Accessories

- Miscellaneous



Softail-Style Frames made with 1-3/8" Mega Tubing for 200 Width Rear Tires with Larger Rake, Stretch and Backbone Stretch


Frames are engineered to accept 200 width rear tires with 1-1/2" belt drive or chain drive. The frame has a built in offset. Requires a 1/2" spacer between the engine and the inner primary cover and a 1/2" longer spacer on the engine sprocket or pulley (not included). Frames feature an integral one piece transmission mounting plate for strength and better driveline alignment. All frames come complete with a manufacturer's statement of origin.



Struts ordered separately.



23097 Softail-Style frame for 200 width tires made from 1-3/8" tubing with 38° rake, 4" stretch and 1" backbone stretch. Comes with rear swingarm, component kit and fork cup kit.



Struts ordered separately.



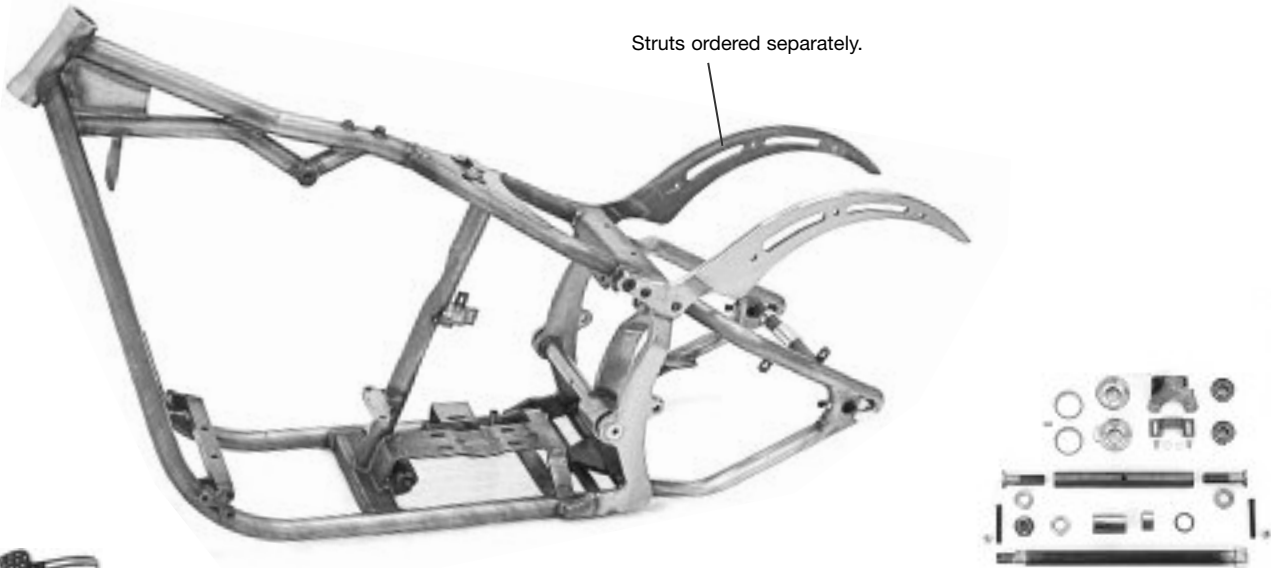
23098 Softail-Style frame for 200 width tires made from 1-3/8" tubing with 35° rake, 8" stretch and 4" backbone stretch. Comes with rear swingarm, component kit and fork cup kit.

23046 Softail-Style frame for 200 width tires made from 1-3/8" tubing with 38° rake, 8" stretch and 4" backbone stretch. Comes with rear swingarm, component kit and fork cup kit.



Softtail-Style Frames made with 1-3/8" Mega Tubing for 230 / 240 / 250 Width Rear Tires

Frames are designed to accept 230 / 240 width rear tires with 1-1/2" belt or chain drive and 250 width rear tires with 1-1/8" belt or chain drive. The offset is built into the frame. Requires a 1" spacer between the engine and the inner primary cover and a 1" longer spacer on the engine sprocket or pulley (not included). Frames feature an integral one piece transmission mounting plate for strength and better driveline alignment. All frames come complete with a manufacturer's statement of origin.



23099 Softtail-Style frame for 230 / 240 / 250 width tires made from 1-3/8" tubing with 35° rake and 2" stretch. Comes with rear swingarm, component kit and 1" axle kit.

23100 Softtail-Style frame for 230 / 240 / 250 width tires made from 1-3/8" tubing with 38° rake and 2" stretch. Comes with rear swingarm, component kit and 1" axle kit.



23101 Softtail-Style frame for 230 / 240 / 250 width tires made from 1-3/8" tubing with 35° rake, 4" stretch and 1" backbone stretch. Comes with rear swingarm, component kit, 1" axle and fork cup kit.

- Inlet
- Exhaust

- Frames
- Accessories
- Kickstands

- Front Ends

- Gas Tanks
- Accessories

- Dash
- Instruments

- Oil Tanks
- Accessories

- Fenders

- Engine
- Accessories

- Clutch
- Transmission
- Drive Line

- Handlebar
- Controls

- Brakes

- Forward Controls
- Footpegs
- Accessories

- Hubs
- Axles
- Wheels
- Accessories

- Lighting
- License Plate Mounts
- Accessories

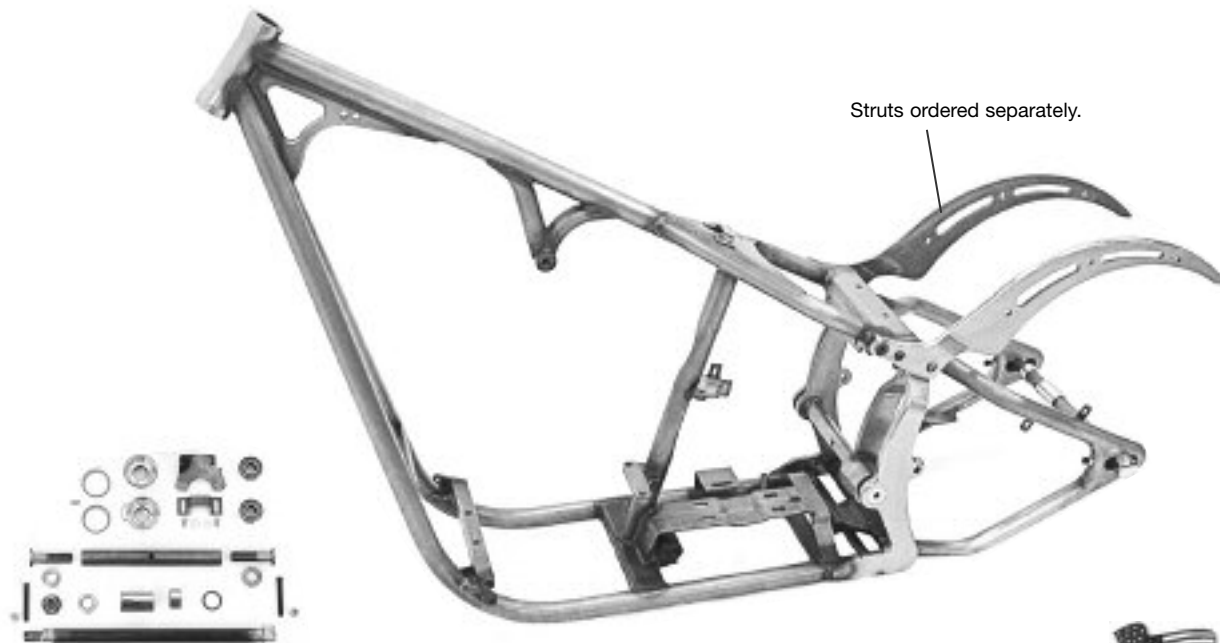
- Electrical
- Accessories

- Miscellaneous



Softail-Style Frames made with 1-3/8" Mega Tubing for 230 / 240 / 250 Width Rear Tires with Larger Rake, Stretch and Backbone Stretch

Frames are designed to accept 230 / 240 width rear tires with 1-1/2" belt or chain drive and 250 width rear tires with 1-1/8" belt or chain drive. The offset is built into the frame. Requires a 1" spacer between the engine and the inner primary cover and a 1" longer spacer on the engine sprocket or pulley (not included). Frames feature an integral one piece transmission mounting plate for strength and better driveline alignment. All frames come complete with a manufacturer's statement of origin.



23102 Softail-Style frame for 230 / 240 / 250 width tires made from 1-3/8" tubing with 35° rake, 8" stretch and 4" backbone stretch. Comes with rear swingarm, component kit, 1" axle and fork cup kit.

23032 Softail-Style frame for 230 / 240 / 250 width tires made from 1-3/8" tubing with 38° rake, 8" stretch and 4" backbone stretch. Comes with rear swingarm, component kit, 1" axle and fork cup kit.

- Inlet
- Exhaust

- Frames
- Accessories
- Kickstands

- Front Ends

- Gas Tanks
- Accessories

- Dash
- Instruments

- Oil Tanks
- Accessories

- Fenders

- Engine
- Accessories

- Clutch
- Transmission
- Drive Line

- Handlebar
- Controls

- Brakes

- Forward Controls
- Footpegs
- Accessories

- Hubs
- Axles
- Wheels
- Accessories

- Lighting
- License Plate Mounts
- Accessories

- Electrical
- Accessories

- Miscellaneous



Softtail-Style Frames for Twin Cam 88B Engines made with 1-1/4" Tubing

Replacement Softtail-Style frames designed for stock components and the 2000 up Twin Cam 88B engine and transmission. All frames come complete with a manufacturer's statement of origin.



23047 Stock width Softtail-Style frame for the Twin Cam 88B engine made from 1-1/4" tubing with 30° rake and 0" stretch.


23049 Stock width Softtail-Style frame for the Twin Cam 88B engine made from 1-1/4" tubing with 35° rake and 0" stretch.



Softtail-Style Frames for Twin Cam 88B Engines made with 1-1/4" Tubing for 180 / 200 Width Rear Tires

Frames are engineered to accept 180 width rear tires with 1-1/2" belt drive or 200 width rear tires with 1-1/8" belt drive. All frames come complete with a manufacturer's statement of origin.

Note : Shown with optional 23134 Coil mount bracket - not included with the frame.



23048 Stock width Softtail-Style frame for 180 / 200 width tires and the Twin Cam 88B engine made from 1-1/4" tubing with 30° rake and 0" stretch. Comes with rear swingarm and component kit.

23050 Stock width Softtail-Style frame for 180 / 200 width tires and the Twin Cam 88B engine made from 1-1/4" tubing with 35° rake and 0" stretch. Comes with rear swingarm and component kit.

- Inlet
- Exhaust

- Frames
- Accessories
- Kickstands

- Front Ends

- Gas Tanks
- Accessories

- Dash
- Instruments

- Oil Tanks
- Accessories

- Fenders

- Engine
- Accessories

- Clutch
- Transmission
- Drive Line

- Handlebar
- Controls

- Brakes

- Forward Controls
- Footpegs
- Accessories

- Hubs
- Axles
- Wheels
- Accessories

- Lighting
- License Plate Mounts
- Accessories

- Electrical
- Accessories

- Miscellaneous



Softtail-Style Frames for Twin Cam 88B Engines made with 1-3/8" Tubing

Replacement Softtail-Style frames designed for stock components and the 2000 up Twin Cam 88B engine and transmission. All frames come complete with a manufacturer's statement of origin.



23051 Stock width Softtail-Style frame for the Twin Cam 88B engine made from 1-3/8" tubing with 30° rake and 0" stretch.

23052 Stock width Softtail-Style frame for the Twin Cam 88B engine made from 1-3/8" tubing with 35° rake and 0" stretch.

23053 Stock width Softtail-Style frame for the Twin Cam 88B engine made from 1-3/8" tubing with 35° rake and 2" stretch.

23054 Stock width Softtail-Style frame for the Twin Cam 88B engine made from 1-3/8" tubing with 38° rake and 2" stretch.

- Inlet
- Exhaust

- Frames
- Accessories
- Kickstands

- Front Ends

- Gas Tanks
- Accessories

- Dash
- Instruments

- Oil Tanks
- Accessories

- Fenders

- Engine
- Accessories

- Clutch
- Transmission
- Drive Line

- Handlebar
- Controls

- Brakes

- Forward Controls
- Footpegs
- Accessories

- Hubs
- Axles
- Wheels
- Accessories

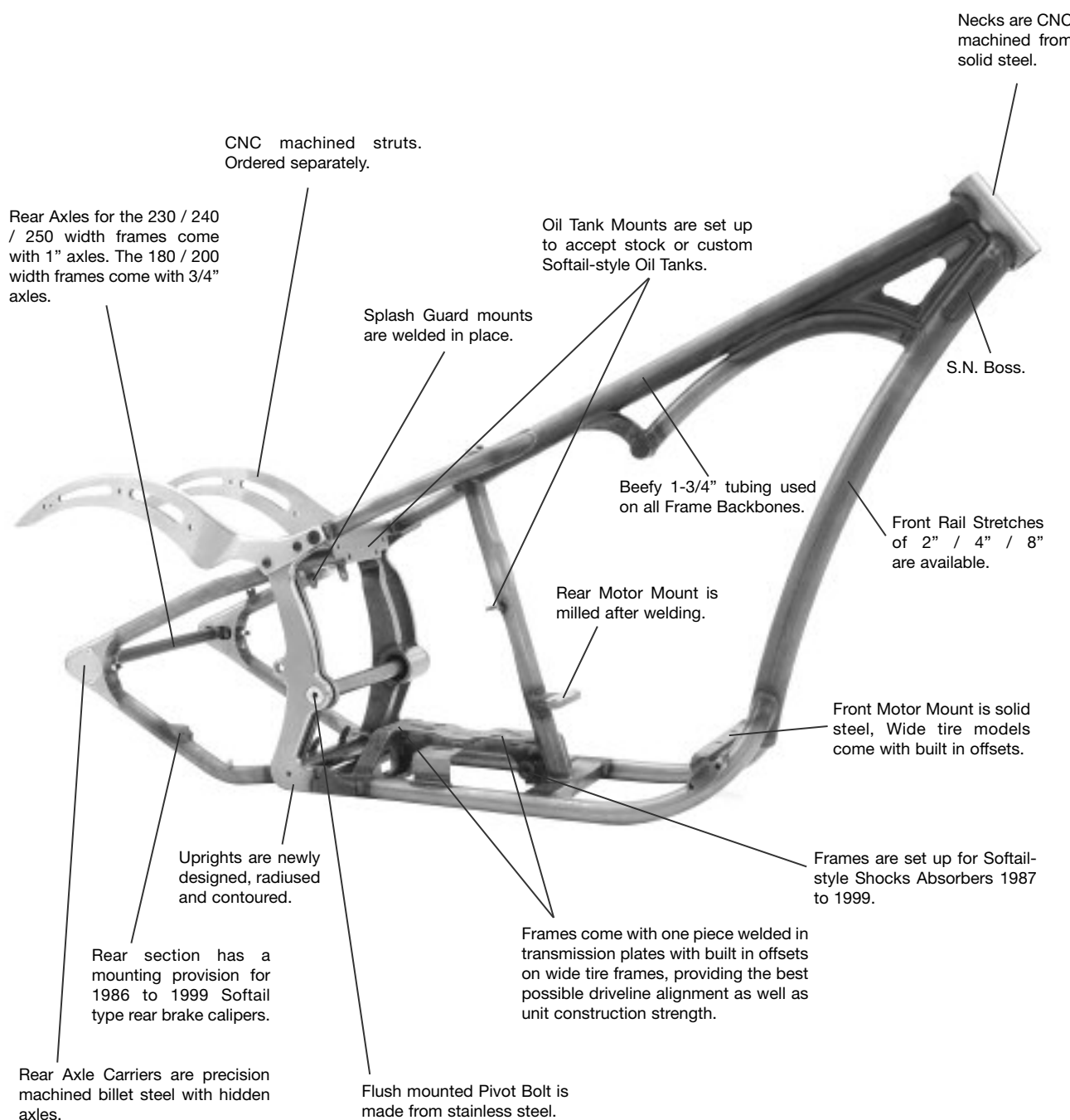
- Lighting
- License Plate Mounts
- Accessories

- Electrical
- Accessories

- Miscellaneous

Softail-Style Single Down Tube Frames with Hidden Axles

- ¥ DOM steel 2" tubing for the down tubes, mandrel bent
- ¥ DOM steel 1-3/4" tubing for the backbones
- ¥ DOM steel 1-3/8" tubing for the rest, mandrel bent
- ¥ These Frames represent KRAFT / TECH's commitment to mating sound engineering with design excellence and functionality
- ¥ TIG / MIG welded
- ¥ Frames will accept Evolution motors (except Twin Cam), Shovelhead & Panhead



- Inlet
- Exhaust

- Frames
- Accessories
- Kickstands

- Front Ends

- Gas Tanks
- Accessories

- Dash
- Instruments

- Oil Tanks
- Accessories

- Fenders

- Engine
- Accessories

- Clutch
- Transmission
- Drive Line

- Handlebar
- Controls

- Brakes

- Forward Controls
- Footpegs
- Accessories

- Hubs
- Axles
- Wheels
- Accessories

- Lighting
- License Plate Mounts
- Accessories

- Electrical
- Accessories

- Miscellaneous

All Frames come complete with manufacturer's Statement of Origin



Softail-Style Single Down Tube Frame with Hidden Axle for 180 Width Rear Tires.

Frames are made from mandrel bent DOM steel tubing, 2" for the single down tube, 1-3/4" for the backbone and 1-3/8" for the rest. They are designed to accept 180 width rear tires and any 5 or 6 speed Softail-Style transmission together with an 1-1/2" or 1-1/8" rear belt or chain drive. Engineered with a super strong upper frame design with integral neck webbing that offers unparalleled strength with pleasing aesthetics. The single down tube merges with the lower frame rails in such a way as to continue the frames smooth lines, often overlooked on other frames. These Softail-Style beauties are delivered complete with billet hidden axle rear section and a component kit including a top quality CNC machined slotted strut set, cross shaft with flush mount stainless pivot bolts and bearings. Integral one piece transmission mounting plate is part of the frame structure, assuring unit construction strength and the best possible alignment. Frames are set up with the offset already built in which requires only simple spacing of engine sprocket or pulley. Will accept Kraft/Tech oil tanks and our large selection of one piece round top fenders.



23136 Softail-style single down tube frame for 180 width tires with 38° rake 2" stretch and 5" backbone stretch, comes with component kit including 3/4" diameter axle.

23137 Softail-style single down tube frame for 180 width tires with 38° rake 4" stretch and 6-1/2" backbone stretch, comes with component kit including 3/4" diameter axle.

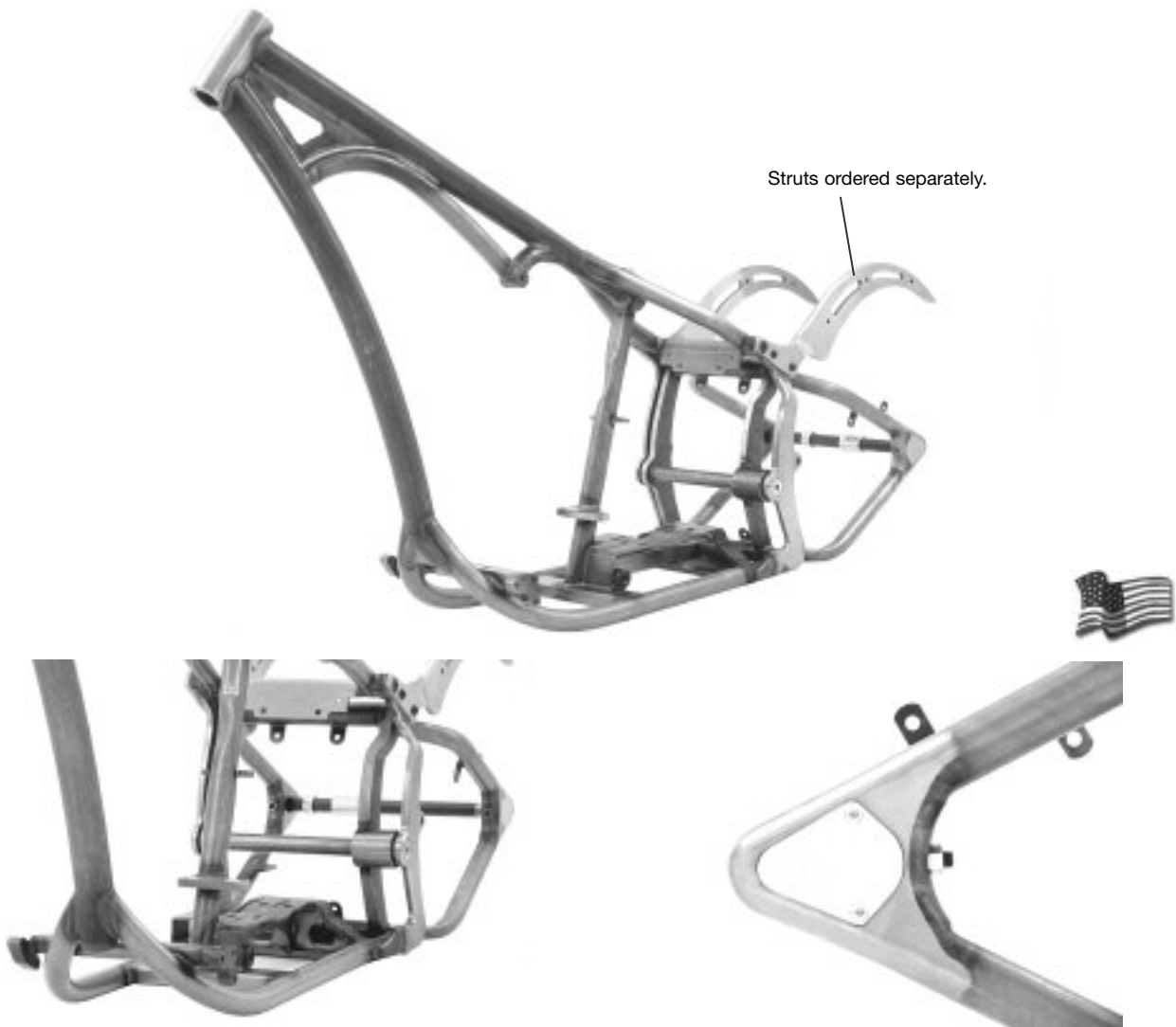
23138 Softail-style single down tube frame for 180 width tires with 38° rake 8" stretch and 8-1/2" backbone stretch, comes with component kit including 3/4" diameter axle.

23148 Softail-style single down tube frame for 180 width tires with 40° rake 8" stretch and 8-1/2" backbone stretch, comes with component kit including 3/4" diameter axle.



Softail-Style Single Down Tube Frame with Hidden Axle for 230/240/250 Width Rear Tires.

Frames are made from mandrel bent DOM steel tubing, 2" for the single down tube, 1-3/4" for the backbone and 1-3/8" for the rest. They are designed to accept 230/240/250 width rear tires and any 5 or 6 speed Softail-Style transmission together with an 1-1/2" or 1-1/8" rear belt or chain drive. Engineered with a super strong upper frame design with integral neck webbing that offers unparalleled strength with pleasing aesthetics. The single down tube merges with the lower frame rails in such a way as to continue the frames smooth lines, often overlooked on other frames. These Softail-Style beauties are delivered complete with billet hidden axle rear section and a component kit including a top quality CNC machined slotted strut set, cross shaft with flush mount stainless pivot bolts and bearings. Integral one piece transmission mounting plate is part of the frame structure, assuring unit construction strength and the best possible alignment. Frames are set up with the offset already built in which requires 1" spacer PT# 13153 between the engine and inner primary cover as well as additional spacing of engine sprocket or pulley. Will accept Kraft/Tech oil tanks and our large section of one piece round top fenders.



23139 Softail-style single down tube frame for 230/240/250 width tires with 38° rake 2" stretch and 5" backbone stretch, comes with component kit including 1" diameter axle.

23140 Softail-style single down tube frame for 230/240/250 width tires with 38° rake 4" stretch and 6-1/2" backbone stretch, comes with component kit including 1" diameter axle.

23141 Softail-style single down tube frame for 230/240/250 width tires with 38° rake 8" stretch and 8-1/2" backbone stretch, comes with component kit including 1" diameter axle.

23149 Softail-style single down tube frame for 230/240/250 width tires with 40° rake 8" stretch and 8-1/2" backbone stretch, comes with component kit including 1" diameter axle.

- Inlet
- Exhaust

- Frames
- Accessories
- Kickstands

- Front Ends

- Gas Tanks
- Accessories

- Dash
- Instruments

- Oil Tanks
- Accessories

- Fenders

- Engine
- Accessories

- Clutch
- Transmission
- Drive Line

- Handlebar
- Controls

- Brakes

- Forward Controls
- Footpegs
- Accessories

- Hubs
- Axles
- Wheels
- Accessories

- Lighting
- License Plate Mounts
- Accessories

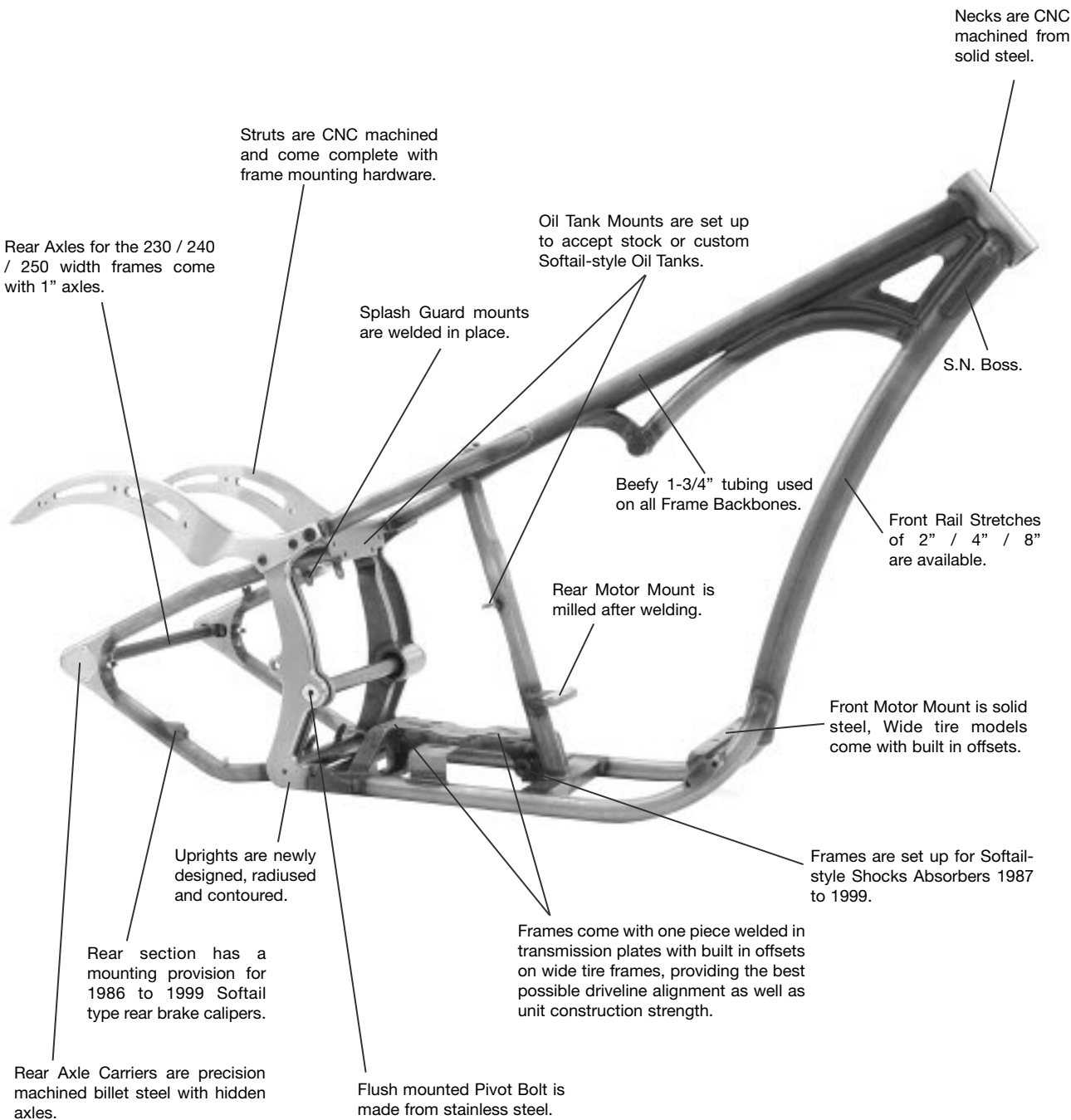
- Electrical
- Accessories

- Miscellaneous

Chrome Softail-Style Single Down Tube Frames with Hidden Axles



- ¥ DOM steel 2" tubing for the down tubes, mandrel bent
- ¥ DOM steel 1-3/4" tubing for the backbones
- ¥ DOM steel 1-3/8" tubing for the rest, mandrel bent
- ¥ These Frames represent KRAFT / TECH's commitment to mating sound engineering with design excellence and functionality
- ¥ TIG / MIG welded
- ¥ Frames will accept Evolution motors (except Twin Cam), Shovelhead & Panhead



All Frames come complete with manufacturer's Statement of Origin

- Inlet
- Exhaust
- Frames
- Accessories
- Kickstands
- Front Ends
- Gas Tanks
- Accessories
- Dash
- Instruments
- Oil Tanks
- Accessories
- Fenders
- Engine
- Accessories
- Clutch
- Transmission
- Drive Line
- Handlebar
- Controls
- Brakes
- Forward Controls
- Footpegs
- Accessories
- Hubs
- Axles
- Wheels
- Accessories
- Lighting
- License Plate Mounts
- Accessories
- Electrical
- Accessories
- Miscellaneous



CHROME High Torque Softail-Style Single Down Tube Frame with Hidden Axle for 230/240/250 Width Rear Tires.

Frames are made from mandrel bent DOM steel tubing, 2" for the single down tube, 1-3/4" for the backbone and 1-3/8" for the rest. They are designed to accept 230/240/250 width rear tires and any 5 or 6 speed Softail-Style transmission together with an 1-1/2" or 1-1/8" rear belt or chain drive. Engineered with a super strong upper frame design with integral neck webbing that offers unparalleled strength with pleasing aesthetics. The single down tube merges with the lower frame rails in such a way as to continue the frames smooth lines, often overlooked on other frames. These **chrome plated** Softail-Style beauties are delivered complete with billet hidden axle rear section and a component kit including a top quality CNC machined slotted strut set, cross shaft with flush mount stainless pivot bolts and bearings. Integral one piece transmission mounting plate is part of the frame structure, assuring unit construction strength and the best possible alignment. Frames are set up with the offset already built in which requires 1" spacer PT# 13153 between the engine and inner primary cover as well as additional spacing of engine sprocket or pulley. Will accept Kraft/Tech oil tanks and our large section of one piece round top fenders.

Note : Due to the packaging that is necessary to protect the frame finish during shipping, these frames must be shipped via LTL Truck Line. They are not UPS or FedEx shippable. **Kustomwerks normal freight policy does not apply to these frames.** The freight cost is the responsibility of the DEALER - FOB Kernersville, NC. These frames can also be picked up from the warehouse if arrangements are made.



23165 Beautifully chrome plated Softail-style single down tube frame for 230/240/250 width tires with 38° rake 4" stretch and 6-1/2" backbone stretch, comes with component kit including 1" diameter axle.

23166 Beautifully chrome plated Softail-style single down tube frame for 230/240/250 width tires with 38° rake 8" stretch and 8-1/2" backbone stretch, comes with component kit including 1" diameter axle.

23167 Beautifully chrome plated Softail-style single down tube frame for 230/240/250 width tires with 40° rake 2" stretch and 5" backbone stretch, comes with component kit including 1" diameter axle.

23168 Beautifully chrome plated Softail-style single down tube frame for 230/240/250 width tires with 40° rake 4" stretch and 6-1/2" backbone stretch, comes with component kit including 1" diameter axle.

23169 Beautifully chrome plated Softail-style single down tube frame for 230/240/250 width tires with 40° rake 8" stretch and 8-1/2" backbone stretch, comes with component kit including 1" diameter axle.

- Inlet
- Exhaust

- Frames
- Accessories
- Kickstands

- Front Ends

- Gas Tanks
- Accessories

- Dash
- Instruments

- Oil Tanks
- Accessories

- Fenders

- Engine
- Accessories

- Clutch
- Transmission
- Drive Line

- Handlebar
- Controls

- Brakes

- Forward Controls
- Footpegs
- Accessories

- Hubs
- Axles
- Wheels
- Accessories

- Lighting
- License Plate Mounts
- Accessories

- Electrical
- Accessories

- Miscellaneous

Softail-Style Single Down Tube Frames with Hidden Axles in 3 Different Styles



¥ DOM steel 2" tubing for the down tubes, mandrel bent

¥ DOM steel 1-3/4" tubing for the backbones

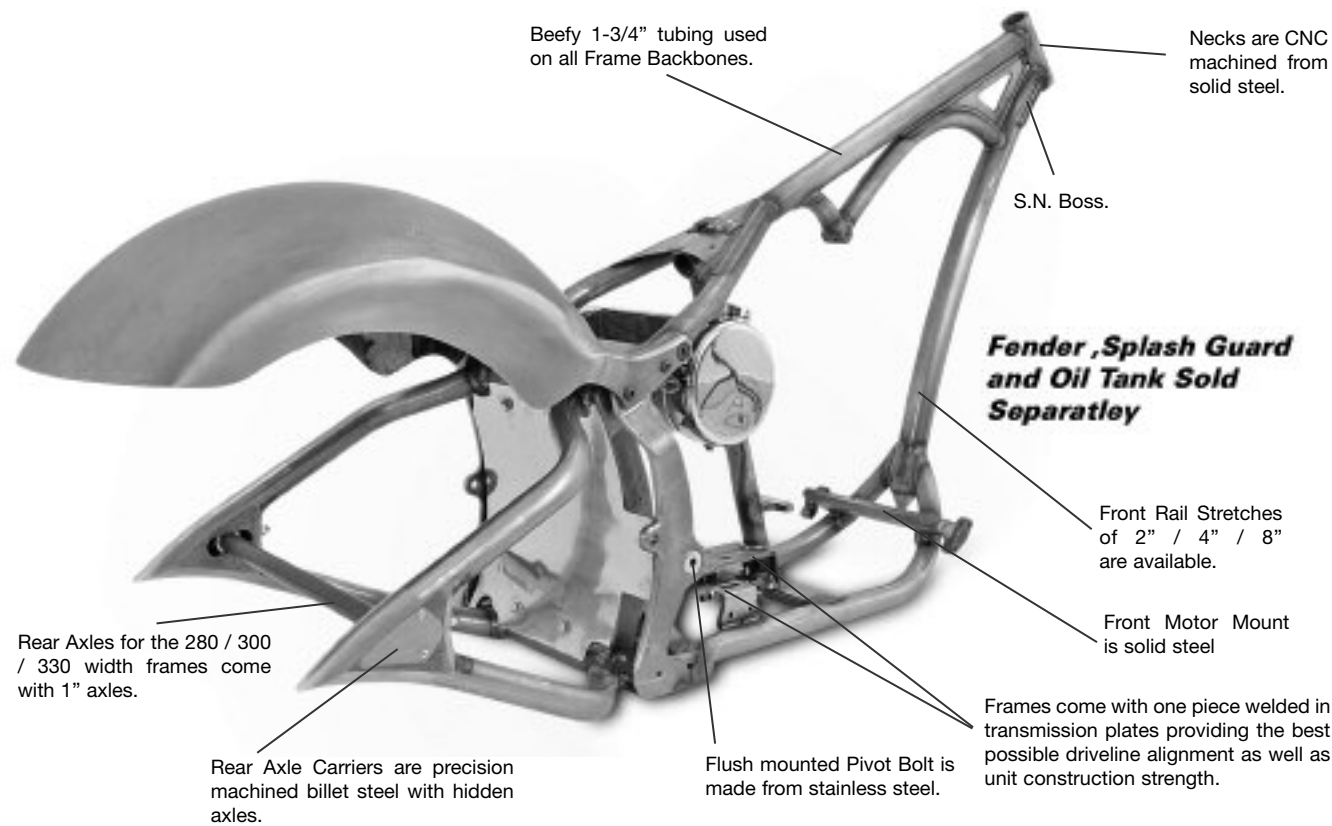
¥ DOM steel 1-1/2" tubing for the rest, mandrel bent

¥ These Frames represent KRAFT / TECH's commitment to mating sound engineering with design excellence and functionality

¥ TIG / MIG welded

¥ Billet axle carriers are available in 3 styles : Curved Dagger, High Torque and Dagger (High Torque & Dagger styles are available by special order only)

¥ Frames will accept any 5 or 6 - speed Right Side Drive Softail Style Transmission



Curved Dagger Style



In Stock

Dagger Style



Available by Special Order

High Torque Style



Available by Special Order

All Frames come complete with manufacturer's Statement of Origin

• Inlet
• Exhaust

• Frames
• Accessories
• Kickstands

• Front Ends

• Gas Tanks
• Accessories

• Dash
• Instruments

• Oil Tanks
• Accessories

• Fenders

• Engine
• Accessories

• Clutch
• Transmission
• Drive Line

• Handlebar
• Controls

• Brakes

• Forward Controls
• Footpegs
• Accessories

• Hubs
• Axles
• Wheels
• Accessories

• Lighting
• License Plate Mounts
• Accessories

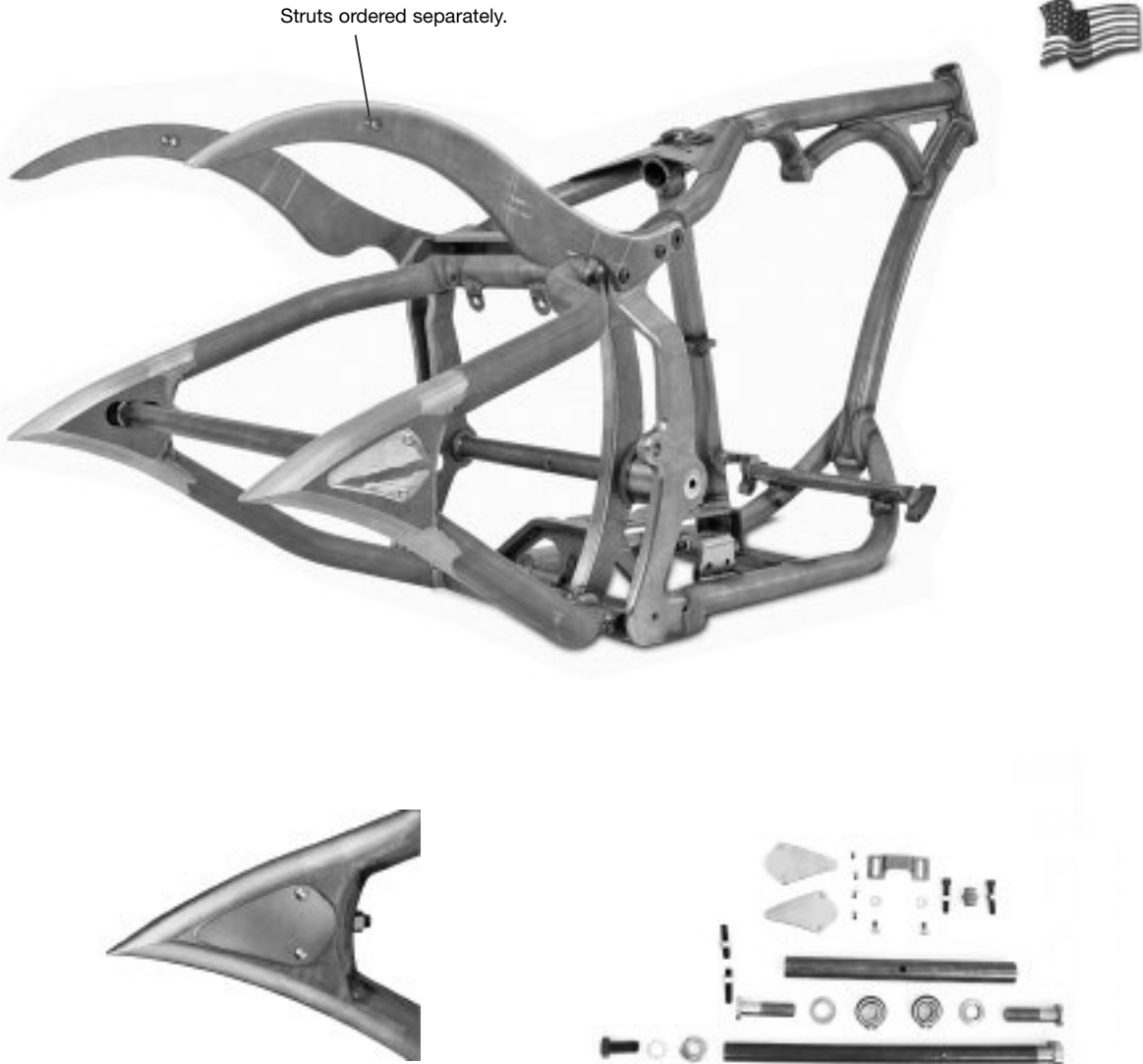
• Electrical
• Accessories

• Miscellaneous



Curved Dagger Softail-Style Frame with Hidden Axle for 280 Width Rear Tires.

Frames are made from mandrel bent DOM steel tubing, 2" for the single down tube, 1-3/4" for the backbone and 1-1/2" for the rest. They are designed to accept 280 width rear tires and any 5 or 6 speed Right Side Drive Softail-Style transmission together with an 1-1/2" rear belt or chain drive. Engineered with a super strong upper frame design with integral neck webbing that offers unparalleled strength with pleasing aesthetics. The single down tube merges with the lower frame rails in such a way as to continue the frames smooth lines, often overlooked on other frames. These beauties are delivered complete with a component kit. Integral one piece transmission mounting plate is part of the frame structure, assuring unit construction strength and the best possible alignment. Frames are set up with the offset already built in which requires only simple spacing between the engine and inner primary cover as well as additional spacing of engine sprocket or pulley. Will accept Kraft/Tech oil tanks and our large selection of one piece round top fenders.



23152 Right Side Drive Softail-style frame for 280 width tires with 38° rake 2" stretch and 5" backbone stretch, comes with component kit including 1" diameter axle.

23153 Right Side Drive Softail-style frame for 280 width tires with 40° rake 4" stretch and 6.5" backbone stretch, comes with component kit including 1" diameter axle.

23154 Right Side Drive Softail-style frame for 280 width tires with 40° rake 8" stretch and 8.5" backbone stretch, comes with component kit including 1" diameter axle.

- Inlet
- Exhaust

- Frames
- Accessories
- Kickstands

- Front Ends

- Gas Tanks
- Accessories

- Dash
- Instruments

- Oil Tanks
- Accessories

- Fenders

- Engine
- Accessories

- Clutch
- Transmission
- Drive Line

- Handlebar
- Controls

- Brakes

- Forward Controls
- Footpegs
- Accessories

- Hubs
- Axles
- Wheels
- Accessories

- Lighting
- License Plate Mounts
- Accessories

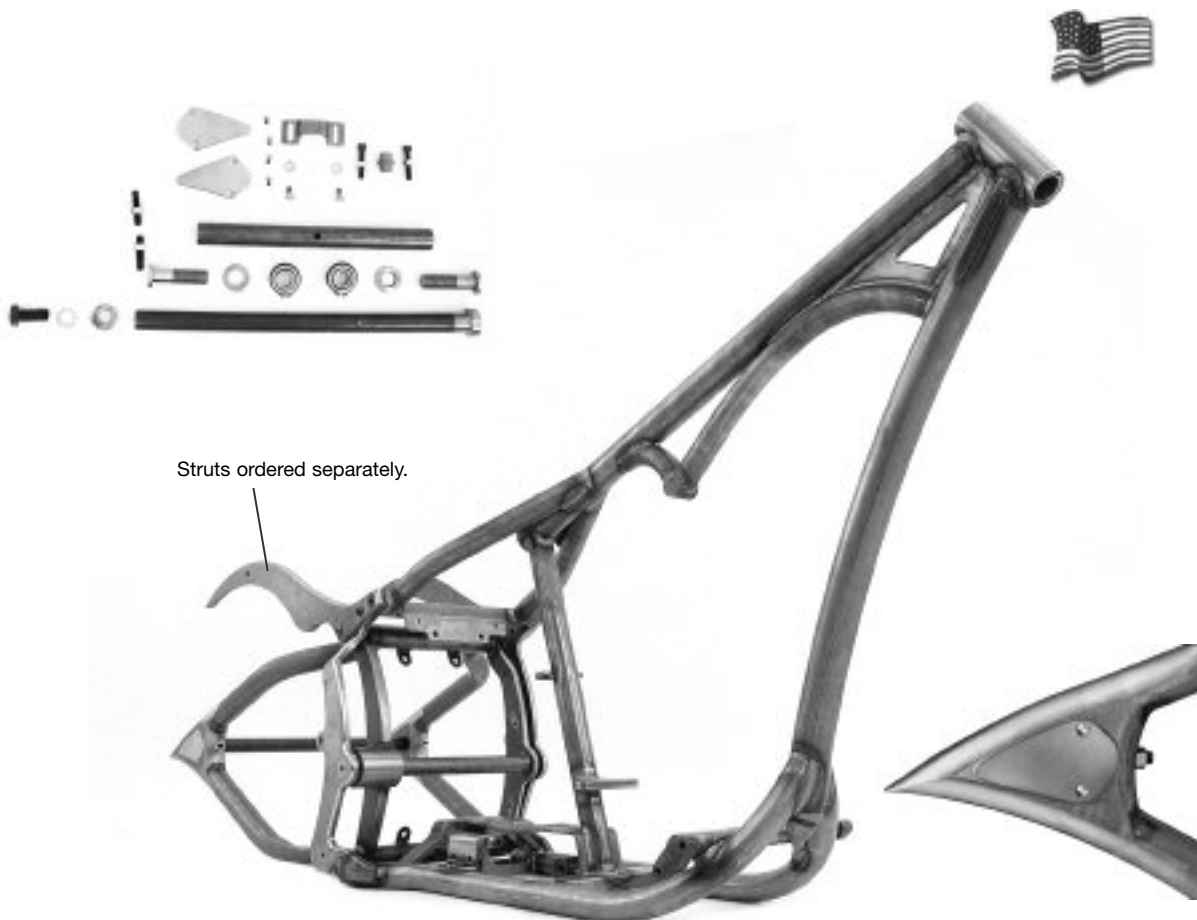
- Electrical
- Accessories

- Miscellaneous



Curved Dagger Softtail-Style Frame with Hidden Axle for 300 & 330 Width Rear Tires.

Frames are made from mandrel bent DOM steel tubing, 2" for the single down tube, 1-3/4" for the backbone and 1-1/2" for the rest. They are designed to accept 300 or 330 width rear tires and any 5 or 6 speed Right Side Drive Softtail-Style transmission together with an 1-1/2" rear belt drive or chain drive. Engineered with a super strong upper frame design with integral neck webbing that offers unparalleled strength with pleasing aesthetics. The single down tube merges with the lower frame rails in such a way as to continue the frames smooth lines, often overlooked on other frames. These beauties are delivered complete with a component kit. Integral one piece transmission mounting plate is part of the frame structure, assuring unit construction strength and the best possible alignment. Frames are set up with the offset already built in which requires only simple spacing between the engine and inner primary cover as well as additional spacing of engine sprocket or pulley. Will accept Kraft/Tech oil tanks and our large selection of one piece round top fenders.



Struts ordered separately.

23155 Right Side Drive Softtail-style frame for 300 / 330 width tires with 38° rake 2" stretch and 5" backbone stretch, comes with component kit including 1" diameter axle.

23191 Right Side Drive Softtail-style frame for 300 / 330 width tires with 38° rake 4" stretch and 6.5" backbone stretch, comes with component kit including 1" diameter axle.

23192 Right Side Drive Softtail-style frame for 300 / 330 width tires with 38° rake 8" stretch and 8.5" backbone stretch, comes with component kit including 1" diameter axle.

23193 Right Side Drive Softtail-style frame for 300 / 330 width tires with 40° rake 2" stretch and 5" backbone stretch, comes with component kit including 1" diameter axle.

23156 Right Side Drive Softtail-style frame for 300 / 330 width tires with 40° rake 4" stretch and 6.5" backbone stretch, comes with component kit including 1" diameter axle.

23157 Right Side Drive Softtail-style frame for 300 / 330 width tires with 40° rake 8" stretch and 8.5" backbone stretch, comes with component kit including 1" diameter axle.

- Inlet
- Exhaust

- Frames
- Accessories
- Kickstands

- Front Ends

- Gas Tanks
- Accessories

- Dash
- Instruments

- Oil Tanks
- Accessories

- Fenders

- Engine
- Accessories

- Clutch
- Transmission
- Drive Line

- Handlebar
- Controls

- Brakes

- Forward Controls
- Footpegs
- Accessories

- Hubs
- Axles
- Wheels
- Accessories

- Lighting
- License Plate Mounts
- Accessories

- Electrical
- Accessories

- Miscellaneous



Curved Dagger Twin Cam B Softtail-Style Frame with Hidden Axle for 300 & 330 Width Rear Tires.

Frames are made from mandrel bent DOM steel tubing, 1-1/2" for the down tubes, 1-3/4" for the backbone and 1-1/2" for the rest. They are designed to accept 300 or 330 width rear tires and any 5 or 6 speed **Right Side Drive** Twin Cam B Style transmission together with chain drive. Engineered with a super strong upper frame design with integral neck webbing that offers unparalleled strength with pleasing aesthetics. Integral one piece transmission mounting plate is part of the frame structure, assuring unit construction strength and the best possible alignment. These beauties are delivered complete with a component kit. Will accept Kraft/Tech oil tanks and our large selection of one piece round top fenders.



23179 Right Side Drive Softtail-style frame for 300 / 330 width tires with 38° rake 2" stretch and 5" backbone stretch, comes with component kit including 1" diameter axle.

23180 Right Side Drive Softtail-style frame for 300 / 330 width tires with 38° rake 4" stretch and 6.5" backbone stretch, comes with component kit including 1" diameter axle.

23181 Right Side Drive Softtail-style frame for 300 / 330 width tires with 38° rake 8" stretch and 8.5" backbone stretch, comes with component kit including 1" diameter axle.

23182 Right Side Drive Softtail-style frame for 300 / 330 width tires with 40° rake 2" stretch and 5" backbone stretch, comes with component kit including 1" diameter axle.

23183 Right Side Drive Softtail-style frame for 300 / 330 width tires with 40° rake 4" stretch and 6.5" backbone stretch, comes with component kit including 1" diameter axle.

23184 Right Side Drive Softtail-style frame for 300 / 330 width tires with 40° rake 8" stretch and 8.5" backbone stretch, comes with component kit including 1" diameter axle.

- Inlet
- Exhaust

- Frames
- Accessories
- Kickstands

- Front Ends

- Gas Tanks
- Accessories

- Dash
- Instruments

- Oil Tanks
- Accessories

- Fenders

- Engine
- Accessories

- Clutch
- Transmission
- Drive Line

- Handlebar
- Controls

- Brakes

- Forward Controls
- Footpegs
- Accessories


- Hubs
- Axles
- Wheels
- Accessories

- Lighting
- License Plate Mounts
- Accessories

- Electrical
- Accessories

- Miscellaneous

Ton Pel's Signature Series "Godfather" Frame



23132 SOLD EACH
Signature "Godfather" Softtail-style frame only.

23133 SOLD EACH
Signature "Godfather" Swingarm for 250mm tires (swingarm only).

The latest creation of Ton Pels and the first in his new Signature Series is "The Godfather" Softtail frame. This frame is an absolute killer. Inspired by the brutal lines of his "Godfather VI" Drag Race Bike, Ton designed a frame that is definitely not "just another frame". The new Godfather frame has smooth flowing, radical lines. The stretched "Godfather" frame features a lowered neck post with 36 degree neck rake and takes a 250mm or even the latest 280mm tires without any problem. To keep the perfect balance, and being a racer Ton knows how important the balance of a motorcycle is, the engine and transmission were kept in the center of the frame. To get the rear belt around the massive extra wide rear tire the primary drive had to be moved 45mm (1.772") out. To make this possible, Ton had to develop an offset kit that moved the primary 45mm (1.772") out but at the same time did not put too much extra load on the crankshaft, due to the 45mm (1.772") extension. The offset kit Ton designed includes a new primary spacer with a built in crankshaft support bearing. This support bearing takes the excessive load of the crankshaft. The lowered neck post of the fame allows the use of stock length front forks in conjunction with 3 degree raked triple trees. This gives the frame an extra low and sleek look. Frame height and the position of the motor mounts allow the installation of Big Twin Evolution style engines, including strokers. The frame takes stock style head bearings and 1986 thru 1999 style OEM or aftermarket Softtail shocks.

Required parts, order separately.

21057 SOLD EACH
Signature "Godfather" oil tank with battery holder.

22004 SOLD EACH
Signature "Godfather" fender struts.

25004 SOLD EACH
Signature "Godfather" fiberglass seat base.

60029 SOLD EACH
Wheel adjuster for "Godfather" frame, 4 required for each frame.

13020 SOLD AS KIT
45mm primary offset kit.

This primary offset kit in combination with the new Zodiac swingarm and frame plate allows the use of up to 300mm tires in a Stock and most Aftermarket Softtail frames. To take the extra load off the crank, a complete new primary spacer with integrated crankshaft support bearing was designed. The complete kit contains : primary spacer with integrated support bearing, crankshaft extension, extended crankshaft nut, extended transmission main shaft, extended main drive gear with needle bearings and seal, offset final drive pulley, extended belt pulley spacer, extended clutch push rod, extended starter jack shaft, starter jack shaft spacer, transmission spacer and all required gaskets, seals, and hardware.

- Inlet
- Exhaust

- Frames
- Accessories
- Kickstands

- Front Ends

- Gas Tanks
- Accessories

- Dash
- Instruments

- Oil Tanks
- Accessories

- Fenders

- Engine
- Accessories

- Clutch
- Transmission
- Drive Line

- Handlebar
- Controls

- Brakes

- Forward Controls
- Footpegs
- Accessories

- Hubs
- Axles
- Wheels
- Accessories

- Lighting
- License Plate Mounts
- Accessories

- Electrical
- Accessories

- Miscellaneous

Zodiac's Fat Tube Dragster Style Softail Frame Kit



23124 SOLD EACH

Fat Tube Super-Ass frame kit, made in Europe and TUV approved. Comes complete with frame, swingarm, primary spacer ring, offset transmission mounting plate, stainless swingarm pivot bolt with chrome spacer and bearing kit, chrome rear wheel axle and stainless steel protection plates for swingarm, engine and shocks.

The Big Brother of our Super-Ass frame. These European made frames have the exact same features as our other TIG welded TUV approved Softail frames, except that the frame down tubing diameter is increased to 35mm (1.378") outer diameter and the rear swingarm tubing to 28mm (1.102"), making it the Fattest looking frame on the market. these Fat Tube Super-Ass frame kits accept 250 wide rear tires in combination with the late Narrow final belt drive. The steering head is raked to 38 degrees and requires a 4" to 8" overstock fork depending on the wheel and tire size used. All mounts for the side stand and forward controls are welded in place.

Note: Due to the variety of custom made wheels available, axle spacers are not included. Tires must be used with manufactures recommended rim size.

Individual parts

23123 SOLD EACH

Fat Tube frame only, with 35mm (1.378") frame tubes.

- Inlet
- Exhaust

- Frames
- Accessories
- Kickstands

- Front Ends

- Gas Tanks
- Accessories

- Dash
- Instruments

- Oil Tanks
- Accessories

- Fenders

- Engine
- Accessories

- Clutch
- Transmission
- Drive Line

- Handlebar
- Controls

- Brakes

- Forward Controls
- Footpegs
- Accessories

- Hubs
- Axles
- Wheels
- Accessories

- Lighting
- License Plate Mounts
- Accessories

- Electrical
- Accessories

- Miscellaneous

Zodiac's "Wide Tail" Softtail Style Frame Kit

- Inlet
- Exhaust

- Frames
- Accessories
- Kickstands

- Front Ends

- Gas Tanks
- Accessories

- Dash
- Instruments

- Oil Tanks
- Accessories

- Fenders

- Engine
- Accessories

- Clutch
- Transmission
- Drive Line

- Handlebar
- Controls

- Brakes

- Forward Controls
- Footpegs
- Accessories

- Hubs
- Axles
- Wheels
- Accessories

- Lighting
- License Plate Mounts
- Accessories

- Electrical
- Accessories

- Miscellaneous



23127 SOLD EACH

Wide Tail Softtail style frame, made in Europe TIG Welded and TUV approved. Comes complete with frame, swingarm, stainless swingarm pivot bolt with chrome spacer and bearing kit, chrome rear wheel axle and stainless steel protection plates for swingarm, engine and shocks.

For the Custom Builder that likes a Softtail with " Stretched Lowrider" looks, this sleek design Softtail frame has it all. The Wide Tail frame uses thick wall tubing in some sections of the frame, which drastically improves the strength and road holding without disturbing the lines. To give that sleek, stretched lowrider look the steering head is raked to 38 degrees and requires a 4" to 8" overstock fork depending on the wheel and tire size used. All mounts for the side stand and forward controls are welded in place. The rear section of the frame is widened to accept wide tires up to the Avon 200 in combination with a final chain drive.

Note: Due to the variety of custom made wheels available, axle spacers are not included. Tires must be used with manufactures recommended rim size. Zodiac Wide Tail frames are approved by the Dutch R.D.W. and the German TUV as a replacement frame for Harley-Davidson motorcycles, engine capacity may not exceed 1740cc, power may not exceed 110 Horsepower.

Individual parts

22002 SOLD IN PAIRS

European made raw steel fender struts for our Wide Tail, frames with up to 8-1/2" wide fenders with a 2mm (0.079") offset.



Zodiac's "Super-Ass" Softail Style Frame Kit



23119 SOLD EACH

Super-Ass frame kit, made in Europe and TUV approved. Comes complete with frame, swingarm, primary spacer ring, offset transmission mounting plate, stainless swingarm pivot bolt with chrome spacer and bearing kit, chrome rear wheel axle and stainless steel protection plates for swingarm, engine and shocks.

If you are talking about a custom built frame kit that can take a real "Big Bad Fat Tire" you must be talking about our "Super-Ass" frame kits. This European made swingarm is wide enough to accept Avon's 230 tire and still be able to use the stock final belt drive. This tire on an 8" wide rim will go straight in the swingarm. When using the 2000 & later 1-1/8" wide final belt drive you can even mount Avon's 250 tire on a 9" wide rim. When a chain is used you can easily go up to Avon's 300 mm wide tire. These TIG welded frame and swingarm combinations are not only the best looking kits available, they also handle very well and have withstood the most severe stress, vibration and fatigue tests. The steering head is raked to 38 degrees and requires a 4" to 8" overstock fork depending on the wheel and tire size used. All mounts for the side stand and forward controls are welded in place.

Note: Due to the variety of custom made wheels available, axle spacers are not included. Tires must be used with manufactures recommended rim size.



- Inlet
- Exhaust

- Frames
- Accessories
- Kickstands

- Front Ends

- Gas Tanks
- Accessories

- Dash
- Instruments

- Oil Tanks
- Accessories

- Fenders

- Engine
- Accessories

- Clutch
- Transmission
- Drive Line

- Handlebar
- Controls

- Brakes

- Forward Controls
- Footpegs
- Accessories

- Hubs
- Axles
- Wheels
- Accessories

- Lighting
- License Plate Mounts
- Accessories

- Electrical
- Accessories

- Miscellaneous



FX & FL 1965 thru 1983 Non Rubber Mount type, Swingarm Style Stock Width Frames made from 1-1/4" Tubing

Non rubber mount replacement style frames designed to accept stock type swingarms (not included). These frames use a removable transmission plate (not included) designed to accept 4 speed transmissions. The gas tank mounts are for Softail-style flat side tanks and have already been welded in place. All frames come complete with a manufacturer's statement of origin.



23000 Stock width FX & FL style frame made from 1-1/4" tubing with 30° rake and 0" stretch.

23001 Stock width FX & FL style frame made from 1-1/4" tubing with 34° rake and 2" stretch.



FX & FL Stock Width Swingarm Style Frames made from 1-3/8" Mega Tubing

Replacement style frames designed to accept stock type swingarms (not included). These frames use a removable transmission plate (not included) designed to accept 4 speed transmissions. The gas tank mounts are for Softail-style flat side tanks and have already been welded in place. All frames come complete with a manufacturer's statement of origin.



23117 Stock width FX & FL style frame made from 1-3/8" tubing with 30° rake and 0" stretch.

23118 Stock width FX & FL style frame made from 1-3/8" tubing with 34° rake and 2" stretch.

- Inlet
- Exhaust

- Frames
- Accessories
- Kickstands

- Front Ends

- Gas Tanks
- Accessories

- Dash
- Instruments

- Oil Tanks
- Accessories

- Fenders

- Engine
- Accessories

- Clutch
- Transmission
- Drive Line

- Handlebar
- Controls

- Brakes

- Forward Controls
- Footpegs
- Accessories

- Hubs
- Axles
- Wheels
- Accessories

- Lighting
- License Plate Mounts
- Accessories

- Electrical
- Accessories

- Miscellaneous



FX & FL Swingarm Style Frames made from 1-1/4" Tubing for 180 Width Rear Tires

Replacement style frames designed for 180 width tires with 1-1/2" belt drive or 200 width tires with chain drive. These frames will accept 4 or 5 speed Softail type transmissions. The frame comes complete with mirror chromed swingarms and necessary hardware, the supplied fender struts accept 9" wide fenders and the gas tank mounts accept Softail-style flat side tanks. All frames come complete with a manufacturer's statement of origin.




23002 FX & FL style frame for 180 width tires made from 1-1/4" tubing with 30° rake and 0" stretch. Comes with chromed swingarm kit.

23003 FX & FL style frame for 180 width tires made from 1-1/4" tubing with 34° rake and 2" stretch. Comes with chromed swingarm kit.



FX & FL Swingarm Style Frames made from 1-3/8" Mega Tubing for 180 Width Rear Tires

Replacement style frames designed for 180 width tires with 1-1/2" belt drive or 200 width tires with chain drive. These frames will accept 4 or 5 speed Softail type transmissions. The frame comes complete with mirror chromed swingarms and necessary hardware, the supplied fender struts accept 9" wide fenders and the gas tank mounts accept Softail-style flat side tanks. All frames come complete with a manufacturer's statement of origin.



23010 FX & FL style frame for 180 width tires made from 1-3/8" tubing with 30° rake and 0" stretch. Comes with chromed swingarm kit.

23011 FX & FL style frame for 180 width tires made from 1-3/8" tubing with 34° rake and 2" stretch. Comes with chromed swingarm kit.

- Inlet
- Exhaust

- Frames
- Accessories
- Kickstands

- Front Ends

- Gas Tanks
- Accessories

- Dash
- Instruments

- Oil Tanks
- Accessories

- Fenders

- Engine
- Accessories

- Clutch
- Transmission
- Drive Line

- Handlebar
- Controls

- Brakes

- Forward Controls
- Footpegs
- Accessories

- Hubs
- Axles
- Wheels
- Accessories

- Lighting
- License Plate Mounts
- Accessories

- Electrical
- Accessories

- Miscellaneous



Stock Width FXR-Style Frames made from 1-1/4" Tubing

Stock width frames made from 1-1/4" tubing with 1-1/2" tubing for the backbone. Frames are designed to accept the FXR-Style 5 speed transmissions, Big Twin forward controls, flatside Fatbob gas tanks, stock Big Twin fork cups and FXE Style fender struts. All frames come complete with a manufacturer's statement of origin.



Note : stock FXR Swingarm will need to be modified and shock mounts moved.



23080 Stock width FXR-Style frame made from 1-1/4" tubing with 30° rake and 0" stretch.

23082 Stock width FXR-Style frame made from 1-1/4" tubing with 38° rake and 2" stretch.

21044 Polished stainless steel 4 quart oil tank for stock width, 180 and 200 width tire frames.



FXR-Style Frames made from 1-1/4" Tubing for 180 Width Rear Tires

FXR-Style frames designed for 180 width tires. Comes complete with offset pivot blocks, wide axle, spacer, pulley spacer and necessary hardware. Allows you to run a 180 tire with the stock width drive belt. Frames accept Big Twin forward controls, swingarms use stock FXR caliper brackets and the gas tank mounts have already been welded in place to accept flatside gas tank mounts. All frames come complete with a manufacturer's statement of origin.



23083 FXR-Style frame for 180 width tires made from 1-1/4" tubing with 34° rake and 2" stretch.

23084 FXR-Style frame for 180 width tires made from 1-1/4" tubing with 38° rake and 2" stretch.

21044 Polished stainless steel 4 quart oil tank for stock width, 180 and 200 width tire frames.

08012 Raw finished wide swingarm for wide FXR-Style frame. Comes with component kit.

4 Speed Big Twin Swingarms



08008 SOLD AS KIT

Fits 4 Speed Chain Drive Big Twin models from 1973 to 1983.

Made in the USA raw finished adjustable swingarm with Timken bearings. Swingarm has a 5/8" forward and 1-5/8" rearward shock absorber adjustment.

08004 SOLD AS KIT

Fits 4 Speed Chain Drive Big Twin models from 1973 to 1983.

Beautifully chrome plated made in the USA adjustable swingarm with Timken bearings. Swingarm has a 5/8" forward and 1-5/8" rearward shock absorber adjustment.



Sportster Swingarm



08007 SOLD AS KIT

Replaces 47547-87
Fits all Sportster models from 1988 thru 2003 and 1987 Hugger 883 models.

Beautifully chrome plated made in the USA OEM style replacement swingarm.

Belt Drive Big Twin Swingarms



08011 SOLD AS KIT

Replaces 47500-73
Fits 4 Speed Big Twins from 1973 to 1983 with rear **chain drive. Raw Finish**

08005 SOLD AS KIT

Replaces 47500-73
Fits 4 Speed Big Twin models from 1973 to 1983 with rear **chain drive. Chrome Plated Finish**

08006 SOLD AS KIT

Replaces 47466-79
Fits 4 Speed Big Twins with 1980 to 1983 type rear **belt drive. Chrome Plated Finish**

Made in the USA OEM style replacement chain or belt drive swingarms, come with Timken bearings.

Softail Swingarm



08010 SOLD EACH

Replaces 47537-89A
Fits Softail-style frames from 1989 to 1999 and custom applications.

Raw finished rear swingarm with down tubes as per stock configuration. Includes bearings and retainer.

08015 SOLD EACH

Replaces 47537-89A
Fits Softail-style frames from 1989 to 1999 and custom applications.

Raw finished rear swingarm with custom round down tube configuration. Bearings and retainer not included, PT#08018 needs to be ordered separately

- Inlet
- Exhaust

- Frames
- Accessories
- Kickstands

- Front Ends

- Gas Tanks
- Accessories

- Dash
- Instruments

- Oil Tanks
- Accessories

- Fenders

- Engine
- Accessories

- Clutch,
- Transmission
- Drive Line

- Handlebar
- Controls

- Brakes

- Forward
- Controls
- Footpegs
- Accessories

- Hubs
- Axles
- Wheels
- Accessories

- Lighting
- License
- Plate Mounts
- Accessories

- Electrical
- Accessories

- Miscellaneous

- Inlet
- Exhaust

- Frames
- Accessories
- Kickstands

- Front Ends

- Gas Tanks
- Accessories

- Dash
- Instruments

- Oil Tanks
- Accessories

- Fenders

- Engine
- Accessories

- Clutch
- Transmission
- Drive Line

- Handlebar
- Controls

- Brakes

- Forward Controls
- Footpegs
- Accessories

- Hubs
- Axles
- Wheels
- Accessories

- Lighting
- License Plate Mounts
- Accessories

- Electrical
- Accessories

- Miscellaneous

“Wide-Ass” Swingarm Kit for EVO Softails



23121 SOLD AS KIT
Fits Evolution Softtail models from 1991 to 1999.

This European made complete “Wide-Ass” swingarm conversion kit enables you to mount a 200 wide tire in the stock frame and still keep the stock drive belt without any trimming. When the drive belt and pulleys are replaced by a drive chain with offset sprockets, the swingarm will take even wider tires. Due to the extra width of this kit the stock fender and fender struts can no longer be used, extra wide aftermarket fenders and struts must be used. Where applicable the original struts must be cut-off and replaced by bolt on type fender struts 22001. Also on some models it may be necessary to grind down the square bar support to clear the shock absorber eyes. The kit includes: Offset swingarm, wheel adjuster set, wheel axle spacers, wheel axle, sprocket spacer, sprocket support, allen bolts for sprocket / support mounting, Offset transmission plate, primary spacer, longer inner primary mount bolts, crankshaft extension, extended crankshaft nut and a primary gasket kit with extra O-ring. A special triangle shaped transmission side mount plate eliminates the 5th transmission stud and allows the use of the OEM and all aftermarket shock absorbers.

Note: Tires must be used with manufactures recommended rim size.

Individual parts

23122 SOLD EACH
“Wide-Ass” swingarm only.

16042 SOLD EACH
25mm (0.984”) offset transmission plate only.

60023 SOLD EACH
“Wide-Ass” 355mm (13.98”) rear axle only.

60024 SOLD EACH
Chrome plated wheel axle spacer - long.

60025 SOLD EACH
Chrome plated wheel axle spacer - short.

22001 SOLD IN PAIRS
Raw steel fender struts for stock Softail frames with our “Wide-Ass” kit, with up to 10” wide fenders and custom applications.

“Super Ass” Swingarm Kit for Softails



23120 SOLD AS KIT
Fits Softail models from 1991 to 1999. May also be fitted in 1987 to 1990 Softails models and Wide tail frames using pre-1991 engine and primary with the appropriate crankshaft extension, extended sprocket nut and primary gasket kit (not included).

This European made complete “Super-Ass” swingarm kit for those that want to convert their Softail to accept Avon’s 230 X 15 wide rear tire, that measures 250mm (9.85”) wide if fitted on an 8” wide rim, we have the extra wide conversion swingarm kits available that will bolt straight into the stock Softail frame. The stock Softail frame must be converted to chain drive, although you can still use a final belt drive if a wide tail frame is used. The swing arm is fully TIG Welded for superior strength. The complete kit includes: Swingarm with stainless fender extension plate, swingarm pivot with bolt and spacers, crankshaft extension with extended nut, primary spacer with bolts, longer inner primary mounting bolts, primary gasket kit with extra O-ring, transmission off-set plate, rear axle with chrome nuts, and a completely new bracket and hardware kit for the 5th transmission mounting stud.

Note: Tires must be used with manufactures recommended rim size.

Individual parts

16042 SOLD EACH
25mm (0.984”) offset transmission plate only.

22000 SOLD IN PAIRS
Raw steel fender struts for stock Softail frames with our “Super-Ass” kit, with up to 12” wide fenders and custom applications.

Softail Swingarm Kit for up to 280mm tires



23128 SOLD AS KIT
Fits Twin Cam Softail models from 2000 & later.

23129 SOLD AS KIT
Fits Evolution Softail models from 1991 thru 1999.

When the extreme wide tires were first introduced everybody had a problem, how can one fit a 250 or 280 tire in a stock Softail frame? Simple, that's where Zodiac comes in. Zodiac's Ton Pels designed a complete extra wide swingarm kit that includes a "no jig needed" frame widening kit as well as the primary offset kit that allows the use of up to 280 tires in stock and most aftermarket frames. The frame widening is done with a 15 mm (0.590") thick replacement offset banana shaped frame side plate. The banana shape side plate has to be welded in place using the original banana plate as the welding jig. The engine/transmission of the Evolution models in the frame has a 1/4" difference compared to the Twin Cam models. Therefore the offset in the frame plate, in combination with our 45 mm (1.772") primary offset kit provides enough room for up-to 250 series rear tires in Evolution Softail frames, and 280 series rear tires in Twin Cam Softail frames. The primary offset kit includes primary spacer ring with support bearing, crankshaft extension, extension nut, primary gasket kit, extended main shaft, extended main drive gear, offset front pulley, extended starter motor coupler with extended bolt and all extended primary bolts with locking plates. The OEM brake caliper can be re-used, and tabs for the belt guard are welded in place. The kits for Evolution Softail must be used with a Twin Cam type 1 1/8" wide, 135 tooth final belt and a 70 tooth 1 1/8" wide pulley. When installing this kit in a 1991 thru 1993 model a late style countershaft 5th gear must be ordered separately.

Note : We strongly recommend a craftsman or certified welder does the welding of the side plate.

"Super Ass" Swingarm & Swingarm Kit for Twin Cam Softails



08023 SOLD EACH
Wide Swingarm only - fits Twin Cam Softail models using up to a 250 tire on an 8.5" rim.

23131 SOLD AS KIT
Wide Swingarm kit for Twin Cam Softail models.

23130 SOLD AS KIT
Extra Wide Super-Ass Swingarm kit for Twin Cam Softail models.

Due to the construction of the engine and transmission set up of the Twin Cam Softail it is not possible to offset the transmission to make room for 200 or bigger tires. The Wide and Extra Wide swingarm kits enable you to mount up to a 250 monster tire in your stock Softail. The Wide swingarm kit will accept 200mm tires on a 6-1/2" rim using the stock belt. The Extra Wide swingarm takes 230mm wide tires on an 8" wide rim with the stock belt. The Extra Wide swingarm will also accept 240mm and 250mm tires on 8" or 8 1/2" rim if the wheel is slightly offset to the right or a final chain drive is used. Kit contains a swingarm with wheel axle, a complete 12mm (0.472") or 25mm (0.984") primary offset kit, including primary spacer ring, crankshaft extension and extension nut, primary gasket kit, extended transmission main shaft and main drive gearing, extended starter motor coupling and extended primary bolts. Our trick caliper bracket enables you to use the stock rear caliper. For 230 tires on a 15" steel rim a small modification of the OEM caliper may be needed, 15" cast or billet wheels require the use of a custom rear caliper and 10" disc brake rotor. Tabs for the belt guard are welded in place.

Note : Due to the variety of wheels, fenders, fender struts and wheel spacers available, these are not included in the kit.

- Inlet
- Exhaust

- Frames
- Accessories
- Kickstands

- Front Ends

- Gas Tanks
- Accessories

- Dash
- Instruments

- Oil Tanks
- Accessories

- Fenders

- Engine
- Accessories

- Clutch
- Transmission
- Drive Line

- Handlebar
- Controls

- Brakes

- Forward Controls
- Footpegs
- Accessories

- Hubs
- Axles
- Wheels
- Accessories

- Lighting
- License Plate Mounts
- Accessories

- Electrical
- Accessories

- Miscellaneous

- Inlet
- Exhaust

- Frames
- Accessories
- Kickstands

- Front Ends

- Gas Tanks
- Accessories

- Dash
- Instruments

- Oil Tanks
- Accessories

- Fenders

- Engine
- Accessories

- Clutch
- Transmission
- Drive Line

- Handlebar
- Controls

- Brakes

- Forward Controls
- Footpegs
- Accessories

- Hubs
- Axles
- Wheels
- Accessories

- Lighting
- License Plate Mounts
- Accessories

- Electrical
- Accessories

- Miscellaneous

“Wide-Ass” Swingarm Kit for Dyna Models



23125 SOLD AS KIT
Fits 1991 thru 2003 Dyna models.
Complete kit with raw swingarm.

23126 SOLD AS KIT
Fits 1991 thru 2003 Dyna models.
Complete kit with black powder coated swingarm.

13017 SOLD AS KIT
Fits 1991 thru 2003 Dyna models.
1.00” (25mm) lower primary spacer.

13019 SOLD AS KIT
Fits 1991 thru 2003 Dyna models.
1.77” (45mm) bottom primary spacer.

These European made complete wide tire conversion kits enable you to mount a 200 wide rear tire on a 6.25” wide rim (tire measures 8.66”) in the stock Dyna frame and still keep the stock 1 1/8” drive belt without trimming. If the wheel is slightly offset even 230 or 250 tires can be used. The kit contains either a raw or black powder coated extra wide swing arm, rear wheel axle, rear wheel axle adjusters, raw or powder coated fender struts that will take an up to a 10 1/2” wide fender, extended upper shock mounting studs, a complete 25mm (0.984”) primary offset kit with a primary spacer ring, crankshaft extension and crankshaft nut, extended transmission main shaft, extended main drive 5th gear with needle bearings and seal, extended belt pulley spacer, extended clutch push rod, splash guard, and spacers to offset the right hand side foot pegs and the exhaust. Also included are two different brake caliper brackets to allow the use of either a 1991 thru 1999 or 2000 & later stock or aftermarket rear brake caliper. We offer a wide variety of wide fenders for use with the wide swingarm, these can be found in the fender section of this catalog.

Note: Tires must be used with manufactures recommended rim size.



Sportster Wide Tire Swingarm Kits



08026 SOLD AS KIT
Fits Sportster models from 1991 thru 2003.
180 / 200 wide tire kit

08027 SOLD AS KIT
Fits Sportster models from 2004 thru 2006.
180 / 200 wide tire kit

08025 SOLD AS KIT
Fits Sportster models from 1991 thru 2003.
240 / 250 wide tire kit

08028 SOLD AS KIT
Fits Sportster models from 2004 thru 2006.
240 / 250 wide tire kit

Ready to start running the big rubber on the rear? Now you can do it with quality and style using our Ledsled swingarm kits. The kits fit 1991 thru 2006 Sportys. Choose from 4 kits : 180 / 200 or 240 / 250 kit. The kits come with detailed instructions and a complete photo shoot of the process to modify your own Sporty. You must have a saw and a welder and **must be a qualified mechanic** to do this installation.

300 Wide Tire Kit for 2000 to Present Style Frames



23199 SOLD AS KIT
300 wide tire kit for 2000 to present style frames.

True bolt on kit with only minimal cutting required. Kit includes Dagger style Swingarm made from 1-3/8" mandrel bent DOM steel tubing, 13.5" one piece 14 gauge deep drawn strutless fender, stainless steel splash guard for 88B 300 right side drive rear section, raw finish rear shorty belt guard, 1" rear axle and axle kit with chrome hidden axle cover plates and hardware.

Note : Requires right side drive transmission or right side drive conversion of stock transmission. This kit requires relocation of the tail light and license plate bracket and wiring.

Dual Action Lowering Kit



63046 SOLD AS KIT
Fits Softail models from 1989 thru 1999.

Investment cast stainless steel will not rust or corrode like regular steel, or chrome steel. Easily adjustable ride height up to 2" lower. Bushing is moly impregnated which provides permanent lubrication without grease to keep your motorcycle clean. Adjustment can be made before installation, and again after the shocks are installed. Will work with OEM and aftermarket shocks for 89 thru 99 Softails.

Adjustable Twin Cam Lowering Kit



63042 SOLD AS KIT
Fits 2000 & later FXST & FLST models.

This European made Adjustable ride height kit for 2000 & later Softails, allows you to adjust the rear end of your Softail easily from stock to 2" lower and anything in between. These economically priced but very high quality kits have a glossy zinc plated finish.

Softail Swingarm Bumper rubbers



28005 SOLD EACH

Replaces 11451
Fits all Softail models from 1986 thru 1999 and is also suitable for most aftermarket Softail styles frames.

Bumper rubber comes with a 1/4" UNC stud for easy fitment and prevents the swingarm from contacting the frame.

- Inlet
- Exhaust

- Frames
- Accessories
- Kickstands

- Front Ends

- Gas Tanks
- Accessories

- Dash
- Instruments

- Oil Tanks
- Accessories

- Fenders

- Engine
- Accessories

- Clutch
- Transmission
- Drive Line

- Handlebar
- Controls

- Brakes

- Forward Controls
- Footpegs
- Accessories

- Hubs
- Axles
- Wheels
- Accessories

- Lighting
- License Plate Mounts
- Accessories

- Electrical
- Accessories

- Miscellaneous

- Inlet
- Exhaust

kickstand for Softail & Big Twin Models



10021 SOLD EACH

Replaces 50061-36
Fits Big Twin & Softail models from 1936 to 1988.
Stock length.

10022 SOLD EACH

Fits Big Twin & Softail models from 1936 to 1988.
1" over stock length.

These made in the USA flat bottom kickstands have been hardened and perfectly chrome plated.

Early Softail & Big Twin kickstand



10018 SOLD EACH

Replaces 50061-36E
Fits 4 speed Big Twins and Softail models 1958 to 1985.

Show chrome kickstand stock length (10-1/2") for Big Twin and Softail models.

Custom FXST & FLST Kickstand



10020 SOLD EACH

Fits FXST & FLST models 1984 to 2001.

Custom lowered kickstand made from high quality steel with a show chromed finish. Includes hardware.

Note : Frame mounted kickstand, not to be used on forward control mount. Frame requires drilling and tapping. Installer must verify that the kickstand clears all other parts on the motorcycle and that the kickstand can rotate its full range.

kickstand for Softail & Big Twin Models



10024 SOLD EACH

Fits Big Twin & Softail models from 1936 to 1988.
Stock length.

10023 SOLD EACH

Fits Big Twin & Softail models from 1936 to 1988.
1" under stock length.

10025 SOLD EACH

Fits Big Twin & Softail models from 1936 to 1988.
1" over stock length.

These made in the USA round bottom kickstands have been hardened and perfectly chrome plated.

Extra Length kickstand for Early Softail & Big Twin Models



10007 SOLD EACH

Fits 4 speed Big Twins 1936 to 1986 and Softail models 1984 to 1988 with 4-6" over stock fork tubes.

Show chrome kickstand for Big Twin and Softail models with over stock front forks.

- Frames
- Accessories
- Kickstands

- Front Ends

- Gas Tanks
- Accessories

- Dash
- Instruments

- Oil Tanks
- Accessories

- Fenders

- Engine
- Accessories

- Clutch
- Transmission
- Drive Line

- Handlebar
- Controls

- Brakes

- Forward Controls
- Footpegs
- Accessories


- Hubs
- Axles
- Wheels
- Accessories

- Lighting
- License Plate Mounts
- Accessories

- Electrical
- Accessories

- Miscellaneous

Softail Kickstand Kit



10034 SOLD AS KIT

Fits Softail models 1989 to 1999 and custom applications using Evolution Softail forward controls.

Stock length kickstand kit, made from high quality steel with a show chromed finish.

10035 SOLD AS KIT

Fits Softail models 1989 to 1999 and custom applications using Evolution Softail forward controls.

1" under stock length kickstand kit, made from high quality steel with a show chromed finish.

Softail Kickstand



10019 SOLD EACH

Fits Softail models and custom applications.

Custom bolt on kickstand with hidden internal spring. Comes with set screw to allow adjustment of desired position for clearance between the frame and primary covers when in the up position. Made from high quality steel with a show chromed finish.

Note : Frame mounted kickstand, not to be used on forward control mount. Frame requires drilling and tapping. Installer must verify that the kickstand clears all other parts on the motorcycle and that the kickstand can rotate its full range to allow the ball stop to work correctly.

Softail Kickstand



10032 SOLD EACH

Fits Softail models 1989 to Present and custom applications.

Stock length kickstand only, made from high quality steel with a show chromed finish.

10033 SOLD EACH

Fits Softail models 1989 to Present and custom applications.

1" under stock length kickstand only, made from high quality steel with a show chromed finish.

Adjustable Height Kickstand



10038 SOLD EACH

Fits 1988 thru 1999 FXST models. Chrome adjustable height kickstand with hidden internal spring.

10039 SOLD EACH

Fits 2000 thru 2005 FXST models. Chrome adjustable height kickstand with hidden internal spring.

10040 SOLD EACH

Fits 1988 thru 1999 FXST models. Chrome adjustable height **front mounted** kickstand with hidden internal spring.

Beautifully show chromed kickstands machined flat on 2 sides for a Hi-tech look. Kickstands can be adjusted to suit custom frame applications or as OEM replacements.

The hidden heavy duty internal return spring mechanism gives these kickstands a smooth trouble free operation. Mounting brackets are made from stainless steel and are mirror polished, mounting hardware is also included.

Late Softail kickstand



10009 SOLD EACH

Replaces 50087-89A
Fits all softail models 1989 to Present.

Stock replacement kickstand forged from high quality steel with a show chromed finish.

Rear Mounted XL style kickstand for FXST models



10014 SOLD AS KIT

Fits all FXST models.

Chrome plated custom rear mounted kickstand, measures 10.5" from pivot point to end of kickstand. Kit comes complete with bracket, bolts & spring. Requires two holes drilled & tapped for mounting.

- Inlet
- Exhaust

- Frames
- Accessories
- Kickstands

- Front Ends

- Gas Tanks
- Accessories

- Dash
- Instruments

- Oil Tanks
- Accessories

- Fenders

- Engine
- Accessories

- Clutch
- Transmission
- Drive Line

- Handlebar
- Controls

- Brakes

- Forward Controls
- Footpegs
- Accessories

- Hubs
- Axles
- Wheels
- Accessories

- Lighting
- License Plate Mounts
- Accessories

- Electrical
- Accessories

- Miscellaneous

- Inlet
- Exhaust

- Frames
- Accessories
- Kickstands

- Front Ends

- Gas Tanks
- Accessories

- Dash
- Instruments

- Oil Tanks
- Accessories

- Fenders

- Engine
- Accessories

- Clutch
- Transmission
- Drive Line

- Handlebar
- Controls

- Brakes

- Forward Controls
- Footpegs
- Accessories


- Hubs
- Axles
- Wheels
- Accessories

- Lighting
- License Plate Mounts
- Accessories

- Electrical
- Accessories

- Miscellaneous

FXR kickstand



10013 SOLD EACH
Replaces 50031-84A
Fits FXR(S) models 1982 to 1989.

Stock replacement kickstand forged from high quality steel with a show chromed finish.

Early Sportster Kickstands



10027 SOLD EACH
Fits Sportster models from 1957 to early 1984. Stock length.

10026 SOLD EACH
Fits Sportster models from 1957 to early 1984. 1" under stock length.

10028 SOLD EACH
Fits Sportster models from 1957 to early 1984. 1" over stock length.

These made in the USA round bottom kickstands have been hardened and perfectly chrome plated.


Sportster Kickstand



10016 SOLD EACH
Replaces 50072-92
Fits Hugger and 1200 custom models from 1992 & later. Will also fit 1" lowered models from 1989 to 1999.

Made from high quality steel with a beautifully chrome plated finish.

FXR kickstand



10031 SOLD EACH
Replaces 50031-84A
Fits FXR(S) models 1982 to 1989.

Made in the USA show chromed stock replacement kickstand forged from high quality steel.

Sportster Stock and Extended kickstands



10004 SOLD EACH
Replaces 50063-59A & 50006-77A
Fits XL models 1957 to early 1984.

Reinforced chrome plated stock length (10" long) kickstand.

10005 SOLD EACH
Fits XL models 1957 to early 1984 with 4-6" over stock front forks.

Reinforced chrome plated 1" extended kickstand.

Shortened XL Kickstand



10015 SOLD EACH
Replaces 50006-84
Fits XL models 1985 to 1988 (excluding Hugger models) that have been lowered 2".

Heavy duty kickstand (7" long) with a show chromed finish forged from high quality steel.

FLT kickstand



10008 SOLD EACH
Replaces 50075-91
Fits all FLT models 1991 to Present.

Stock replacement kickstand forged from high quality steel with a show chromed finish.

Sportster Stock and Extended kickstands



10029 SOLD EACH
Replaces 50063-59A & 50006-77A
Fits XL models 1957 to early 1984.

Made in USA reinforced show chromed stock length (10" long) kickstand.

10030 SOLD EACH
Fits XL models 1957 to early 1984 with 4-6" over stock front forks.

Made in USA reinforced show chromed 1" extended kickstand.

Kickstand Extensions



10011 SOLD EACH
Replaces 50212-98
Fits Sportster models 1984 to Present.

10012 SOLD EACH
Replaces 50233-00
Fits Big Twin models 1984 to Present.

Beautifully chromed extensions for all models 1984 to Present. Especially useful on wide tire applications with offset primaries.

Big Twin Kickstand Bracket



10001 SOLD EACH
Replaces 50049-36, 50014-74 & 50049-58
Fits Big Twin 1936 to 1986.

Reinforced chrome plated kickstand bracket.

Kickstand Spring Anchor Plate



10003 SOLD EACH
Replaces 50036-36 & 50028-74T
Fits 4 speed Big Twins 1936 to 1986 and Softail models 1984 to 1990.

Chrome plated kickstand spring anchor plate for Big Twins.

Kickstand Mounting Bracket Big Twin Kickstand Stop



10017 SOLD EACH
Replaces 50018-85
Fits Softail models 1989 onwards, FLST/C & FXSTS from 1987 to 1988.

Nicely chrome plated kickstand mounting bracket.



10002 SOLD EACH
Replaces 50094-36 & 50015-74
Fits 4 speed Big Twin 1936 to 1986, Softail models 1980 to Present and FL(H)T 1980 to Present.

Chrome plated kickstand stop for Big Twins.

Adjustable Kickstand Stop



10037 SOLD EACH
Replaces 50015-74
Fits all 4 speed models 1958 thru 1984 and Softail models 1989 to present.

Show chromed kickstand leg stop with a nylon headed adjustable stopper bolt. Installs on the kickstand shaft and keeps the kickstand aligned with the primary. A must when using open belt drives.


Kickstand Wedge



10041 SOLD EACH
Fits FXST, FL & FX models from 1940 thru 1999.

Billet kickstand wedge, raises the kickstand assembly on lowered bikes.

Kickstand Spring



10010 SOLD EACH
Replaces 50011-30TA
Fits Big Twin models 1936 to 1987 (except 1985 to 1987 Softails) and all Sportster models up to early 1984.

Chrome plated kickstand spring.

Heavy Duty Kickstand Spring



10036 SOLD EACH
Replaces 50005-85A
Fits Softail models from 1985 & later.

Nicely chromed heavy duty kickstand spring, 3-7/8" long.

- Inlet
- Exhaust

- Frames
- Accessories
- Kickstands

- Front Ends

- Gas Tanks
- Accessories

- Dash
- Instruments

- Oil Tanks
- Accessories

- Fenders

- Engine
- Accessories

- Clutch
- Transmission
- Drive Line

- Handlebar
- Controls

- Brakes

- Forward Controls
- Footpegs
- Accessories

- Hubs
- Axles
- Wheels
- Accessories

- Lighting
- License Plate Mounts
- Accessories

- Electrical
- Accessories

- Miscellaneous

- Inlet
- Exhaust

Offset Transmission Plate



16043 SOLD EACH
Fits Softail models from 1986 to 1999 & custom applications.

European made 12mm (0.472") offset transmission plate.

16042 SOLD EACH
Fits Softail models from 1986 to 1999 & custom applications.

European made 25mm (0.984") offset transmission plate.


Transmission Mounting Plate for Softails



16007 SOLD EACH
Replaces 47698-86B
Fits 5 speed Softail models 1987 to 1999.

Chrome plated reproduction of the 5 speed Softail transmission mounting plate.

Swingarm Covers for Softail models



08002 SOLD IN PAIRS
Fits late 1986 Heritage Softail and Softail models 1987 to Present. Covers will not clear the shotgun exhaust systems on FLSTB and FLSTN models.

Beautifully chromed swingarm covers that blend in perfectly with the softail frame and hide the axle adjusters.

Stock Replacement Pivot Axle Kit



08018 SOLD AS KIT
Fits Softail Swingarms from 1989 thru 1999, will fit Stock or Kraft/Tech Frames.

Replacement parts

08019 SOLD EACH
Replaces 48031-89A
Swingarm axis tube.

08021 SOLD IN PAIRS
Replaces 4961 & 7142
Pivot bolts with washers.

08020 SOLD IN PAIRS
Replaces 9076 & 11158
Bearings with retaining rings.

08022 SOLD IN PAIRS
Replaces 43283-86
Spaces for rear fork pivot.

4-Speed Swing Arm Replacement Bolt



08003 SOLD EACH
Replaces 47510-58
Fits all 4 Speed Big Twin models except Softails 1958 to 1983.

Replacement chrome finish swing arm pivot bolt.

Softail Swingarm Pivot Bolt Covers



08001 SOLD IN PAIRS
Fits Softail models 1984 to Present (except Fatboy models).

Chrome plated swingarm pivot bolt covers to give your bike that finishing touch.

Softail-style Inner Debris Deflector



11434 SOLD EACH
Fits 280 Softail-style frames.

11435 SOLD EACH
Fits 300 Softail-style frames.

Made in the USA mirror polished stainless steel splash guards.



- Frames
- Accessories
- Kickstands

- Front Ends

- Gas Tanks
- Accessories

- Dash
- Instruments

- Oil Tanks
- Accessories

- Fenders

- Engine
- Accessories

- Clutch
- Transmission
- Drive Line

- Handlebar
- Controls

- Brakes

- Forward Controls
- Footpegs
- Accessories

- Hubs
- Axles
- Wheels
- Accessories

- Lighting
- License Plate Mounts
- Accessories

- Electrical
- Accessories

- Miscellaneous

Upper Shock Stud



63050 SOLD AS KIT
Replaces 54515-73
Use on Big Twin models 1973 thru 1982.
Upper shock stud.

Softail Shock Bolts



63054 SOLD AS KIT
Replaces 4074
Use on 1984 onwards Softail models.
Zinc plated shock bolts.

Shock Stud Lock Nut



63048 SOLD EACH
Replaces 7993
Use on 1958 thru 1984 FL, 1971 thru 1986 FX & 1954 thru 1978 XL models.
5/8" x 18 shock stud lock nut.

- Inlet
- Exhaust

- Frames
- Accessories
- Kickstands

- Front Ends

- Gas Tanks
- Accessories

- Dash
- Instruments

- Oil Tanks
- Accessories

- Fenders

- Engine
- Accessories

- Clutch
- Transmission
- Drive Line

- Handlebar
- Controls

- Brakes

- Forward Controls
- Footpegs
- Accessories

- Hubs
- Axles
- Wheels
- Accessories

- Lighting
- License Plate Mounts
- Accessories

- Electrical
- Accessories

- Miscellaneous

Lower Shock Stud



63052 SOLD AS KIT
Replaces 1614
Use on FXR models from 1982 onwards. Lower shock stud.

Lower Shock Stud Kit



63049 SOLD AS KIT
Replaces 54517-67
Use on Big Twin models 1967 thru 1972.
Lower shock stud kit.

Shock Stud Spacer



63047 SOLD AS KIT
Replaces 5960W
Use on 1965 thru 1985 FLH models when rear guards are not use.
Chrome shock stud spacer.

Lower Shock Stud



63053 SOLD AS KIT
Replaces 3958
Use on FX models from 1973 thru 1986.
Lower shock stud.

- Inlet
- Exhaust

- Frames
- Accessories
- Kickstands

- Front Ends

- Gas Tanks
- Accessories

- Dash
- Instruments

- Oil Tanks
- Accessories

- Fenders

- Engine
- Accessories

- Clutch
- Transmission
- Drive Line

- Handlebar
- Controls

- Brakes

- Forward Controls
- Footpegs
- Accessories

- Hubs
- Axles
- Wheels
- Accessories

- Lighting
- License Plate Mounts
- Accessories

- Electrical
- Accessories

- Miscellaneous

Stainless Softail Shock Absorber Bolts



05523 SOLD AS SET
Fits Softail models from 2000 thru 2007.

Polished stainless steel shock absorber bolts



Shock Stud Covers



63001 SOLD IN SET
Replaces 54704-65
Fits FL and FX models from 1970 to 1984 and Sportster models 1965 to 1974.

Show chromed shock stud covers.

Shock Absorber Chrome hardware Kit



05099 SOLD AS KIT
Replaces 4074 & 6724
Fits 1984 thru 1999 FXST models.

Chrome shock absorber hardware kit.

Softail Rear Shock Absorbers



63017 SOLD IN PAIRS
Replaces 54508-89A
Fits all Softail models from 1989 to Present.

Beautifully chrome plated OEM replacement rear shock absorbers.

American Tuned 412 Series Gas Shocks By Progressive Suspension

Main features include double wall construction, multi - stage damping, 5 position cam style preload adjuster, heat-treated hard-chrome rods, long-life seals and fade resistant oil. The shocks come equipped with standard rate springs, include upper and lower bushings and come complete with a one year warranty on the shocks and a lifetime warranty on the springs. You can choose from black bodies with chrome springs and covers, or black bodies with black powder coated springs.

Note: When installing shocks that are shorter than the Original Equipment Shocks, the fender to tire clearance must be checked.



Fits Sportster models including XR1000 from 1979 thru 1987, Hugger models from 1988 thru 1991, XLCR models from 1977 thru 1978, FXR models (except Sport Edition, FXRD and FXRT) from 1984 thru 1986.

Chrome Finish - Stock Length 12.50"

63100 SOLD IN PAIRS
1.50" under Stock length

63101 SOLD IN PAIRS
1.00" under Stock length

63151 SOLD IN PAIRS
0.50" under Stock length

63136 SOLD IN PAIRS
Stock length - 12.50"

Black Finish - Stock Length 12.50"

63149 SOLD IN PAIRS
1.50" under Stock length

63103 SOLD IN PAIRS
1.00" under Stock length

63150 SOLD IN PAIRS
0.50" under Stock length

63137 SOLD IN PAIRS
Stock length - 12.50"

Fits FXR models from 1982 thru 1994 (except Sport Edition and Convertible), FXRD and FXRT models from 1984 thru 1994, FL(H)T and FLHS 5 speed models from 1980 to present.

Chrome Finish - Stock Length 13.00"

63153 SOLD IN PAIRS
1.00" under Stock length

63138 SOLD IN PAIRS
Stock length - 13.00"

Black Finish - Stock Length 13.00"

63139 SOLD IN PAIRS
0.50" Over Stock length

Fits all Sportster models (except XLCR and K models) from 1952 thru 1978

Chrome Finish

63143 SOLD IN PAIRS
Eye to eye length 14.25"

Black Finish

63142 SOLD IN PAIRS
Eye to eye length 14.25"

Fits Sportster models (except Hugger) from 1988 to present, FXRS Convertible and Sport Edition models from 1987 to present.

Chrome Finish - Stock Length 13.50"

63140 SOLD IN PAIRS
Stock length - 13.50"

63143 SOLD IN PAIRS
0.75" over Stock length

Black Finish - Stock Length 13.50"

63139 SOLD IN PAIRS
Stock length - 13.50"

63142 SOLD IN PAIRS
0.75" over Stock length



- Inlet
- Exhaust

- Frames
- Accessories
- Kickstands

- Front Ends

- Gas Tanks
- Accessories

- Dash
- Instruments

- Oil Tanks
- Accessories

- Fenders

- Engine
- Accessories

- Clutch
- Transmission
- Drive Line

- Handlebar
- Controls

- Brakes

- Forward Controls
- Footpegs
- Accessories

- Hubs
- Axles
- Wheels
- Accessories

- Lighting
- License Plate Mounts
- Accessories

- Electrical
- Accessories

- Miscellaneous

Progressive Suspension 418 Series Aluminum Body Twin Shocks

Machined from aircraft quality aluminum and clear anodized for a durable finish, these new style rebuildable aluminum body shocks feature a five position, externally adjustable rebound damping range selector and a four position, easily adjusted spring pre-load cam. This way both the damping and spring pre-load can be adjusted for different loads and ride characteristics. Shocks are gas charged for fade free operation and feature a double wall construction (steel inner wall) for excellent durability. Available with either black or chromed progressively wound springs.

Note: When installing shocks that are shorter than the Original Equipment Shocks, the fender to tire clearance must be checked.



Fits 4 speed FL and FX (except Softail) models from 1973 thru 1986

Chrome Finish - Stock Length eye to eye measures 12.00"

63165 SOLD IN PAIRS
0.50" under Stock length measured eye to eye

63163 SOLD IN PAIRS
Stock length - 12.00" eye to eye

Black Finish - Stock Length eye to eye measures 12.00"

63164 SOLD IN PAIRS
0.50" under Stock length measured eye to eye

63162 SOLD IN PAIRS
Stock length - 12.00" eye to eye

Fits FXR and Sportster models from 1979 to present.

Chrome Finish

63119 SOLD IN PAIRS
11.50" measured eye to eye

63166 SOLD IN PAIRS
12.50" measured eye to eye

63168 SOLD IN PAIRS
13.50" measured eye to eye

Black Finish

63123 SOLD IN PAIRS
11.50" measured eye to eye

63167 SOLD IN PAIRS
12.50" measured eye to eye

63169 SOLD IN PAIRS
13.50" measured eye to eye

Fits Dyna Glide models from 1991 to present.

Chrome Finish

63120 SOLD IN PAIRS
11.50" measured eye to eye

63121 SOLD IN PAIRS
12.50" measured eye to eye

Black Finish

63170 SOLD IN PAIRS
11.50" measured eye to eye

63171 SOLD IN PAIRS
12.50" measured eye to eye

Progressive Suspension 422 Series Premium Softail Shocks



These 422 series shock absorbers are a pair of steel bodied, monotube dampers, wrapped with a black powder coated, progressive rate steel coil spring. The dampers feature a nitrogen charge, that eliminates cavitation, and creates a consistent ride performance, with no fading.

The 422 series is a fully adjustable softail shock, with adjustable ride height, and spring preload. The shocks are impressive with a "show chrome quality" cover that includes 4 ports, for coil spring visibility.

Note: When adjusting shocks shorter than the Original Equipment Shocks, the fender to tire clearance must be checked.

63109 SOLD IN PAIRS
Fits Softail models from **1989 thru 1999**.
Chrome finish adjustable Softail shocks.

63107 SOLD IN PAIRS
Fits Softail models from **2000 to present**.
Chrome finish adjustable Softail shocks.

Springer Damper



Fits FLSTS and FXSTS springer models

63172 SOLD EACH
Chrome finish Springer damper.

Progressive Suspension velocity sensitive Springer damper providing superior damping performance. Features dual wall construction for extra durability and comes in a beautiful chrome finish.

Softail Lowering Kit



Fits FLST and FXST models from 2000 to present.

63146 SOLD AS KIT
Chrome finish adjustable lowering kit.

Progressive Suspension adjustable lowering kits are capable of lowering the ride height up to 2" by simply loosening the flange nuts and when the desired height is reached properly tightening the non flanged nuts back against the bushes.

Dyna "440" Shocks



Fits Dyna T - Sport models from 2001 to present.

63154 SOLD IN PAIRS
Black finish - 440 shocks.

63155 SOLD IN PAIRS
Chrome finish - 440 shocks.

Progressive Suspension's "440" shocks feature their Inertia Active System (IAS) damping which has proven to be the ultimate in shock technology.

PROGRESSIVE
suspension

- Inlet
- Exhaust

- Frames
- Accessories
- Kickstands

- Front Ends

- Gas Tanks
- Accessories

- Dash
- Instruments

- Oil Tanks
- Accessories

- Fenders

- Engine
- Accessories

- Clutch
- Transmission
- Drive Line

- Handlebar
- Controls

- Brakes

- Forward Controls
- Footpegs
- Accessories

- Hubs
- Axles
- Wheels
- Accessories

- Lighting
- License Plate Mounts
- Accessories

- Electrical
- Accessories

- Miscellaneous

- Inlet
- Exhaust

- Frames
- Accessories
- Kickstands

- Front Ends

- Gas Tanks
- Accessories

- Dash
- Instruments

- Oil Tanks
- Accessories

- Fenders

- Engine
- Accessories

- Clutch
- Transmission
- Drive Line

- Handlebar
- Controls

- Brakes

- Forward Controls
- Footpegs
- Accessories

- Hubs
- Axles
- Wheels
- Accessories

- Lighting
- License Plate Mounts
- Accessories

- Electrical
- Accessories

- Miscellaneous

American Tuned 412 Series Gas Shocks



Fits 4 speed FL and FX chain or belt drive models (except Softail) from 1973 thru 1986.

63144 SOLD IN PAIRS
Chrome finish - 1" shorter than stock measures 11.00" eye to eye.

63106 SOLD IN PAIRS
Chrome finish - stock replacement measures 12.00" eye to eye.

Fits all Dyna Glide models from 1991 to present.

63102 SOLD IN PAIRS
Chrome finish - 1" shorter than stock measures 11.00" eye to eye.

63145 SOLD IN PAIRS
Chrome finish - stock replacement measures 12.00" eye to eye.

American tuned gas shocks featuring high performance gas cells with double wall construction, multi stage damping, heat treated hard chromed rods, long life seals and fade resistant oil. All shocks include upper and lower bushes and come complete with a one year limited warranty.

American Tuned 412 Series Gas Shocks



63148 SOLD IN PAIRS
 Fits 4 speed Big Twin models from 1958 thru 1972.

Chrome finish - measures 13.50" eye to eye.

63133 SOLD IN PAIRS
 Fits 4 speed Big Twin models with a rear disc brake from 1973 thru 1986.

Chrome finish - measures 12.00" eye to eye.

63134 SOLD IN PAIRS
 Fits Dyna Glide models from 1991 to present.

Chrome finish - 1" under stock measures 11.00" eye to eye.

63135 SOLD IN PAIRS
 Fits Dyna Glide models from 1991 to present.

Chrome finish - stock length measures 12.00" eye to eye.

American tuned gas shocks with full length chrome covers and high performance gas cells featuring double wall construction, multi stage damping, special cam adjusters which permit easy pre-load adjustment, heat treated hard chrome rods, long life seals and fade resistant oil. All shocks include upper and lower bushes and come with a one year limited warranty.

American Tuned 416 Series Air Shocks



63116 SOLD IN PAIRS
 Fits all FXR models with a chain final drive from 1982 thru 1986, Sportster models including XR1000 from 1979 thru 1987 and Hugger models from 1988 thru 1991.

Chrome finish - measures 12.50" eye to eye.

63115 SOLD IN PAIRS
 Fits FXRT models from 1983 thru 1984 and FLT, FLHT and FLHS models from 1980 to present.

Chrome finish - measures 13.00" eye to eye.

63117 SOLD IN PAIRS
 Fits Sportster models (except Hugger) from 1988 to present.

Chrome finish - measures 13.50" eye to eye.

American tuned adjustable air shocks allowing the rider to customize their ride and compensate for heavy loads or just to provide a more comfortable ride. Featuring a hard chromed and heat treated damper cartridge with multi stage automatic damping, as well as dual rate springs for added safety. The shocks are joined by a remote filler valve and line kit which provides a convenient single point air adjustment. This feature maintains air pressure balance between the two shocks. These completely rebuildable shocks have an air connection which rotates 360 degrees for ease of installation.

Note : the installation of shocks 63115 on 1980 thru 1982 FLT models will lower the rear of the motorcycle. Fender to tire clearance should be checked after installation.



Note: When installing shocks that are shorter than the Original Equipment Shocks, the fender to tire clearance must be checked.

Progressive Suspension "Airtail" Adjustable Air Supported Softail Suspension

Progressive's "Airtail" air supported Softail suspension has Progressive's conventional steel spring in one shock and a unique double air chamber in the other. The double air chamber allows you to pump in the correct amount of air to compensate for the rider and any additional passenger's weight. But if the rider wants to lower their Softail, air can be added to the other chamber to get the desired height. The advantage of this setup is that even in the lowered position, the load carrying air chamber retains its pressure allowing bottoming resistance. Airtail shocks come complete with manual fill valve ready to install. The optional compressor kit allows you to lower or raise the bike while riding with the turn of a switch. The optional compressor kit includes an air pump, electric switches, connectors, all air lines and replacement coil cover bracket that houses the metering gauge and control switches.



Fits Softail models from 1989 thru 1999.

63130 SOLD IN PAIRS
Airtail shocks for Softails.

63160 SOLD AS KIT
Optional compressor kit.

Fits Softail models from 2000 to present.

63131 SOLD IN PAIRS
Airtail shocks for Softails.

63161 SOLD AS KIT
Optional compressor kit.



Spectro Waterproof #2 Grease



32012 SOLD EACH - 1lb TUB
Spectro special performance lubricant (SPL) EP waterproof #2 grease.

A multi-grade, extreme pressure grease that does not thin out at high temperatures, Spectro SPL provides superior protection in all critical applications. Ideal for use in wheel bearings, steering head bearings, and swingarm pivots.

- Inlet
- Exhaust

- Frames
- Accessories
- Kickstands

- Front Ends

- Gas Tanks
- Accessories

- Dash
- Instruments

- Oil Tanks
- Accessories

- Fenders

- Engine
- Accessories

- Clutch
- Transmission
- Drive Line

- Handlebar
- Controls

- Brakes

- Forward Controls
- Footpegs
- Accessories

- Hubs
- Axles
- Wheels
- Accessories

- Lighting
- License Plate Mounts
- Accessories

- Electrical
- Accessories

- Miscellaneous

Front Ends

- Inlet
 - Exhaust
-
- Frames
 - Accessories
 - Kickstands
-
- Front Ends

- Gas Tanks
- Accessories

- Dash
- Instruments

- Oil Tanks
- Accessories

- Fenders

- Engine
- Accessories

- Clutch
- Transmission
- Drive Line

- Handlebar
- Controls

- Brakes

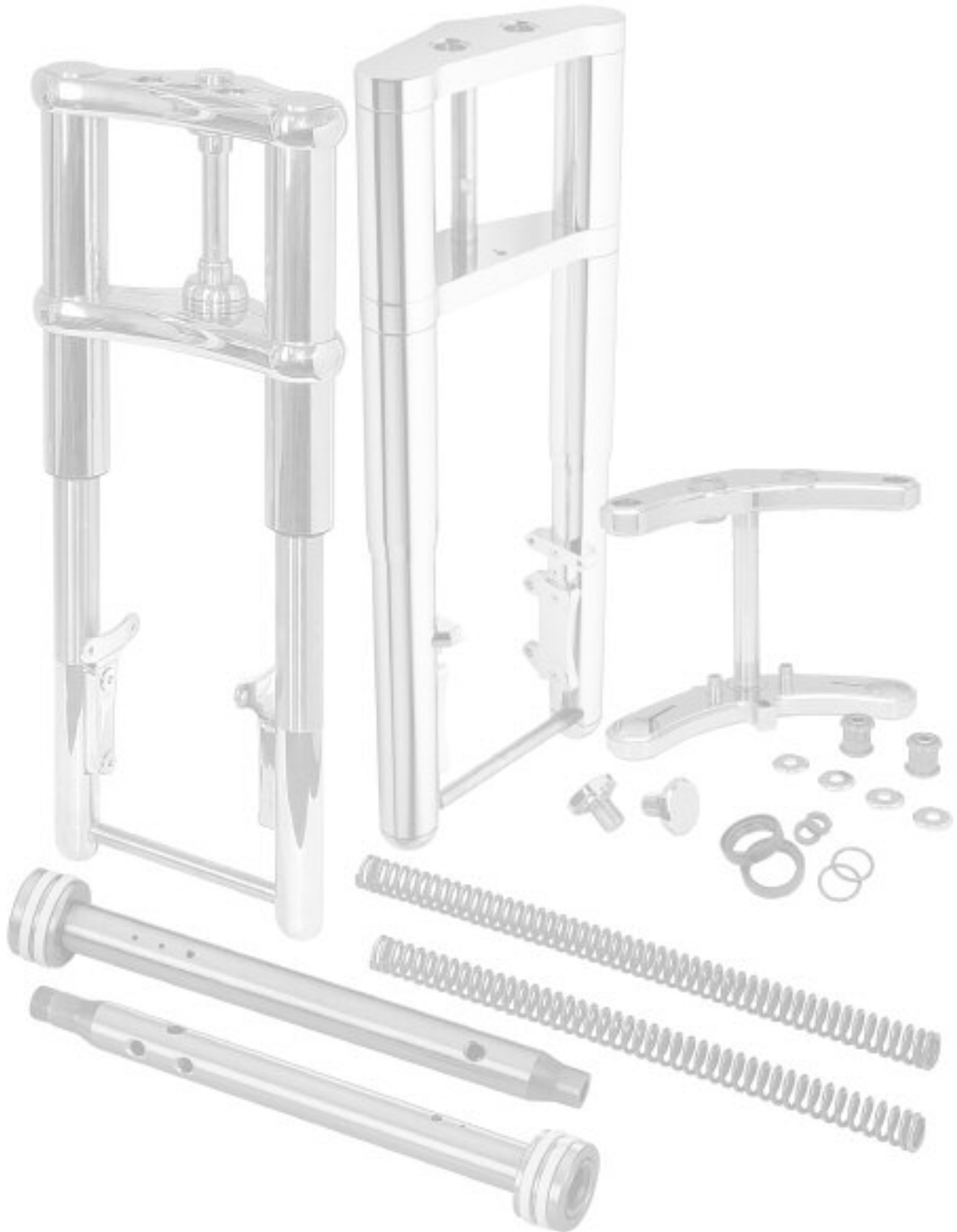
- Forward Controls
- Footpegs
- Accessories

- Hubs
- Axles
- Wheels
- Accessories

- Lighting
- License Plate Mounts
- Accessories

- Electrical
- Accessories

- Miscellaneous



Ton Pels Signature "Fat Bubba" Front Forks



These "Made in Europe" Billet Aluminum Forks are something else. They feature massive Triple Tree clamps, large diameter bottom sliders and covers, fully covered fork tubes, and hidden axle mount. It doesn't matter if you are going to use these Zodiac Billet aluminum Fat Bubba front forks as stock replacement, or for your custom project, they will provide the Fat look that today's custom builders like. Triple tree, slider covers and sliders are machined from billet aluminum and have a mirror like highly polished finish. The upper triple tree clamp is 1-1/8" thick, the lower triple tree clamp measures 1-5/16" and the bottom legs have a very impressive diameter of 2-3/8". The lower fork sliders feature fender brackets, as well as dual caliper mounting brackets that take 1984 thru 1999 style OEM or aftermarket single or dual disc brakes. The front wheel axle has a hidden mount for extra sleek looks. Available in +3", +4", +6", +8" and +12" over stock FL length with stock rake. These Fat Glide forks come complete with 3 different fork stops to work with almost any stock or aftermarket frame. A can of fork oil is included with each set.

62117 SOLD AS ASSEMBLY
Fits most Harley models and frames as well as custom applications.
Complete Fat Bubba fork assembly **+3" over stock.**

62118 SOLD AS ASSEMBLY
Fits most Harley models and frames as well as custom applications.
Complete Fat Bubba fork assembly **+4" over stock** (same as stock Wide Glide).

62119 SOLD AS ASSEMBLY
Fits most Harley models and frames as well as custom applications.
Complete Fat Bubba fork assembly **+6" over stock** (+2" over Wide Glide).

62120 SOLD AS ASSEMBLY
Fits most Harley models and frames as well as custom applications.
Complete Fat Bubba fork assembly **+8" over stock** (+4" over Wide Glide).

Note : Bracket PT# 62136 and direct bolt caliper required for brake setup.

Replacement inner tube and fork slider assemblies

62122 SOLD AS ASSEMBLY
3" over stock, pair

62123 SOLD AS ASSEMBLY
4" over stock, pair

62124 SOLD AS ASSEMBLY
6" over stock, pair

62125 SOLD AS ASSEMBLY
8" over stock, pair

62126 SOLD AS ASSEMBLY
12" over stock, pair

Replacement parts

62127 SOLD AS PAIRS
Upper fork tube covers

62128 SOLD AS PAIRS
Slider covers +3"

62129 SOLD AS PAIRS
Slider covers +4"

62130 SOLD AS PAIRS
Slider covers +6"

62131 SOLD AS PAIRS
Slider covers +8"

62132 SOLD AS PAIRS
Slider covers +12"

62133 SOLD AS SET
Triple trees - Stock rake

62134 SOLD AS SET
Triple trees - 3 degrees raked

62135 SOLD AS SET
Triple trees - 6 degrees raked

62136 SOLD EACH
Fork caliper bracket

- Inlet
- Exhaust

- Frames
- Accessories
- Kickstands

- Front Ends

- Gas Tanks
- Accessories

- Dash
- Instruments

- Oil Tanks
- Accessories

- Fenders

- Engine
- Accessories

- Clutch
- Transmission
- Drive Line

- Handlebar
- Controls

- Brakes

- Forward Controls
- Footpegs
- Accessories


- Hubs
- Axles
- Wheels
- Accessories

- Lighting
- License Plate Mounts
- Accessories

- Electrical
- Accessories

- Miscellaneous

FXST Complete Fork Assemblies



Replacement Parts

63030 SOLD AS PAIR
Replaces 45866-84
Fits FXST models 1984 to 1999.

Lower fork leg bushings.

63020 SOLD EACH
Replaces 45838-77
Fits FXST models 1984 to 1999.

Chrome fork tube plug.

63023 SOLD EACH
Replaces 45855-77
Fits FXST models 1984 to 1999.

Small damper tube spring.

63024 SOLD AS PAIR
Replaces 45420-80
Fits FXWG 1980 to 1986 & FXST 1984 to 1999.

Stock replacement large fork boots.

63026 SOLD EACH
Replaces 45865-84
Fits FXST models 1984 to 1999.

Front fork washer.

63027 SOLD EACH
Replaces 45834-77
Fits FXST models 1984 to 1999.

Fork leg lower stop.

63029 SOLD AS KIT
Replaces 45998-73
Fits FXST models 1973 to 1999.

Lower fork leg studs.

63028 SOLD AS ASSEMBLY
Replaces 45305-98
Fits FXST models 1984 to 1999.

Chrome lower leg assembly.

62068 SOLD AS ASSEMBLY
Fits all FXST models 1984 to 1999.

Stock length complete front fork assembly with polished lower legs.

62067 SOLD AS ASSEMBLY
Fits all FXST models 1984 to 1999.

2" under stock complete front fork assembly with polished lower legs.

62069 SOLD AS ASSEMBLY
Fits all FXST models 1984 to 1999.

2" over stock complete front fork assembly with polished lower legs.

62065 SOLD AS ASSEMBLY
Fits all FXST models 1984 to 1999.

Stock length complete front fork assembly with beautifully chrome plated lower legs.

62064 SOLD AS ASSEMBLY
Fits all FXST models 1984 to 1999.

2" under stock complete front fork assembly with beautifully chrome plated lower legs.

62066 SOLD AS ASSEMBLY
Fits all FXST models 1984 to 1999.

2" over stock complete front fork assembly with beautifully chrome plated lower legs.

Complete front fork assemblies with either polished or chrome plated lower fork legs. Assemblies include lower legs with all internal parts and triple trees.

Note : Axle not included.

- Inlet
- Exhaust

- Frames
- Accessories
- Kickstands

- Front Ends

- Gas Tanks
- Accessories

- Dash
- Instruments

- Oil Tanks
- Accessories

- Fenders

- Engine
- Accessories

- Clutch
- Transmission
- Drive Line

- Handlebar
- Controls

- Brakes

- Forward Controls
- Footpegs
- Accessories

- Hubs
- Axles
- Wheels
- Accessories

- Lighting
- License Plate Mounts
- Accessories

- Electrical
- Accessories

- Miscellaneous

Softail Front Fork Assemblies with Stock Front Fender Mounts

Beautifully chromed, smooth and Ball milled Billet front fork assemblies. Made from 6061-T6 aluminum with **stock fender mounts** and flush axles. Available for single and dual disc applications.



Single Disc Fork Assemblies

62046 SOLD AS ASSEMBLY
Fits Softail models from 1984 to 1999 and uses stock fender mounts.

Stock length (24-1/2" long) complete front fork assembly with smooth legs for **single discs**.

62042 SOLD AS ASSEMBLY
Fits Softail models from 1984 to 1999 and uses stock fender mounts.

2" under stock length (22-1/2" long) complete front fork assembly with smooth legs for **single discs**.

62050 SOLD AS ASSEMBLY
Fits Softail models from 1984 to 1999 and uses stock fender mounts.

2" over stock length (26-1/2" long) complete front fork assembly with smooth legs for **single discs**.

63038 SOLD AS ASSEMBLY
Fits FXDWG models 1993 to Present and custom applications.

8" over stock length (32-1/4" long) complete front fork assembly with smooth legs for **single discs**.

62145 SOLD AS ASSEMBLY
Fits FXDWG models 1993 to Present and custom applications.

10" over stock length (34-1/4" long) complete front fork assembly with smooth legs for **single discs**.

62146 SOLD AS ASSEMBLY
Fits FXDWG models 1993 to Present and custom applications.

12" over stock length (36-1/4" long) complete front fork assembly with smooth legs for **single discs**.

62047 SOLD AS ASSEMBLY
Fits Softail models from 1984 to 1999 and uses stock fender mounts.

Stock length (24-1/2" long) complete front fork assembly with ball milled legs for **single discs**.

62043 SOLD AS ASSEMBLY
Fits Softail models from 1984 to 1999 and uses stock fender mounts.

2" under stock length (22-1/2" long) complete front fork assembly with ball milled legs for **single discs**.

62051 SOLD AS ASSEMBLY
Fits Softail models from 1984 to 1999 and uses stock fender mounts.

2" over stock length (26-1/2" long) complete front fork assembly with ball milled legs for **single discs**.

Dual Disc Fork Assemblies

62044 SOLD AS ASSEMBLY
Fits Softail models from 1984 to 1999 and uses stock fender mounts.

Stock length (24-1/2" long) complete front fork assembly with smooth legs for **dual discs**.

62045 SOLD AS ASSEMBLY
Fits Softail models from 1984 to 1999 and uses stock fender mounts.

Stock length (24-1/2" long) complete front fork assembly with ball milled legs for **dual discs**.

62041 SOLD AS ASSEMBLY
Fits Softail models from 1984 to 1999 and uses stock fender mounts.

2" under stock length (22-1/2" long) complete front fork assembly with ball milled legs for **dual discs**.

62049 SOLD AS ASSEMBLY
Fits Softail models from 1984 to 1999 and uses stock fender mounts.

2" over stock length (26-1/2" long) complete front fork assembly with ball milled legs for **dual discs**.

Front Axle

60021 SOLD EACH
Fits front forks with flush mounts.

Front axle for flush mount billet front forks.

- Inlet
- Exhaust

- Frames
- Accessories
- Kickstands

- Front Ends

- Gas Tanks
- Accessories

- Dash
- Instruments

- Oil Tanks
- Accessories

- Fenders

- Engine
- Accessories

- Clutch
- Transmission
- Drive Line

- Handlebar
- Controls

- Brakes

- Forward Controls
- Footpegs
- Accessories

- Hubs
- Axles
- Wheels
- Accessories


- Lighting
- License Plate Mounts
- Accessories

- Electrical
- Accessories

- Miscellaneous

Softail Front Fork Assemblies with Inside Fender mounts

Beautifully chromed, smooth and Ball milled Billet front fork assemblies. Made from 6061-T6 aluminum with **inside fender mounts** and flush axles. Available for single and dual disc applications.



Single Disc Fork Assemblies

62058 SOLD AS ASSEMBLY
Fits Softail models from 1984 to 1999 and uses Deuce style fender KWPT# 11380.

Stock length (24-1/2" long) complete front fork assembly with smooth legs for **single discs**.

62054 SOLD AS ASSEMBLY
Fits Softail models from 1984 to 1999 and uses Deuce style fender KWPT# 11380.

2" under stock length (22-1/2" long) complete front fork assembly with smooth legs for **single discs**.

62062 SOLD AS ASSEMBLY
Fits Softail models from 1984 to 1999 and uses Deuce style fender KWPT# 11380.

2" over stock length (26-1/2" long) complete front fork assembly with smooth legs for **single discs**.

62055 SOLD AS ASSEMBLY
Fits Softail models from 1984 to 1999 and uses Deuce style fender KWPT# 11380.

2" under stock length (22-1/2" long) complete front fork assembly with ball milled legs for **single discs**.

62063 SOLD AS ASSEMBLY
Fits Softail models from 1984 to 1999 and uses Deuce style fender KWPT# 11380.

2" over stock length (26-1/2" long) complete front fork assembly with ball milled legs for **single discs**.

Dual Disc Fork Assemblies

62056 SOLD AS ASSEMBLY
Fits Softail models from 1984 to 1999 and uses Deuce style fender KWPT# 11380.

Stock length (24-1/2" long) complete front fork assembly with smooth legs for **dual discs**.

62052 SOLD AS ASSEMBLY
Fits Softail models from 1984 to 1999 and uses Deuce style fender KWPT# 11380.

2" under stock length (22-1/2" long) complete front fork assembly with smooth legs for **dual discs**.

62060 SOLD AS ASSEMBLY
Fits Softail models from 1984 to 1999 and uses Deuce style fender KWPT# 11380.

2" over stock length (26-1/2" long) complete front fork assembly with smooth legs for **dual discs**.

62057 SOLD AS ASSEMBLY
Fits Softail models from 1984 to 1999 and uses Deuce style fender KWPT# 11380.

Stock length (24-1/2" long) complete front fork assembly with ball milled legs for **dual discs**.

62053 SOLD AS ASSEMBLY
Fits Softail models from 1984 to 1999 and uses Deuce style fender KWPT# 11380.

2" under stock length (22-1/2" long) complete front fork assembly with ball milled legs for **dual discs**.

62061 SOLD AS ASSEMBLY
Fits Softail models from 1984 to 1999 and uses Deuce style fender KWPT# 11380.

2" over stock length (26-1/2" long) complete front fork assembly with ball milled legs for **dual discs**.

60021 SOLD EACH
Fits front forks with flush mounts.

Front axle for flush mount billet front forks.

- Inlet
- Exhaust

- Frames
- Accessories
- Kickstands

- Front Ends

- Gas Tanks
- Accessories

- Dash
- Instruments

- Oil Tanks
- Accessories

- Fenders

- Engine
- Accessories

- Clutch
- Transmission
- Drive Line

- Handlebar
- Controls

- Brakes

- Forward Controls
- Footpegs
- Accessories

- Hubs
- Axles
- Wheels
- Accessories

- Lighting
- License Plate Mounts
- Accessories

- Electrical
- Accessories

- Miscellaneous

Softail & Dyna "Tear Drop" Complete Front Fork Tube Assemblies



63031 SOLD AS ASSEMBLY
Fits single or dual disc FXST models 1984 to 1999, FXWG models 1985 to 1986 and FXDWG models 1993 to 1999.

Stock length nicely chrome plated "Tear Drop" front end. Assembly includes patented clamp lock to secure the triple tree with the fork tubes, a smooth top triple tree without visible hardware, hidden fork stop, removable brake caliper mounts, height adjustable fender mounts, hidden axle and all necessary hardware including headlight mount.

Note : Does not accept stock brake caliper, use with 2000 & later 3/4" axle with sealed bearing wheels. Cannot be used with tapered wheel bearings.

Springer Style Front Ends



62181 SOLD EACH
2" under stock length **chrome plated** Springer front end.

62176 SOLD EACH
Stock length **chrome plated** Springer front end.

62177 SOLD EACH
2" over stock length **chrome plated** Springer front end.

62178 SOLD EACH
4" over stock length **chrome plated** Springer front end.

62179 SOLD EACH
6" over stock length **chrome plated** Springer front end.

62180 SOLD EACH
8" over stock length **chrome plated** Springer front end.

These Springers can be used on H-D and Aftermarket frames. This complete assembly includes a custom axle and spacers. The front end can be used with internal fork stops and a left or right side brake set up can be used. These front ends don't provide any fender mounts.

Note : These front ends don't provide any fender mounts. Fender mounting Tabs available separately PT#11515

Springer Style Front Ends



62086 SOLD EACH
2" under stock length **black** Springer front end.

62083 SOLD EACH
Stock length **black** Springer front end.

62084 SOLD EACH
2" over stock length **black** Springer front end.

62085 SOLD EACH
4" over stock length **black** Springer front end. 2003.

These Springers can be used on H-D and Aftermarket frames. This complete assembly includes a custom axle and spacers. The front end can be used with internal fork stops and a left or right side brake set up can be used.

Note : These front ends don't provide any fender mounts. Fender mounting Tabs available separately PT#11515

Springer Fender Mountings



11515 SOLD AS SET
Fits 3/4" and 1" Front legs of Springer Front Ends.

Nicely chrome plated Springer front fender mounting tabs.

- Inlet
- Exhaust

- Frames
- Accessories
- Kickstands

- Front Ends

- Gas Tanks
- Accessories

- Dash
- Instruments

- Oil Tanks
- Accessories

- Fenders

- Engine
- Accessories

- Clutch
- Transmission
- Drive Line

- Handlebar
- Controls

- Brakes

- Forward Controls
- Footpegs
- Accessories

- Hubs
- Axles
- Wheels
- Accessories

- Lighting
- License Plate Mounts
- Accessories

- Electrical
- Accessories

- Miscellaneous

Softail Front Fork Tube Assemblies

Deuce Style Front Fork Tube Assemblies



62075 SOLD AS ASSEMBLY
Fits single disc FXST, FXSTC and FXDWG models 1984 to 1999.

Stock length (24-1/4" long) nicely chrome plated 41mm OD fork tube assemblies, including all internal parts.

62074 SOLD AS ASSEMBLY
Fits single disc FXST, FXSTC and FXDWG models 1984 to 1999.

2" under stock (22-1/4" long) nicely chrome plated 41mm OD fork tube assemblies, including all internal parts.

62076 SOLD AS ASSEMBLY
Fits single disc FXST, FXSTC and FXDWG models 1984 to 1999.

2" over stock (26-1/4" long) nicely chrome plated 41mm OD fork tube assemblies, including all internal parts.

62071 SOLD AS ASSEMBLY
Fits single disc FXSTD models 2000 to Present.

Stock length (24-1/4" long) nicely chrome plated 41mm OD fork tube assemblies, including all internal parts.

62070 SOLD AS ASSEMBLY
Fits single disc FXSTD models 2000 to Present.

2" under stock (22-1/4" long) nicely chrome plated 41mm OD fork tube assemblies, including all internal parts.

62072 SOLD AS ASSEMBLY
Fits single disc FXSTD models 2000 to Present.

2" over stock (26-1/4" long) nicely chrome plated 41mm OD fork tube assemblies, including all internal parts.

Billet Smooth 41mm Lower Fork Legs



62171 SOLD AS SET

Fits FXDWG models from 1993 thru 1999, FXWG models from 1984 thru 1986, FXST and FLST models from 1993 thru 1999.

Beautifully chrome plated smooth 41mm lower fork legs precision machined from billet aluminum. Uses stock or custom brake calipers with 11.5" brake rotors, for single caliper applications.

41mm Fork Tube Assemblies



62173 SOLD AS SET

41mm hard chrome fork tube assembly.
22-1/4" - 2" under stock

62174 SOLD AS SET

41mm hard chrome fork tube assembly.
24-1/4" - stock length

62175 SOLD AS SET

41mm hard chrome fork tube assembly.
26-1/4" - 2" over stock

62168 SOLD AS SET

41mm hard chrome fork tube assembly.
28-1/4" - 4" over stock

62169 SOLD AS SET

41mm hard chrome fork tube assembly.
30-1/4" - 6" over stock

Hard chrome fork tube assemblies from 2" under to 6" over stock.

Billet Ball Milled 41mm Lower Fork Legs



62172 SOLD AS SET

Fits FXDWG models from 1993 thru 1999, FXWG models from 1984 thru 1986, FXST and FLST models from 1993 thru 1999.

Beautifully chrome plated ball milled 41mm lower fork legs precision machined from billet aluminum. Uses stock or custom brake calipers with 11.5" brake rotors, for single caliper applications.

Lower Leg Bushes & Seals



62170 SOLD AS KIT

Bushing and seals kit for above 41mm fork legs.

- Inlet
- Exhaust

- Frames
- Accessories
- Kickstands

- Front Ends

- Gas Tanks
- Accessories

- Dash
- Instruments

- Oil Tanks
- Accessories

- Fenders

- Engine
- Accessories

- Clutch
- Transmission
- Drive Line

- Handlebar
- Controls

- Brakes

- Forward Controls
- Footpegs
- Accessories

- Hubs
- Axles
- Wheels
- Accessories


- Lighting
- License Plate Mounts
- Accessories

- Electrical
- Accessories

- Miscellaneous

- Inlet
- Exhaust

Fork Damper Kit for FL Models with Showa Forks



63007 SOLD EACH
 Replaces 45831-77
 Fits 1977 to 1984 FL Wide Glide with Showa forks except FLT & FLHT models.

Damper tube is made from materials that meet or exceed the OEM specifications.

Fork Damper for FLST Models



63019 SOLD EACH
 Replaces 45932-86
 Fits all FLSTC, FLSTF and FLSTN late 1986 to 1999 models.

Damper tube is made from materials that meet or exceed the OEM specifications.

Fork Tubes



62022 SOLD IN PAIRS
 Replaces 45417-84
 Stock length (24-1/4") fork tubes.
 Fits Softail, Dyna Wide Glide & 4 speed FXWG models from 1984 to Present.

Fork tubes have been centerless ground to give a perfect fit and come with a hard chrome finish.

- Frames
- Accessories
- Kickstands

- Front Ends

- Gas Tanks
- Accessories

- Dash
- Instruments

- Oil Tanks
- Accessories


Fork Damper for FXWG Front Forks



63009 SOLD EACH
 Replaces 45418-80
 Fits FXWG models 1980 to 1983.

Fork damper tube complete with screw. Tube is made from materials that meet or exceed the OEM specifications.

Fork Damper for Big Twin Models



63018 SOLD EACH
 Replaces 45418-84
 Fits 1985 to 1986 FXWG models, 1984 to 1999 FXST models and FXDWG 1993 to 1999.

Damper tube for 1-5/8" fork tubes, made from materials that meet or exceed the OEM specifications.

62025 SOLD IN SETS
 10" oversize fork tubes, fits Softail, Dyna Wide Glide & 4 speed FXWG models from 1984 to Present.

Fork tubes have been centerless ground to give a perfect fit and come with a hard chrome finish.

- Fenders


- Engine
- Accessories

- Clutch
- Transmission
- Drive Line

- Handlebar
- Controls

- Brakes

Damper for Narrow Glides with Showa Front Forks



63008 SOLD EACH
 Replaces 45409-75
 Fits Narrow Glide Showa front forks on 1975 to 1979 FX & XL models.

Fork damper tube complete with screw. Tube is made from materials that meet or exceed the OEM specifications. Can also be used on the later 1980 to 1984 models with 35mm fork tubes (not on air suspension models).

- Forward Controls
- Footpegs
- Accessories

- Hubs
- Axles
- Wheels
- Accessories

- Lighting
- License Plate Mounts
- Accessories

- Electrical
- Accessories

- Miscellaneous

Progressive Suspension Fork Springs



62183 SOLD IN SET
Fits all 35mm Narrow Glide forks from 1953 thru 1986.

62185 SOLD IN SET
Fits 39mm Narrow Glide forks on FRT models from 1988 thru 1992, FXRS (P) convertible models from 1987 thru 1994 and Dyna Glide models (except FXDWG) from 1991 to present.

62184 SOLD IN SET
Fits 39mm Narrow Glide forks on Sportster models from 1998 thru 2003, Hugger models from 1988 thru 1991, FXLR models from 1987 thru 1994 and FXR / FXRS models from 1988 thru 1994.

62190 SOLD IN SET
Fits 39mm Narrow Glide forks on Hugger models from 1992 thru 2003.

62192 SOLD IN SET
Fits 39mm forks on Sportster models from 2004 to present.

62182 SOLD IN SET
Fits all 41mm Wide Glide forks from 1949 to present.

62191 SOLD IN SET
Fits V-Rod models from 2002 to present.

These progressively wound springs are manufactured using the finest material available. These springs eliminate front end sag, reduce nose dive under braking, improve stability and increase ride comfort. They come with a manufacturer's lifetime warranty against defects in materials and workmanship to the original owner.

Fork Lowering Kit



62188 SOLD AS KIT
Fits all 41mm Showa forks from Softail, FXWG, FXDWG and Touring models from late 1997 to present.

62186 SOLD AS KIT
Fits 39mm Showa forks on Sportster, Dyna Glide (except FXDWG) and FXR models from 1987 to present.


62187 SOLD AS KIT
Fits 35mm Showa and Kayaba forks on Sportster, FX and FXR models from 1984 thru 1987.

62189 SOLD AS KIT
Fits V-Rod models from 2000 to present.

These Cruise Control® progressive rate fork springs give you an inexpensive way to lower the front end of your bike by one or two inches. Kit includes progressive rate fork springs, spacers, lowering components and fitting instructions.

Note: When installing these fork springs a careful check of the fender to frame clearance is necessary.

Fork Spring Set



62021 SOLD AS SET
Replaces 46048-84
Fits FX Softail & 4 Speed FXWG models.

- Inlet
- Exhaust

Fork Tube Plugs for Wide Glide Front Forks



62001 SOLD AS PAIR
Replaces 45776-49
Fits FL(H) Wide Glide 1949 to 1977.

Fork tube plugs with zinc finish.

- Frames
- Accessories
- Kickstands

- Front Ends

- Gas Tanks
- Accessories

- Dash
- Instruments

- Oil Tanks
- Accessories

Fork Tube Plugs for Late Wide Glide Front Forks



62009 SOLD AS PAIR
Replaces 45419-80
Fits FXWG & FXST models (except Springer models) 1977 to Present.

Chrome plated fork tube cap bolts.

- Fenders

- Engine
- Accessories

- Clutch
- Transmission
- Drive Line

- Handlebar
- Controls

- Brakes

- Forward Controls
- Footpegs
- Accessories

- Hubs
- Axles
- Wheels
- Accessories

- Lighting
- License Plate Mounts
- Accessories

- Electrical
- Accessories

- Miscellaneous

Fork Boots



63024 SOLD AS PAIR
Replaces 45420-80
Fits FXWG 1980 to 1986 & FXST 1984 to 1999.

Stock replacement large fork boots.

Cap Bolt for Wide Glide Front Forks



63012 SOLD IN PAIRS
Replaces 45754-60
Fits 1949 to 1977 FL(H) Wide Glide front forks.

Chrome plated fork cap bolt.

Upper & Lower Fork Bushings



62003 SOLD EACH
Replaces 45824-49
Upper fork bushing for 1949 to 1977 FL forks.

63010 SOLD EACH
Replaces 45823-49
Lower fork bushing for 1949 to 1977 FL forks.

Steel back with full surface bronze interior facing.

Retaining Ring for Front Fork Seals



63025 SOLD EACH
Replaces 45842-77A
Fits FL models 1949 to 1984, Softail models 1984 to Present, FXWG models 1980 to 1986 and all FXDWG models.

Fork seal retaining ring.

Fork Tube Cap Bolt for Narrow Glide Front Forks



62010 SOLD AS PAIR
Replaces 45993-73
Fits FX, FXR & XL models 1973 to 1986.

Chrome plated fork tube cap bolts.

Fork Plug Spacer Washer



62011 SOLD PACK OF 10
Replaces 5710
Fits FL models 1949 to early 1977 & FXWG models 1980 to 1983.

Chrome plated fork plug washer.

Lower Fork Leg Stop



63027 SOLD EACH
Replaces 45834-77
Fits all Softails & 4 Speed FXWG models from 1984 to Present.

Showa type lower fork stop precision machined from aluminum.

Front Fork Seals



63005 SOLD PACK OF 10
Replaces 45400-75
Fits XL & FX models from 1975 to 1983 with 35mm Showa forks.

63004 SOLD PACK OF 5
Replaces 45387-83
Fits XL, FX and FXR models 1984 to 1987 with 35mm Showa forks.

62014 SOLD EACH
Replaces 45378-87
Fits XL and FXR models 1987 to Present with 39mm Showa forks.

63006 SOLD PACK OF 10
Replaces 45852-48
Fits FL models 1949 to early 1977.

63002 SOLD AS KIT
Replaces 45849-49
Fits FL models 1949 to early 1977.

Complete front fork seal kit. Includes oil seals, "O" rings and seal washers.

62013 SOLD PACK OF 10
Replaces 45733-48
Fork oil cap seal, fits FL and FXWG models 1948 to Present.

Front Fork Oil Seals and "O" rings



27001 SOLD AS KIT (10pcs)
Replaces 45849-49
Fits FL models 1949 to early 1977.

27003 SOLD AS KIT (10pcs)
Replaces 45849-87
Fits XL & FXR models 1987 to Present with 39mm Showa forks.

27004 SOLD AS KIT (8pcs)
Replaces 45849-73
Fits XL & FX models 1973 to 1975 with 35mm Kayaba forks.

27005 SOLD AS KIT (10pcs)
Replaces 45849-75
Fits XL & FX models 1975 to 1983 with 35mm Showa forks.

27006 SOLD AS KIT (8pcs)
Replaces 45849-84
Fits FXWG, FLT, FLHT & Softail models 1984 to Present.

27007 SOLD AS KIT (6pcs)
Replaces 45849-77
Fits FL models late 1977 to 1983 & FXWG, FLT & FLHT models 1980 to 1983.

Big Twin Fork Tube Covers



62036 SOLD IN PAIRS
Replaces 45963-97
Fits 1949 to 1988 FL models, 1980 to 1999 FLT, FLHT and FLHR models. Will also fit all FLSTC, FLSTF and FLSTN models.

Nicely chromed stock length fork tube covers.

62037 SOLD IN PAIRS
Fits custom applications.

Nicely chromed 2" over stock length fork tube covers.

62038 SOLD IN PAIRS
Fits custom applications.

Nicely chromed 4" over stock length fork tube covers.

Billet Brake Hose Clamp



67165 SOLD EACH
Fits all models and custom applications

Roger Bergei from A/C Precision has done it again by coming up with a simple but effective answer to clamp down your front brake hose. By machining a close tolerance polished billet clamp that simply snaps onto your 41mm fork leg, you can keep your braided brake hose from scratching expensive paint work. Just like magic. Nothing to drill or tap. An inexpensive answer to keeping that hose from flapping around in the breeze.

- Inlet
- Exhaust

- Frames
- Accessories
- Kickstands

- Front Ends

- Gas Tanks
- Accessories

- Dash
- Instruments

- Oil Tanks
- Accessories

- Fenders

- Engine
- Accessories

- Clutch
- Transmission
- Drive Line

- Handlebar
- Controls

- Brakes

- Forward Controls
- Footpegs
- Accessories

- Hubs
- Axles
- Wheels
- Accessories

- Lighting
- License Plate Mounts
- Accessories

- Electrical
- Accessories

- Miscellaneous

- Inlet
- Exhaust

Spectro Fork Oil



32014 SOLD IN CASE OF 12 x 12 OZ BOTTLES
15w fork oil using Showa, Kayaba and Marzocchi forks.

Spectro fork oils are formulated specifically for both conventional and inverted cartridge style forks. Blended high V.I. petroleum base oils combine with anti-foaming additives and an anti-wear additive system to fight fade and wear due to both heat and aeration.

- ◆ "Zero stiction" additive package
- ◆ Anti-foaming system

Spectro Heavy Duty Fork Oil



32016 SOLD IN CASE OF 12 x 1 QUART BOTTLES
40w heavy duty fork oil.

32015 SOLD IN CASE OF 12 x 1 QUART BOTTLES
20w type E fork oil.

Spectro heavy duty fork oils deliver superior damping and long lasting lubrication tanks to superior base product combined with anti-foaming, anti-rust and anti-corrosion additives.

- ◆ Provides exceptional temperature stability, minimizes fluid leakage, resists fading
- ◆ Preserves and conditions your fork seals
- ◆ Heavy formula limits front end dive during braking
- ◆ Available in : heavy duty and type E

Spectro Waterproof #2 Grease



32012 SOLD EACH - 1lb TUB
Spectro special performance lubricant (SPL) EP waterproof #2 grease.

A multi-grade, extreme pressure grease that does not thin out at high temperatures, Spectro SPL provides superior protection in all critical applications. Ideal for use in wheel bearings, steering head bearings, and swingarm pivots.



- Frames
- Accessories
- Kickstands

- Front Ends

- Gas Tanks
- Accessories

- Dash
- Instruments

- Oil Tanks
- Accessories

- Fenders

- Engine
- Accessories

- Clutch
- Transmission
- Drive Line

- Handlebar
- Controls

- Brakes

- Forward Controls
- Footpegs
- Accessories

- Hubs
- Axles
- Wheels
- Accessories

- Lighting
- License Plate Mounts
- Accessories

- Electrical
- Accessories

- Miscellaneous

Heritage Softail and Fatboy Triple Tree



62002 SOLD AS SET
Fits Heritage Softail & Fatboy models 1986 to Present.

Show chrome plated triple tree set includes upper and lower tree and dust cover. Fully interchangeable with stock triple trees.

Big Twin Triple Tree



62030 SOLD AS SET
Replaces 45700-48 & 56121-60A
Fits Big Twin models from 1949 to 1991.

Beautifully chrome plated FLH style triple tree set including upper and lower tree and stem. Fully interchangeable with stock triple tree.

Smooth Top Triple Tree for Wide Glide Fork Legs



62005 SOLD AS SET
Fits most stock & aftermarket frames with 1-5/8" fork legs from 1949 to Present.

Beautifully chrome plated smooth top triple tree CNC machined from billet aluminum. Triple tree has removable fork stops and integrated headlight mount. Comes complete with handle bar dampers and washes.

Big Twin "Smooth" Triple Tree



62031 SOLD AS SET
Fits Big Twin models from 1949 to 1991.

Nicely chrome plated smooth triple tree set including upper and lower tree and stem. Fully interchangeable with stock triple tree.

Wicked Series Triple Trees



62156 SOLD AS KIT
Fits 41mm front ends. **0 degree** rake triple tree with **chrome plated** finish.

62157 SOLD AS KIT
Fits 41mm front ends. **4 degree** rake triple tree with **chrome plated** finish.

62158 SOLD AS KIT
Fits 41mm front ends. **6 degree** rake triple tree with **chrome plated** finish.

62159 SOLD AS KIT
Fits 41mm front ends. **0 degree** rake triple tree with **Black anodized** finish.

62160 SOLD AS KIT
Fits 41mm front ends. **4 degree** rake triple tree with **Black anodized** finish.

62161 SOLD AS KIT
Fits 41mm front ends. **6 degree** rake triple tree with **Black anodized** finish.

Trees feature internal fork stops. The upper and lower plates are 1.5" thick to ensure against fork flex, and the top tree has the clean look where fork tube plugs are built-in. Includes adapters, cups, and internal stop plate. These trees are Wicked - BAD !

- Inlet
- Exhaust

- Frames
- Accessories
- Kickstands

- Front Ends

- Gas Tanks
- Accessories

- Dash
- Instruments

- Oil Tanks
- Accessories

- Fenders

- Engine
- Accessories

- Clutch
- Transmission
- Drive Line

- Handlebar
- Controls

- Brakes

- Forward Controls
- Footpegs
- Accessories

- Hubs
- Axles
- Wheels
- Accessories

- Lighting
- License Plate Mounts
- Accessories

- Electrical
- Accessories

- Miscellaneous

- Inlet
- Exhaust

Deuce Style Triple Tree



62073 SOLD AS SET
 Replaces 45769-00 & 45475-00
 Fits all models 1936 up, stock replacement for 2000 to Present Deuce models. Will also fit many custom applications using 41mm fork tube assemblies.

Nicely chrome plated triple tree set including upper and lower tree, stem and pinch bolts. Fully interchangeable with stock triple tree.

Billet 41mm Smooth Triple Trees



62162 SOLD AS SET
 Fits FXDWG models from 1993 thru 1999, FXWG models from 1984 thru 1986, FXST and FLST models from 1993 thru 1999.

Stock raked triple trees

62163 SOLD AS SET
 Fits FXDWG models from 1993 thru 1999, FXWG models from 1984 thru 1986, FXST and FLST models from 1993 thru 1999.

3 degree raked triple trees

62164 SOLD AS SET
 Fits FXDWG models from 1993 thru 1999, FXWG models from 1984 thru 1986, FXST and FLST models from 1993 thru 1999.

5 degree raked triple trees

Beautifully chrome plated 41mm smooth triple tree sets including upper and lower trees and stainless steel stem bolt. The top trees are made to take the rubber style riser bushing and are fully interchangeable with stock triple tree.

Billet 41mm Ball Milled Triple Trees



62165 SOLD AS SET
 Fits FXDWG models from 1993 thru 1999, FXWG models from 1984 thru 1986, FXST and FLST models from 1993 thru 1999.

Stock raked triple trees

62166 SOLD AS SET
 Fits FXDWG models from 1993 thru 1999, FXWG models from 1984 thru 1986, FXST and FLST models from 1993 thru 1999.

3 degree raked triple trees

62167 SOLD AS SET
 Fits FXDWG models from 1993 thru 1999, FXWG models from 1984 thru 1986, FXST and FLST models from 1993 thru 1999.

5 degree raked triple trees

Beautifully chrome plated 41mm ball milled triple tree sets including upper and lower trees and stainless steel stem bolt. The top trees are made to take the rubber style riser bushing and are fully interchangeable with stock triple tree.

- Frames
- Accessories
- Kickstands

- Front Ends

- Gas Tanks
- Accessories

- Dash
- Instruments

- Oil Tanks
- Accessories

- Fenders

- Engine
- Accessories

- Clutch
- Transmission
- Drive Line

- Handlebar
- Controls

- Brakes

- Forward Controls
- Footpegs
- Accessories

- Hubs
- Axles
- Wheels
- Accessories

- Lighting
- License Plate Mounts
- Accessories

- Electrical
- Accessories

- Miscellaneous

Thunder Heart Billet Aluminum Triple Trees



62100

SOLD AS SET

Fits custom applications with 41mm fork tubes.

CNC machined from billet aluminum and then beautifully polished, these Thunder Heart triple trees give an extremely clean custom look. Specially designed stainless steel fork tube plug holders replace the existing parts that install to the bottom of the top tree. Also included is a stainless steel stem nut that installs from the bottom of the lower tree. This gives a completely smooth top tree for that special look.

Billet Triple Trees



62147

SOLD AS SET

Billet aluminum triple trees 0 degree rake for 41mm forks.

62148

SOLD AS SET

Billet aluminum triple trees 4 degree rake for 41mm forks.

62149

SOLD AS SET

Billet aluminum triple trees 6 degree rake for 41mm forks.

Fits Big Twin models from 1949 onwards, Softail models from 1984 thru 1988 (when used with KW 62101 neck cup) and FXWG models from 1993 onwards. Will also fit FXR, Dyna and Sportster models from 1989 onwards when converting to 41mm forks.

One of the more popular products from Excel Components is these standard triple trees. Billet aluminum tops and bottoms, stainless steel hardware and shafts, complete with headlight mount. Serious good looks - these trees have it all.

- Inlet
- Exhaust

- Frames
- Accessories
- Kickstands

- Front Ends

- Gas Tanks
- Accessories

- Dash
- Instruments

- Oil Tanks
- Accessories

- Fenders

- Engine
- Accessories

- Clutch
- Transmission
- Drive Line

- Handlebar
- Controls

- Brakes

- Forward Controls
- Footpegs
- Accessories

- Hubs
- Axles
- Wheels
- Accessories

- Lighting
- License Plate Mounts
- Accessories

- Electrical
- Accessories

- Miscellaneous

Fat Plate "Revolution" Wide Glide Kit for FX, FXR, Sportster & Dyna Models



These European made mirror polished aluminum kits have "extra thick" 25mm (0.984") top and bottom plates with rounded top edges and machined recesses for lightness and style. Available in stock, 3 degrees and 6 degrees of rake. Raked kits allow the use of 4 to 10 inch over stock fork tubes, still keeping the bottom frame tube level with the ground, giving your bike that extended look. Machined from aircraft quality billet aluminum and comes with bottom mount headlight bracket and all necessary hardware. Available in two versions, one fits the 1977 thru 1986 FX models with 35mm (1.378") fork tubes and includes two disc spacers (can also be used for Sportster models if steering stop is modified and neck post is spaced to correct length). The other fits FXR, Sportster and Dyna Glide models with 39mm (1.535") fork tubes 1987 thru 2003 (except FXLR models). The 1987 thru 1999 kits use a difference disc spacer than the 2000 and later models.

Note: For dual disc applications order one extra spacer. If retaining stock fender, spacers will be required.

62116 SOLD AS KIT
Complete kit with **stock rake for FX models** with 35mm (1.378") fork tubes from 1977 thru 1986.

62107 SOLD AS KIT
Complete kit with **3 degree rake for FX models** with 35mm (1.378") fork tubes from 1977 thru 1986.

60022 SOLD AS KIT
Disc spacer kit for dual disc applications on **FX models** from from 1977 thru 1986 with a Fat Plate Revolution Wide Glide kit.

60027 SOLD EACH
Replacement wheel axle only. Fits **FX model** with Fat Plate Revolution Wide Glide kit.

62108 SOLD AS KIT
Complete kit with **stock rake for FXR models** from 1987 thru 1994, **Sportster models** from 1987 thru 1999 (does not fit FXLR models) and **Dyna models** 1990 thru 1999 with 39mm (1.535") front forks.

62109 SOLD AS KIT
Complete kit with **3 degree rake for FXR models** from 1987 thru 1994, **Sportster models** from 1987 thru 1999 (does not fit FXLR models) and **Dyna models** 1990 thru 1999 with 39mm (1.535") front forks.

62112 SOLD AS KIT
Complete kit with **6 degree rake for FXR models** from 1987 thru 1994, **Sportster models** from 1987 thru 1999 (does not fit FXLR models) and **Dyna models** 1990 thru 1999 with 39mm (1.535") front forks.

42020 SOLD AS KIT
Disc spacer kit for dual disc applications on **FXR models** from 1987 thru 1994, **Sportster models** from 1987 thru 1999 (does not fit FXLR models) and **Dyna models** 1990 thru 1999 with a Fat Plate Revolution Wide Glide kit. Two kits required for dual disc applications.

60026 SOLD EACH
Replacement wheel axle only. Fits **FXR, Sportster & Dyna models** with Fat Plate Revolution Wide Glide kit.

62113 SOLD AS KIT
Complete kit with **stock rake for Sportster and Dyna models** from 2000 thru 2003 with 39mm (1.535") front forks.

62114 SOLD AS KIT
Complete kit with **3 degree rake for Sportster and Dyna models** from 2000 thru 2003 with 39mm (1.535") front forks.

42021 SOLD AS KIT
Disc spacer kit for dual disc applications on **Sportster and Dyna models** from 2000 thru 2003 with a Fat Plate Revolution Wide Glide kit.

- Inlet
- Exhaust

- Frames
- Accessories
- Kickstands

- Front Ends

- Gas Tanks
- Accessories

- Dash
- Instruments

- Oil Tanks
- Accessories

- Fenders

- Engine
- Accessories

- Clutch
- Transmission
- Drive Line

- Handlebar
- Controls

- Brakes

- Forward Controls
- Footpegs
- Accessories

- Hubs
- Axles
- Wheels
- Accessories

- Lighting
- License Plate Mounts
- Accessories

- Electrical
- Accessories

- Miscellaneous

“Revolution” Wide Glide Kit for FXR Dyna Glide and Sportster Models



62102 SOLD AS KIT

Fits FXR models from 1987 thru 1994, Dyna Glide models from 1990 thru 1999 and Sportster models 1987 thru 1999 with 39mm (1.535”) fork tubes.

Complete kit with stock rake, includes one disc spacer. Dual disc models with 39mm front forks require an extra spacer (not included).

62103 SOLD AS KIT

Fits FXR models from 1987 thru 1994, Dyna Glide models from 1990 thru 1999 and Sportster models 1987 thru 1999 with 39mm (1.535”) fork tubes.

Complete kit with 3 degrees over stock rake, includes one disc spacer. Dual disc models with 39mm front forks require an extra spacer (not included).

62106 SOLD AS KIT

Fits FXR models from 1987 thru 1994, Dyna Glide models from 1990 thru 1999 and Sportster models 1987 thru 1999 with 39mm (1.535”) fork tubes.

Complete kit with 6 degrees over stock rake, includes one disc spacer. Dual disc models with 39mm (1.535”) front forks require an extra spacer (not included).

42020 SOLD AS KIT

Disc spacer kit, for double disc applications.

These European made mirror polished aluminum kits will convert your narrow front end into the “Beefy” looking Wide Glide Style. Available in stock, 3 degree and 6 degree rake. Raked kits allow the use of 4 to 10 inch over stock fork tubes while still keeping the bottom frame tube level with the ground, giving your bike that extended look. Kits are made from aircraft quality billet aluminum and include all necessary hardware.

Note: will not fit models with air supported forks, if retaining stock fender, spacers will be required.

Revolution Triple Trees for FL, FXWG & FXST Models



62104 SOLD AS SET

Fits all FL, FXWG and FXST models with Wide Glide front ends. **Stock raked Slimline triple trees.**

62105 SOLD AS SET

Fits all FL, FXWG and FXST models with Wide Glide front ends. **3 degrees over stock rake Slimline triple trees.**

62110 SOLD AS SET

Fits all FL, FXWG and FXST models with Wide Glide front ends. **Stock raked Fatty triple trees.**

62111 SOLD AS SET

Fits all FL, FXWG and FXST models with Wide Glide front ends. **3 degrees over stock rake Fatty triple trees.**

These European made custom style triple tree sets are machined from aircraft quality billet aluminum and have a mirror polished finish. They are available as a “Slimline” kit with 20mm (0.787”) thick top and bottom fork plates as well as a “Fatty” kit that features 1” thick plates for that extra beefy look. Slimline and Fatty kits are available in stock or with 3 degrees of rake. The 3 degree raked models allow the use of 4 to 6 inch extended fork tubes, which will give your front end that special “Stretched look”. Kits include show chrome stem nut, head lamp bracket and fork tube spacers.

- Inlet
- Exhaust

- Frames
- Accessories
- Kickstands

- Front Ends

- Gas Tanks
- Accessories

- Dash
- Instruments

- Oil Tanks
- Accessories

- Fenders

- Engine
- Accessories

- Clutch
- Transmission
- Drive Line

- Handlebar
- Controls

- Brakes

- Forward Controls
- Footpegs
- Accessories

- Hubs
- Axles
- Wheels
- Accessories

- Lighting
- License Plate Mounts
- Accessories

- Electrical
- Accessories

- Miscellaneous

- Inlet
- Exhaust

Steering Stops

- Frames
- Accessories
- Kickstands

- Front Ends

- Gas Tanks
- Accessories

- Dash
- Instruments

- Oil Tanks
- Accessories

- Fenders

- Engine
- Accessories

- Clutch
- Transmission
- Drive Line

- Handlebar
- Controls

- Brakes

- Forward Controls
- Footpegs
- Accessories

- Hubs
- Axles
- Wheels
- Accessories

- Lighting
- License Plate Mounts
- Accessories

- Electrical
- Accessories

- Miscellaneous



62137 SOLD AS KIT
Fits all Big Twin models.
Stainless steel top and bottom bearing cup set with hidden steering stop (A).

62138 SOLD AS KIT
Fits all XL, FXD & FXR models. Stainless steel steering stop (B).

62139 SOLD AS KIT
Fits all Duo Glide and Softail models as well as rigid frames. Stainless steel steering stop (C).

Head Cup for Sportsters



63013 SOLD EACH
Replaces 48310-30
Fits 1954 to 1977 Sportster models.

Chrome plated bearing cup for early Sportster models. Bearing cup uses a Timken style bearing and outer bearing ring.

Lower Neck Cup with Fork Stop



62101 SOLD EACH
Fits Dyna Glide and FXR lower triple tree.

Lower neck cup with machined fork stop. A 3/16" hole must be drilled in the frame using the neck cup as a guide. Neck cup includes a pin to keep the cup from rotating in the frame.

Bearing Cups



62012 SOLD AS SET
Replaces 48311-60 & 48315-60
Fits Big Twin models 1960 to Present & Sportster models 1982 to Present.

Chrome plated bearing cups for Big Twin and Sportster models.

Stainless Steel Internal Fork Stop Kit



62144 SOLD AS KIT
This internal, fork stop is made from stainless steel and keeps the forks from banging the gas tank with no tabs or brackets disturbing the smooth lines of your bike. The neck cup design offers a solid fork stop. Works with stock style bearings and seals on any big Twin frame with loose type bearing cups.

Big Twin & Sportster Head Cup



62020 SOLD EACH
Replaces 48315-60
Fits Big Twin models (except Springer models) from 1960 to 1988 & Sportster models 1982 to Present.

Chrome plated bearing cup.

Big Twin Head Cup Dust Shields



62007 SOLD EACH
Replaces 48361-80
Top dust shield, fits all Big Twin models 1960 to Present.

63011 SOLD EACH
Replaces 48365-48A
Bottom dust shield, fits all Big Twin models 1960 to Present.

62026 SOLD AS PAIR
Replaces 48365-48A & 48361-80
Top & bottom dust shield, fits all Big Twin models 1960 to Present.


Fork Lock Cover



62033 SOLD EACH
Fits FLHR 1994 up.

Nicely chrome plated fork lock cover, helps to prevent dirt entering the fork lock.

Big Twin Fork Stem Nut Cover



62029 SOLD EACH
Replaces 45670-80
Fits FLSTC, FLSTF, FXDWG and Softail models 1980 to Present.

Nicely chrome plated fork stem nut cover.

Stem Nut Lock Washer



62034 SOLD EACH
Replaces 45717-63
Fits FL, FLH & FXWG models from 1960 to early 1977.

Stem nut lock washer.

Fork Stem Bolt & Cover Kit



62194 SOLD AS KIT
Replaces 4453
Fits FLST, FXR, FXD and XL models from 1986 to present.

Nicely chrome plated fork stem cap with Zinc plated bolt and washers. 1/4" - 20 stud screws into the bolt head.

Upper Head Cone Seat



62155 SOLD EACH
Replaces 48332-48B
Fits Big Twin Wide Guild front ends from 1960 thru 1984.

Nicely chromed upper head cone seats.

Neck Bearing



62140 SOLD EACH
Replaces 48300-60
Fits Big Twin models from 1949 & later.

Tapered neck bearing.

Neck Bearing Cup



62141 SOLD EACH
Replaces 48315-60
Fits Big Twin models from 1949 & later.

Tapered neck bearing cup.

- Inlet
- Exhaust

- Frames
- Accessories
- Kickstands

- Front Ends

- Gas Tanks
- Accessories

- Dash
- Instruments

- Oil Tanks
- Accessories

- Fenders

- Engine
- Accessories

- Clutch
- Transmission
- Drive Line

- Handlebar
- Controls

- Brakes

- Forward Controls
- Footpegs
- Accessories

- Hubs
- Axles
- Wheels
- Accessories

- Lighting
- License Plate Mounts
- Accessories

- Electrical
- Accessories

- Miscellaneous

Gas Tanks & Accessories

- Inlet
- Exhaust

- Frames
- Accessories
- Kickstands

- Front Ends

- Gas Tanks
- Accessories

- Dash
- Instruments

- Oil Tanks
- Accessories

- Fenders

- Engine
- Accessories

- Clutch
- Transmission
- Drive Line

- Handlebar
- Controls

- Brakes

- Forward Controls
- Footpegs
- Accessories

- Hubs
- Axles
- Wheels
- Accessories

- Lighting
- License Plate Mounts
- Accessories

- Electrical
- Accessories

- Miscellaneous



One Piece Chopper Square Cut Gas Tank



20180 SOLD EACH

One piece chopper custom gas tank with **square cut rear**. Fits custom application, uses screw in gas cap - not included (style A & F) holds approx 4 gallons.

20192 SOLD EACH

One piece chopper custom gas tank with **square cut rear**. Fits custom application, uses pop up style gas cap - not included (style E) holds approx 4 gallons.

No expense was spared in the construction and finish quality of these gas tanks. All visible welds (when mounted on bike) have been finished and polished to give a nice smooth seamless appearance and then phosphate etched to help prevent corrosion and to give a good surface for primers to adhere.

The tank is mounted to the frame using the supplied weld on brackets. When the brackets have been installed they mount to the gas tank using a recessed rubber mounting system which isolates it from vibration and gives a nice flush look.

Comes with weld to frame brackets, rubbers and mounting hardware, stainless filler bung, stainless 13/16" (22mm) petcock outlet and stainless breather tube.

Overall length : 23.25"
 Tunnel length : 23.25"
 Tunnel width : 2.00"
 Overall width : 13.50"
 Height : 8.86"



Note : Before painting these steel gas tanks, we recommend that you mount the tank and check all frame and fork clearances. Gas tanks come with custom mountings including weld on mounting brackets. We recommend a qualified welder mounts the brackets to the frame.

Style E



All gas tanks must be pressure tested, cleaned with tank cleaner and sealer before painting to protect the final finish and prevent internal rusting during winter storage. Always install the gas tank before painting to check fork, triple tree and handlebar control clearances.

- Inlet
- Exhaust

- Frames
- Accessories
- Kickstands

- Front Ends

- Gas Tanks
- Accessories

- Dash
- Instruments

- Oil Tanks
- Accessories

- Fenders

- Engine
- Accessories

- Clutch
- Transmission
- Drive Line

- Handlebar
- Controls

- Brakes

- Forward Controls
- Footpegs
- Accessories

- Hubs
- Axles
- Wheels
- Accessories

- Lighting
- License Plate Mounts
- Accessories

- Electrical
- Accessories

- Miscellaneous

One Piece 3" Stretched "Smoothie" Custom Gas Tank



20162 SOLD EACH

Fits Custom applications, uses screw in gas cap - not included (style A & F) holds approx 4 gallons.

20163 SOLD EACH

Fits Custom applications, uses pop-up style gas cap - not included (style E) holds approx 4 gallons.

No expense was spared in the construction and finish quality of these gas tanks. Instead of the usual butt welded construction they incorporate joggle lap and lap joints through out. This results in a much stronger gas tank without the worry of compromising the structural strength while providing a smooth surface finish. The joggle lap joints also allow the tunnel plate to be sunken below the bottom surface of the tank making grinding of the welds unnecessary.

The tank is mounted to the frame using the supplied weld on brackets. When the brackets have been installed they mount to the gas tank using a recessed rubber mounting system which isolates it from vibration and gives a nice flush look. The gas tank has a grey phosphate etched finish to help prevent corrosion and to give a good surface for primers to adhere.

Comes with weld to frame brackets, rubbers and mounting hardware, stainless filler bung, stainless 13/16" (22mm) petcock outlet, stainless breather tube and stainless rear mounted gas crossovers tapped for 1/8" - 27 NPT unions.

Overall length : 22.24"
 Tunnel length : 19.21"
 Seat pocket length : 3.03"
 Tunnel width : 3.48"
 Overall width : 14.00"
 Height : 9.3"



Note : Before painting these steel gas tanks, we recommend that you mount the tank and check all frame and fork clearances. Gas tanks come with custom mountings including weld on mounting brackets. We recommend a qualified welder mounts the brackets to the frame.



All gas tanks must be pressure tested, cleaned with tank cleaner and sealer before painting to protect the final finish and prevent internal rusting during winter storage. Always install the gas tank before painting to check fork, triple tree and handlebar control clearances.

One Piece 2" Stretched Softail Style Custom Gas Tank



20184 SOLD EACH

One piece 2" stretched Softail style custom gas tank
Fits custom applications, uses screw in gas cap - not included
(style A & F) holds approx 4 gallons.

20185 SOLD EACH

One piece 2" stretched Softail style custom gas tank
Fits custom applications, uses pop up style gas cap - not included
(style E) holds approx 4 gallons.

No expense was spared in the construction and finish quality of these gas tanks. All visible welds (when mounted on bike) have been finished and polished to give a nice smooth seamless appearance and then phosphate etched to help prevent corrosion and to give a good surface for primers to adhere.

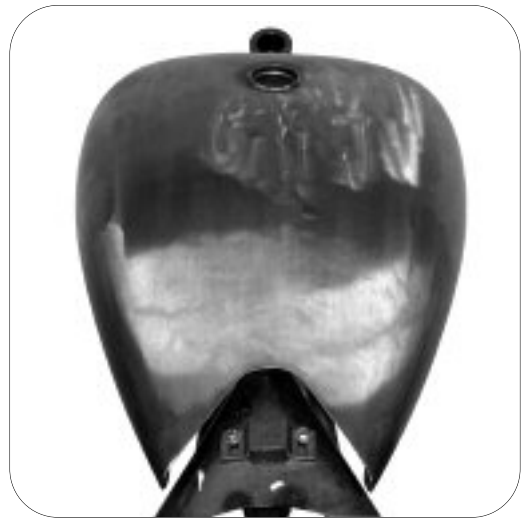
The tank is mounted to the frame using either the supplied weld on front and rear brackets, or one of the weld on front brackets and the supplied Softail horse shoe style rear bracket. When the brackets have been installed they mount to the gas tank using a recessed rubber mounting system which isolates it from vibration and gives a nice flush look.

Comes with weld to frame brackets, Softail horse shoe style rear bracket, rubbers and mounting hardware, stainless filler bung, stainless 13/16" (22mm) petcock outlet and stainless breather tube.

Overall length : 23.28"
Tunnel length : 19.70"
Seat Pocket : 3.58"
Tunnel width : 2.00"
Overall width : 16.18"
Height : 8.19"



Note : Before painting these steel gas tanks, we recommend that you mount the tank and check all frame and fork clearances. Gas tanks come with custom mountings including weld on mounting brackets. We recommend a qualified welder mounts the brackets to the frame.



- Inlet
- Exhaust

- Frames
- Accessories
- Kickstands

- Front Ends

- Gas Tanks
- Accessories

- Dash
- Instruments

- Oil Tanks
- Accessories

- Fenders

- Engine
- Accessories

- Clutch
- Transmission
- Drive Line

- Handlebar
- Controls

- Brakes

- Forward Controls
- Footpegs
- Accessories

- Hubs
- Axles
- Wheels
- Accessories

- Lighting
- License Plate Mounts
- Accessories

- Electrical
- Accessories

- Miscellaneous

All gas tanks must be pressure tested, cleaned with tank cleaner and sealer before painting to protect the final finish and prevent internal rusting during winter storage. Always install the gas tank before painting to check fork, triple tree and handlebar control clearances.

- Inlet
- Exhaust
- Frames
- Accessories
- Kickstands
- Front Ends
- Gas Tanks
- Accessories
- Dash
- Instruments
- Oil Tanks
- Accessories
- Fenders
- Engine
- Accessories
- Clutch
- Transmission
- Drive Line
- Handlebar
- Controls
- Brakes
- Forward Controls
- Footpegs
- Accessories
- Hubs
- Axles
- Wheels
- Accessories
- Lighting
- License Plate Mounts
- Accessories
- Electrical
- Accessories
- Miscellaneous

One Piece Custom Gas Tank



20168 SOLD EACH
 Fits custom application, uses screw in gas cap - not included (style A & F) holds approx 3.5 gallons.

20169 SOLD EACH
 Fits custom application, uses pop-up style gas cap - not included (style E) holds approx 3.5 gallons.

No expense was spared in the construction and finish quality of these gas tanks. All visable welds (when mounted on bike) have been finished and polished to give a nice smooth seamless appearance and then phosphate etched to help prevent corrosion and to give a good surface for primers to adhere.

The tank is mounted to the frame using the supplied weld on brackets. When the brackets have been installed they mount to the gas tank using a recessed rubber mounting system which isoates it from vibration and gives a nice flush look.

Comes with weld to frame brackets, rubbers and mounting hardware, stainless filler bung, stainless 13/16" (22mm) petcock outlet and stainless breather tube.

Overall length : 21.25"
 Tunnel length : 21.25"
 Tunnel width : 3.25"
 Overall width : 14.00"
 Height : 9.00"



Note : Before painting these steel gas tanks, we recommend that you mount the tank and check all frame and fork clearances. Gas tanks come with custom mountings including weld on mounting brackets. We recommend a qualified welder mounts the brackets to the frame.



All gas tanks must be pressure tested, cleaned with tank cleaner and sealer before painting to protect the final finish and prevent internal rusting during winter storage. Always install the gas tank before painting to check fork, triple tree and handlebar control clearances.

Stretched Pro Image I Gas Tank



20178 SOLD EACH

Fits custom application, uses late 96 thru 05 screw in gas cap - not included (style A & F) holds approx 4.7 gallons.

20179 SOLD EACH

Fits custom application, comes with chrome **flush mount** pop-up gas cap (style E as shown) holds approx 4.7 gallons.

Smooth looking stretched chopper tanks to enhance the looks of any high neck chopper frame. Also looks good on any frame with 4" stretched down tubes and 3" or more stretch in the back bone. The rear of these tanks are tapped 1/8" - 27 NPT to take a fuel crossover line, and must be used with a 13/16" (22 mm) petcock.

The tank is mounted to the frame using the supplied weld on brackets. When the brackets have been installed they mount to the gas tank using a recessed rubber mounting system which isolates it from vibration and gives a nice flush look. Comes with weld to frame brackets, rubbers and mounting hardware.

Overall length : 23.00"
 Tunnel length : 23.00"
 Tunnel width : 2.04"
 Overall width : 12.50"
 Height : 9.00"

Note : Before painting these steel gas tanks, we recommend that you mount the tank and check all frame and fork clearances. Gas tanks come with custom mountings including weld on mounting brackets. We recommend a qualified welder mounts the brackets to the frame.



- Inlet
- Exhaust

- Frames
- Accessories
- Kickstands

- Front Ends

- Gas Tanks
- Accessories

- Dash
- Instruments

- Oil Tanks
- Accessories

- Fenders

- Engine
- Accessories

- Clutch
- Transmission
- Drive Line

- Handlebar
- Controls

- Brakes

- Forward Controls
- Footpegs
- Accessories

- Hubs
- Axles
- Wheels
- Accessories

- Lighting
- License Plate Mounts
- Accessories

- Electrical
- Accessories

- Miscellaneous

All gas tanks must be pressure tested, cleaned with tank cleaner and sealer before painting to protect the final finish and prevent internal rusting during winter storage. Always install the gas tank before painting to check fork, triple tree and handlebar control clearances.

Stretched Pro Image II Gas Tank



20175 SOLD EACH
Fits custom application, comes with chrome **flush mount** pop-up gas cap (style E) holds approx 4.1 gallons.

20177 SOLD EACH
Fits custom application, uses late 96 thru 05 screw in gas cap - not included (style A & F) holds approx 4.1 gallons.

Smooth looking stretched chopper tanks to enhance the looks of any high neck chopper frame. Also looks good on any frame with 4" stretched down tubes and 3" or more stretch in the back bone. The rear of these tanks are tapped 1/8" - 27 NPT to take a fuel crossover line, and must be used with a 13/16" (22 mm) petcock.

The tank is mounted to the frame using the supplied weld on brackets. When the brackets have been installed they mount to the gas tank using a recessed rubber mounting system which isolates it from vibration and gives a nice flush look. Comes with weld to frame brackets, rubbers and mounting hardware.

Overall length : 22.00"
Tunnel length : 22.00"
Tunnel width : 2.04"
Overall width : 12.50"
Height : 9.00"

Note : Before painting these steel gas tanks, we recommend that you mount the tank and check all frame and fork clearances. Gas tanks come with custom mountings including weld on mounting brackets. We recommend a qualified welder mounts the brackets to the frame.



All gas tanks must be pressure tested, cleaned with tank cleaner and sealer before painting to protect the final finish and prevent internal rusting during winter storage. Always install the gas tank before painting to check fork, triple tree and handlebar control clearances.

- Inlet
- Exhaust

- Frames
- Accessories
- Kickstands

- Front Ends

- Gas Tanks
- Accessories

- Dash
- Instruments

- Oil Tanks
- Accessories

- Fenders

- Engine
- Accessories

- Clutch
- Transmission
- Drive Line

- Handlebar
- Controls

- Brakes

- Forward Controls
- Footpegs
- Accessories

- Hubs
- Axles
- Wheels
- Accessories

- Lighting
- License Plate Mounts
- Accessories

- Electrical
- Accessories

- Miscellaneous

Stretched Pro Image II Gas Tank



20176 SOLD EACH

Fits custom application, comes with chrome **raised mount** pop-up gas cap (style E) holds approx 4.1 gallons.


Smooth looking stretched chopper tanks to enhance the looks of any high neck chopper frame. Also looks good on any frame with 4" stretched down tubes and 3" or more stretch in the back bone. The rear of these tanks are tapped 1/8" - 27 NPT to take a fuel crossover line, and must be used with a 13/16" (22 mm) petcock.

The tank is mounted to the frame using the supplied weld on brackets. When the brackets have been installed they mount to the gas tank using a recessed rubber mounting system which isolates it from vibration and gives a nice flush look. Comes with weld to frame brackets, rubbers and mounting hardware.

Overall length : 22.00"
 Tunnel length : 22.00"
 Tunnel width : 2.04"
 Overall width : 12.50"
 Height : 9.00"

Note : Before painting these steel gas tanks, we recommend that you mount the tank and check all frame and fork clearances. Gas tanks come with custom mountings including weld on mounting brackets. We recommend a qualified welder mounts the brackets to the frame.

Style E



- Inlet
- Exhaust

- Frames
- Accessories
- Kickstands

- Front Ends

- Gas Tanks
- Accessories

- Dash
- Instruments

- Oil Tanks
- Accessories

- Fenders

- Engine
- Accessories

- Clutch
- Transmission
- Drive Line

- Handlebar
- Controls

- Brakes

- Forward Controls
- Footpegs
- Accessories

- Hubs
- Axles
- Wheels
- Accessories

- Lighting
- License Plate Mounts
- Accessories

- Electrical
- Accessories

- Miscellaneous

All gas tanks must be pressure tested, cleaned with tank cleaner and sealer before painting to protect the final finish and prevent internal rusting during winter storage. Always install the gas tank before painting to check fork, triple tree and handlebar control clearances.

- Inlet
- Exhaust

Fat Bob Gas Tank

- Frames
- Accessories
- Kickstands

- Front Ends

- Gas Tanks
- Accessories

- Dash
- Instruments

- Oil Tanks
- Accessories

- Fenders

- Engine
- Accessories

- Clutch
- Transmission
- Drive Line

- Handlebar
- Controls

- Brakes

- Forward Controls
- Footpegs
- Accessories

- Hubs
- Axles
- Wheels
- Accessories

- Lighting
- License Plate Mounts
- Accessories

- Electrical
- Accessories

- Miscellaneous



20002 SOLD EACH

Replaces 61218-87A & 61426-67A
Fits 4 Speed Big Twin Frames to 1984 except Softail. Takes dual cam lock type gas caps (style D) not included. Tank has a capacity of 3-1/2 gallons.

20003 SOLD EACH

Replaces 61219-83 & 61425-83
Fits 4 Speed Big Twin Frames to 1984 except Softail. Takes dual screw in type gas caps (style A & F) not included. Tank has a capacity of 3-1/2 gallons.

20004 SOLD EACH

Replaces 61213-83 & 61229-83
Fits 4 Speed Big Twin Frames to 1984 except Softail. Takes dual screw in type gas caps (style A & F) not included. Tank has a capacity of 5 gallons.

20006 SOLD EACH

Fits 4 Speed Big Twin Frames to 1984 except Softail. Takes lockable dual cam lock type gas caps (style B) included. Tank has a capacity of 5 gallons.

Original style Fat Bob gas tank made to OEM specifications. Gas tank will accept either the FX style dual dash or FL, FXWG large speedo dash. Tanks accept either cam lock, screw bung or lockable cam lock type gas caps in either 3-1/2 or 5 gallon capacity.



Mustang Gas Tank for 4 Speed Frames



20104 SOLD EACH

Fits 4 speed Big Twin models with swing arm frames 1972 to 1984, comes with paintable pop up gas cap (style E).

20105 SOLD EACH

Fits 4 speed Big Twin models with swing arm frames 1972 to 1984, comes with chrome plated pop up gas cap (style E).

large capacity one piece mustang tank for 4 speed Big Twin swing arm frames, can also be used for custom applications. Comes with all necessary hardware and accepts the stock style petcock. Tank has a capacity of 4.5 gallons.

All gas tanks must be pressure tested, cleaned with tank cleaner and sealer before painting to protect the final finish and prevent internal rusting during winter storage. Always install the gas tank before painting to check fork, triple tree and handlebar control clearances.

Flat Side Fat Bob Tank for Softails



20007 SOLD EACH
 Replaces 61218-85 & 61426-85
 Fits FXST models 1984 to 1999, Takes dual screw in style gas caps (style A & F) not included. Tank has a capacity of 3-1/2 gallons.

20068 SOLD EACH
 Replaces 61211-84A & 61228-84A
 Fits FXST models 1984 to 1999, Takes dual screw in style gas caps (style A & F) not included. Tank has a capacity of 5 gallons.

20010 SOLD EACH
 Fits FXST models 1984 to 1999, comes with Midi Aero style gas caps (style C). Tank has a capacity of 5 gallons.

A perfect reproduction of the late style flat side Fat Bob tank. Can be used for custom applications or crash repairs. Tank is available in either 3-1/2 or 5 gallon capacity's and will accept most FXST, FXWG & FL style dashes.

Stretched Flat Side Tank for Softails




20011 SOLD EACH
 Fits Softail models 1984 to 1999, Takes dual screw in type gas caps (style A & F) not included. Stock seat may need to be replaced with a narrow seat. Tank has a capacity of 5-1/2 gallons.

20012 SOLD EACH
 Fits Softail models 1984 to 1999, comes with dual lockable quick cam type gas caps (style B). Stock seat may need to be replaced with a narrow seat. Tank has a capacity of 5-1/2 gallons.

20013 SOLD EACH
 Fits Softail models 1984 to 1999, comes with lockable Midi Aero type gas caps (style C). Stock seat may need to be replaced with a narrow seat. Tank has a capacity of 5-1/2 gallons.

One piece stretched flat side gas tank for Softails will give your bike the looks normally seen on the top custom bikes. Tanks have a capacity of 5.5 gallons. Stock seat may need to be replaced with a narrow seat.



All gas tanks must be pressure tested, cleaned with tank cleaner and sealer before painting to protect the final finish and prevent internal rusting during winter storage. Always install the gas tank before painting to check fork, triple tree and handlebar control clearances.

- Inlet
- Exhaust

- Frames
- Accessories
- Kickstands

- Front Ends

- Gas Tanks
- Accessories

- Dash
- Instruments

- Oil Tanks
- Accessories

- Fenders

- Engine
- Accessories

- Clutch
- Transmission
- Drive Line

- Handlebar
- Controls

- Brakes

- Forward Controls
- Footpegs
- Accessories

- Hubs
- Axles
- Wheels
- Accessories

- Lighting
- License Plate Mounts
- Accessories

- Electrical
- Accessories

- Miscellaneous

4" Stretched Flat Side Tank for Softails



20014 SOLD EACH

Fits Softail models 1984 to 1999, takes dual screw in type gas caps (style A & F) not included. Stock seat will need to be replaced with a narrow seat. Tank has a capacity of 5-1/2 gallons.

20015 SOLD EACH

Fits Softail models 1984 to 1999, comes with lockable dual quick cam type gas caps (style B). Stock seat will need to be replaced with a narrow seat. Tank has a capacity of 5-1/2 gallons.

4" stretched (21-1/2" tunnel length) flat side gas tank with weld on extensions for Softail models. The extra stretch gives the tank that special narrow look. Original seat will need to be replaced with a narrow one. Tanks have a capacity of 5-1/2 gallons.

One Piece Stretched Smooth Top Gas Tank for Softail Models

NEW



20117 SOLD EACH

Fits Softail models 1984 to 1999, takes single screw in type gas caps (style A) not included. Stock seat will need to be replaced with a narrow seat. Tank has a capacity of 4.2 gallons.

This one piece stretched gas tank will give your Softail the long, slippery stretched look associated with the top Custom bike builders. The stretched section is not a weld on piece but an integral part of the tank. Its design will give your bike smooth, flowing lines and a very classy look.



Style A

Style B

Style F

All gas tanks must be pressure tested, cleaned with tank cleaner and sealer before painting to protect the final finish and prevent internal rusting during winter storage. Always install the gas tank before painting to check fork, triple tree and handlebar control clearances.

- Inlet
- Exhaust

- Frames
- Accessories
- Kickstands

- Front Ends

- Gas Tanks
- Accessories

- Dash
- Instruments

- Oil Tanks
- Accessories

- Fenders

- Engine
- Accessories

- Clutch
- Transmission
- Drive Line

- Handlebar
- Controls

- Brakes

- Forward Controls
- Footpegs
- Accessories

- Hubs
- Axles
- Wheels
- Accessories

- Lighting
- License Plate Mounts
- Accessories

- Electrical
- Accessories

- Miscellaneous

One Piece 3" Stretched Tank for Softails



20114 SOLD EACH

Fits Softail models 1984 to 1999, comes with paintable pop up gas cap (style E).

20115 SOLD EACH

Fits Softail models 1984 to 1999, comes with chrome pop up gas cap (style E).

This one piece 3" stretched gas tank (20-1/2" tunnel length) has the same kind of styling as a lot of the aluminum gas tanks on the market but comes at a much more affordable price. The rear of the gas tank has a cut out to match most narrow seats. Gas tank has a capacity of approx 3.8 gallons.

2" Stretched Gas Tank for Softail Twin Cam Models



20116 SOLD EACH

Fits carburetor equipped Softail models 2000 thru 2003, takes single screw in type gas caps (style A) not included.

This one piece flat top 2" stretched gas tank has a center mounted bung to take one OEM style screw in style gas cap. Tank has no provision to install a dash.



Style A



Style E

All gas tanks must be pressure tested, cleaned with tank cleaner and sealer before painting to protect the final finish and prevent internal rusting during winter storage. Always install the gas tank before painting to check fork, triple tree and handlebar control clearances.

- Inlet
- Exhaust

- Frames
- Accessories
- Kickstands

- Front Ends

- Gas Tanks
- Accessories

- Dash
- Instruments

- Oil Tanks
- Accessories

- Fenders

- Engine
- Accessories

- Clutch
- Transmission
- Drive Line

- Handlebar
- Controls

- Brakes

- Forward Controls
- Footpegs
- Accessories

- Hubs
- Axles
- Wheels
- Accessories

- Lighting
- License Plate Mounts
- Accessories

- Electrical
- Accessories

- Miscellaneous

- Inlet
- Exhaust

4" Stretched Smooth Top Gas Tank for Softails

- Frames
- Accessories
- Kickstands

- Front Ends

- Gas Tanks
- Accessories

- Dash
- Instruments



20021 SOLD EACH
Fits Softail models 1984 to 1999, Takes a single screw in type gas cap on the right hand side (style A & F) not included.

20024 SOLD EACH
Fits Softail models 1984 to 1999, Takes dual screw in type gas caps (style A & F) not included.

20023 SOLD EACH
Fits Softail models 1984 to 1999, comes with lockable single quick cam type gas cap on the right hand side (style B).

20022 SOLD EACH
Fits Softail models 1984 to 1999, comes with lockable dual quick cam type gas caps (style B).

20118 SOLD EACH
Fits Softail models 1984 to 1999, comes with paintable pop up gas cap (style E).

20119 SOLD EACH
Fits Softail models 1984 to 1999, comes with chrome pop up gas cap (style E).

4" stretched smooth top gas tank for Softails. These tanks have welded extensions to give your bike that long stretched look that is popular with today's bike builders. Tanks have a capacity of 4.2 gallons. Stock seat must be replaced with a narrow seat.

- Oil Tanks
- Accessories

- Fenders

- Engine
- Accessories

- Clutch
- Transmission
- Drive Line

- Handlebar
- Controls

- Brakes

- Forward Controls
- Footpegs
- Accessories

- Hubs
- Axles
- Wheels
- Accessories

- Lighting
- License Plate Mounts
- Accessories

- Electrical
- Accessories

- Miscellaneous

FXR & Dyna Quick Bob Style Smooth Top Gas Tank




20106 SOLD EACH
Fits FXR models from 1984 to 1994, comes with paintable pop up gas cap (style E).

20107 SOLD EACH
Fits FXR models from 1984 to 1994, comes with chrome pop up gas cap (style E).

20110 SOLD EACH
Fits Dyna Glide models 1990 to Present, comes with paintable pop up gas cap (style E).

20111 SOLD EACH
Fits Dyna Glide models 1990 to Present, comes with chrome pop up gas cap (style E).

These tanks have an improved front and rear mounting and are ideal for applications where a tank mounted speedo is not wanted.



All gas tanks must be pressure tested, cleaned with tank cleaner and sealer before painting to protect the final finish and prevent internal rusting during winter storage. Always install the gas tank before painting to check fork, triple tree and handlebar control clearances.

2" Stretched Smooth Top FXR One Piece Gas Tank



20108 SOLD EACH
Fits FXR models, comes with paintable pop up gas cap (style E).

20109 SOLD EACH
Fits FXR models, comes with chrome pop up gas cap (style E).

This one piece FXR gas tank will give you the flowing lines and stretched looks of today's custom cycles. The stretch is obtained during the initial manufacturing process and not by using weld on sections. The tank tunnel measures 23-1/8" long, has a seat pocket in the rear section to fit most narrow seats and has a capacity of 4.2 gallons.

2" Stretched Smooth Top Dyna Model One Piece Gas Tank



20112 SOLD EACH
Fits Dyna Glide models, comes with paintable pop up gas cap (style E).

20113 SOLD EACH
Fits Dyna Glide models, comes with chrome pop up gas cap (style E).

This one piece center fill Dyna gas tank will give you the stretched looks and flowing lines associated with Low Rider custom bikes. The stretch (21-1/8" tunnel length) is obtained during the initial manufacturing process and not by using weld on sections. The tank has a capacity of 4.2 gallons and has a seat pocket in the rear section to fit most narrow seats.



Rolled Edge Gas Tank for Sportsters



20029 SOLD EACH
Fits Sportster models from 1982 to 1994, takes a screw in type gas cap (style A & F) not included.

20030 SOLD EACH
Fits Sportster models from 1982 to 1994, comes with lockable Midi Aero gas cap (style C).

20097 SOLD EACH
Fits Sportster models from 1982 to 1994, comes with chrome pop up gas cap (style E).

20028 SOLD EACH
Fits Sportster models from 1995 thru 2003, takes a screw in gas cap (style A & F) not included.

20031 SOLD EACH
Fits Sportster models from 1995 thru 2003, comes with lockable Midi Aero gas cap (style C).

20098 SOLD EACH
Fits Sportster models from 1995 thru 2003, comes with paintable pop up gas cap (style E).

Late style rolled edge peanut gas tank comes with mounting hardware and rubber grommets. Can be used for repairs or updating earlier Sportster models. Tank has a 19.75" tunnel length, 2-1/8" backbone width, is 10.75" wide and 9" high with a capacity of 3.4 gallons.

- Inlet
- Exhaust

- Frames
- Accessories
- Kickstands

- Front Ends

- Gas Tanks
- Accessories

- Dash
- Instruments

- Oil Tanks
- Accessories

- Fenders

- Engine
- Accessories

- Clutch
- Transmission
- Drive Line

- Handlebar
- Controls

- Brakes

- Forward Controls
- Footpegs
- Accessories

- Hubs
- Axles
- Wheels
- Accessories

- Lighting
- License Plate Mounts
- Accessories

- Electrical
- Accessories

- Miscellaneous

All gas tanks must be pressure tested, cleaned with tank cleaner and sealer before painting to protect the final finish and prevent internal rusting during winter storage. Always install the gas tank before painting to check fork, triple tree and handlebar control clearances.

- Inlet
- Exhaust

Peanut Style Sportster Gas Tank

- Frames
- Accessories
- Kickstands

- Front Ends

- Gas Tanks
- Accessories



- Dash
- Instruments

20048 SOLD EACH

Replaces 61023-93

Fits 1993 to 1994 Sportster models, takes a cam lock type gas cap (style D not included and not pictured).

- Oil Tanks
- Accessories

20083 SOLD EACH

Fits Sportster models from 1993 to 1994, comes with chrome pop up gas cap (style E).

- Fenders

Peanut style Sportster gas tanks with a tunnel length of 16-3/4" and OEM style mountings. Tank has a capacity of 2.25 gallons.

- Engine
- Accessories

- Clutch
- Transmission
- Drive Line

- Handlebar
- Controls

- Brakes

- Forward Controls
- Footpegs
- Accessories

- Hubs
- Axles
- Wheels
- Accessories

- Lighting
- License Plate Mounts
- Accessories

- Electrical
- Accessories

- Miscellaneous

Peanut Style Sportster Gas Tank with Improved Rubber Mounts



20026 SOLD EACH

Replaces 61348-96A

Fits 1995 thru 2003 Sportster models, takes a screw in type gas cap (style A & F not included).

20084 SOLD EACH

Fits Sportster models from 1995 thru 2003, comes with paintable pop up gas cap (style E, not pictured).

20085 SOLD EACH

Fits Sportster models from 1995 thru 2003, comes with chrome plated pop up gas cap (style E, not pictured).

20058 SOLD IN PACK OF 6

Replaces 11447 & 5775

Gas tank rubber replacement grommets.

These upgraded peanut style Sportster gas tanks have a tunnel length of 16-3/4" and an improved rubber mount to isolate the tank from the engine vibration. Tank has a capacity of 2.25 gallons.



All gas tanks must be pressure tested, cleaned with tank cleaner and sealer before painting to protect the final finish and prevent internal rusting during winter storage. Always install the gas tank before painting to check fork, triple tree and handlebar control clearances.

King Sportster Gas Tank



20067 SOLD EACH
Fits Sportster models from 1954 to 1978, takes a cam lock type gas cap (style D) not included.


20089 SOLD EACH
Fits Sportster models from 1954 to 1978, comes with chrome plated pop up gas cap (style E).

20090 SOLD EACH
Fits Sportster models from 1982 to 1994, comes with paintable pop up gas cap (style E).

20091 SOLD EACH
Fits Sportster models from 1982 to 1994, comes with chrome plated pop up gas cap (style E).

King Sportster gas tank a popular choice of many custom builders. Will mount to the stock frame on all Sportsters from 1954 to 1994 including Evolution models. Gas tank is approx 2" wider than stock and has a 3-1/4 gallon capacity for those extra miles.

Rubber Mount King Sportster Gas Tank



20073 SOLD EACH
Fits Sportster models from 1982 to 1994, comes with single quick cam lockable gas cap (style B).

20092 SOLD EACH
Fits Sportster models from 1982 to 1994, comes with single paintable pop up gas cap (style E).

20075 SOLD EACH
Fits Sportster models from 1995 thru 2003, for single screw in type gas cap (style A & F) not included.

20094 SOLD EACH
Fits Sportster models from 1995 thru 2003, comes with single paintable pop up gas cap (style E).

20095 SOLD EACH
Fits Sportster models from 1995 thru 2003, comes with single chrome plated pop up gas cap (style E).

These King size Sportster gas tanks are 15-1/2" long and 10-11/16" wide. They come with rubber mounts to help isolate it from vibration, a popular choice of many custom builders. Will mount to the stock frame on all Sportsters from 1982 to Present including Evolution models. Gas tank has a larger 3-1/4 gallon capacity for those extra miles.



All gas tanks must be pressure tested, cleaned with tank cleaner and sealer before painting to protect the final finish and prevent internal rusting during winter storage. Always install the gas tank before painting to check fork, triple tree and handlebar control clearances.

- Inlet
- Exhaust

- Frames
- Accessories
- Kickstands

- Front Ends

- Gas Tanks
- Accessories

- Dash
- Instruments

- Oil Tanks
- Accessories

- Fenders

- Engine
- Accessories

- Clutch
- Transmission
- Drive Line

- Handlebar
- Controls

- Brakes

- Forward Controls
- Footpegs
- Accessories

- Hubs
- Axles
- Wheels
- Accessories

- Lighting
- License Plate Mounts
- Accessories

- Electrical
- Accessories

- Miscellaneous

- Inlet
- Exhaust

- Frames
- Accessories
- Kickstands

- Front Ends

- Gas Tanks
- Accessories

- Dash
- Instruments

- Oil Tanks
- Accessories

- Fenders

- Engine
- Accessories

- Clutch
- Transmission
- Drive Line

- Handlebar
- Controls

- Brakes

- Forward Controls
- Footpegs
- Accessories

- Hubs
- Axles
- Wheels
- Accessories

- Lighting
- License Plate Mounts
- Accessories

- Electrical
- Accessories

- Miscellaneous

Extended Peanut Style Gas Tank for Sportster Models



20076 SOLD EACH
 Fits 1995 thru 2003 models, gas tank takes a screw in type cap (style A & F) not included.

Extended original classic style Peanut gas tank, gives a sleeker look and adds extra fuel capacity. Gas tank has a capacity of 3.25 gallons.

Sport Bob One Piece Gas Tank for Sportster Models



20027 SOLD EACH
 Fits Sportster models 1982 thru 2003. Takes dual screw in type gas caps (style A & F) not included (not pictured).

20103 SOLD EACH
 Fits Sportster models from 1982 thru 2003, comes with chrome plated pop up gas cap (style E).

These Sport Bob tanks have an improved rubber mount at the front and rear, they are designed to mount to the original fixings. Tank has a capacity of 3.8 gallons.

One Piece 2" Stretched Sport Bob Gas Tank for Sportster Models



20057 SOLD EACH
 Fits Sportster models 1982 thru 2003, takes a single screw in type gas cap (style A & F) not included.

20055 SOLD EACH
 Fits Sportster models 1982 thru 2003, takes dual screw in type gas caps (style A & F) not included.

20051 SOLD EACH
 Fits Sportster models 1982 thru 2003, takes dual lockable quick cam type gas cap (style B) not included.

20100 SOLD EACH
 Fits Sportster models from 1982 thru 2003, comes with paintable pop up gas cap (style E).

20101 SOLD EACH
 Fits Sportster models from 1982 thru 2003, comes with chrome plated pop up gas cap (style E).

These one piece 2" stretched gas tanks have a tunnel length of 19". They will give your Sportster the looks normally seen on the top custom bikes. The stretched section is part of the original steel and not a weld on section. Tanks have a capacity of 4 gallons and come complete with mounting hardware.

Note: 1995 thru 2003 Sportster models need our switch and coil relocation kit part# **20033**



All gas tanks must be pressure tested, cleaned with tank cleaner and sealer before painting to protect the final finish and prevent internal rusting during winter storage. Always install the gas tank before painting to check fork, triple tree and handlebar control clearances.

Late Sportster style Gas Tank



20166 SOLD EACH
Replaces 62213-05
Fits Sportster models from 2004 to present, uses screw in gas cap - not included (style A & F) holds approx 3.5 gallons.


20167 SOLD EACH
Replaces 62213-05
Fits Sportster models from 2004 to present, uses pop-up style gas cap - not included (style E) holds approx 3.5 gallons.

No expense was spared in the construction and finish quality of these gas tanks. All visible welds (when mounted on bike) have been finished and polished to give a nice smooth seamless appearance and then phosphate etched to help prevent corrosion and to give a good surface for primers to adhere.

Overall length : 23.75"
Tunnel length : 21.25"
Tunnel width : 3.25"
Overall width : 14.00"
Height : 9.00"



Note : Before painting these steel gas tanks, we recommend that you mount the tank and check all frame and fork clearances.



Universal Bobber Style Tank



20181 SOLD EACH
Fits custom applications uses spinner gas cap (style G) holds approx 2.4 gallons.

Bobber style gas tank with indented sides to add a touch of style. Tanks come with weld-on mounting brackets, which are recessed in the bottom of the tank for that smooth hidden look.

Note : Before painting these steel gas tanks, we recommend that you mount the tank and check all frame and fork clearances.



Custom Sportster Gas Tank with Universal mounting



20080 SOLD EACH
Fits Sportster models and custom applications, comes with paintable pop up gas cap (style E).

20081 SOLD EACH
Fits Sportster models and custom applications, comes with chrome plated pop up gas cap (style E).

These gas tanks are made from heavy gauge steel and feature two sizes of petcock connecting thread to take early style petcocks with 3/8" NPT or 1/2" NPT custom petcocks. Gas tanks have a universal mount and have a capacity of approx 2.4 gallons.

20086 SOLD EACH
Fits Sportster models from 1982 to Present, comes with paintable pop up gas cap (style E).

20087 SOLD EACH
Fits Sportster models from 1982 to Present, comes with chrome plated pop up gas cap (style E).

These gas tanks are a bigger version of our custom Sportster gas tanks. They are also made from heavy gauge steel and feature two sizes of petcock connecting thread to take early style petcocks with 3/8" NPT or 1/2" NPT custom petcocks. Gas tanks have a universal mount and have a larger capacity of approx 3.1 gallons.

- Inlet
- Exhaust

- Frames
- Accessories
- Kickstands

- Front Ends

- Gas Tanks
- Accessories

- Dash
- Instruments

- Oil Tanks
- Accessories

- Fenders

- Engine
- Accessories

- Clutch
- Transmission
- Drive Line

- Handlebar
- Controls

- Brakes

- Forward Controls
- Footpegs
- Accessories

- Hubs
- Axles
- Wheels
- Accessories

- Lighting
- License Plate Mounts
- Accessories

- Electrical
- Accessories

- Miscellaneous

All gas tanks must be pressure tested, cleaned with tank cleaner and sealer before painting to protect the final finish and prevent internal rusting during winter storage. Always install the gas tank before painting to check fork, triple tree and handlebar control clearances.

- Inlet
- Exhaust

Quick Bob Rubber Mount Gas Tank for 1982 to Present Sportster Models

- Frames
- Accessories
- Kickstands

- Front Ends

- Gas Tanks
- Accessories

- Dash
- Instruments

- Oil Tanks
- Accessories

- Fenders

- Engine
- Accessories

- Clutch
- Transmission
- Drive Line

- Handlebar
- Controls

- Brakes

- Forward Controls
- Footpegs
- Accessories

- Hubs
- Axles
- Wheels
- Accessories

- Lighting
- License Plate Mounts
- Accessories

- Electrical
- Accessories

- Miscellaneous

Sport Bob 2" Stretched Rubber Mount Gas Tank for Sportster Models



20032 SOLD EACH

Fits Sportster models 1982 thru 2003 and includes an FL Speedo type dash. Takes dual screw in type gas caps (style A & F) not included.

Quick Bob tank with rubber mount to isolate the tank from the engine vibration. Comes with dash which accepts the large FL style Speedo. The dash has no ignition switch hole, so there's no need to re-wire. Tank has a capacity of 4 gallons.

20071 SOLD AS KIT

Fits Sportster models 1982 to 1994. Takes dual lockable quick cam type gas cap (style A & F).

20038 SOLD EACH

Fits Sportster models 1995 thru 2003. Comes with dual screw in type gas caps (style A & F).

20039 SOLD EACH

Fits Sportster models 1995 thru 2003. Comes with dual lockable quick cam type gas caps (style B).

This 2" Sport Bob tank will give you the stretched look you want. Gas tank comes complete with an improved rubber mounting system to isolate the engine vibrations, dash base plate, 3 light dash that takes the OEM electronic speedo, 6 post Fat Bob style ignition switch, coil relocation bracket, gas caps and all mounting hardware necessary. Tank has a capacity of 3.4 gallons (12.9 ltr).



All gas tanks must be pressure tested, cleaned with tank cleaner and sealer before painting to protect the final finish and prevent internal rusting during winter storage. Always install the gas tank before painting to check fork, triple tree and handlebar control clearances.

Universal Fat Bob Tank Mount kit



20077 SOLD AS KIT
Fits Fat Bob gas tanks for OEM or aftermarket frames.

Mounting kit for Fat Bob tanks. A precise way to mount the OEM or aftermarket Fat Bob tanks to custom or original frames that have the OEM mountings removed. Allows you to locate the bracket for visual check of the tank location on the frame and once the position is selected the whole bracket set can be welded in place.


Fat Bob Gas Tank Mounting Kit



20127 SOLD AS KIT
Fits Softail models from 1984 to 1999 and FXWG models from 1985 to 1986.

These heavy duty flat side Fat Bob mounting kits are made in the USA and come with show chromed bevel washers and countersunk allen headed bolts for a smooth custom look.

Sport Bob Gas Tank Mounting



20069 SOLD EACH
Fits 1980 to 1994 Sportster models with Sport Bob gas tanks.

Rear mounting for Sport Bob gas tanks.

Flat Side Tank Mounting Kit



20072 SOLD AS KIT
Fits 1984 to Present Softail, and all other models with split tanks from 1985 to Present.

A complete mounting kit that can be used to update your existing flat side tank mounts, or for use on custom motorcycles instead of purchasing the original parts. Comes with chrome plated beveled washers and mounting screws.

Sportster Coil & Ignition Switch Relocation Kit



20033 SOLD AS KIT
Fits Sportster models 1995 to Present (except 1998 thru 2003 Sportster 1200 model).

This kit allows you to relocate the ignition switch & coil when replacing version.


Flat Side Gas Tank Rubber Mounts



20058 SOLD IN PACK OF 6
Replaces 11447 & 5775
Fits FX 4 speed models from 1985 to 1986 and Softail models from 1984 to Present.

Replacement flat side gas tank mounts made to OEM specification.

Mounting Kit for Fat Bob Tanks



20078 SOLD AS KIT
Fits Fat Bob mounting kits on OEM 4 speed frames.

Complete mounting kit, a must when installing OEM or aftermarket Fat Bob tanks to custom or original 4 speed frames. Includes all necessary washers, spacers, bolts and nuts.

Early Frame Flat Side Gas Tank Mounting Kit



20049 SOLD AS KIT
Fits early style 4 speed Big Twin frames.

A complete easy to install kit which makes it possible to use the late style flat side gas tank on early 4 speed Big Twin frames. Kit includes all brackets and hardware.

Anti Vibration Mounts



28002 SOLD PACK OF 3
Fits custom applications.
Anti Vibration Mounts with 5/16" UNF studs.

28001 SOLD PACK OF 3
Fits custom applications.
Anti Vibration Mounts with 5/16" UNC studs.

Anti vibration mounts perfect for mounting gas tanks, oil tanks, battery boxes and all kinds of electronic parts to insulate them from vehicle vibrations.

- Inlet
- Exhaust

- Frames
- Accessories
- Kickstands

- Front Ends

- Gas Tanks
- Accessories

- Dash
- Instruments

- Oil Tanks
- Accessories

- Fenders

- Engine
- Accessories

- Clutch
- Transmission
- Drive Line

- Handlebar
- Controls

- Brakes

- Forward Controls
- Footpegs
- Accessories

- Hubs
- Axles
- Wheels
- Accessories

- Lighting
- License Plate Mounts
- Accessories

- Electrical
- Accessories

- Miscellaneous

- Inlet
- Exhaust

Gas Cap Covers




20061 SOLD EACH
Fits Harley gas caps up to 1976.

20062 SOLD EACH
Fits Harley gas caps from 1977 to 1983.

These die-cast gas cap covers come beautifully chrome plated and come in 2 sizes to fit Harley gas caps from 1976 to 1983.

Chrome Plated Aluminum Aero Style Gas Cap



20009 SOLD EACH
Fits gas tanks with Midi (3.74") Aero style **non vented** gas caps.

20008 SOLD EACH
Fits gas tanks with Midi (3.74") Aero style **vented** gas caps.

Chrome plated racing style gas caps can be used as a replacement for existing Aero style gas caps or to customize your stock tank.

Chrome Screw On Late Style Gas Caps



20063 SOLD EACH
Replaces 61102-83A
Fits R/H side (vented) of gas tank with OEM style screw type filler neck 1982 to Present.

20064 SOLD EACH
Replaces 61103-83
Fits L/H side (non vented) of gas tank with OEM style screw type filler neck 1982 to Present.

Plastic bodied gas caps with chrome plated finish and nylon threads.

Flush Mount Lockable Quick Cam Gas Caps



20005 SOLD AS SET
Vented & non vented lockable quick cam gas caps.

20065 SOLD EACH
Vented lockable quick cam gas cap.

20186 SOLD EACH
Replacement rubber gasket.

Stock Style Gas Caps



20059 SOLD EACH
Replaces 61103-36
Fits all models with vented single cap and right hand on tanks with twin caps.

20060 SOLD EACH
Replaces 61103-65
Fits all models with non vented single cap and left hand on tanks with twin caps.

Chrome plated vented and non vented OEM style cam lock gas caps.

- Frames
- Accessories
- Kickstands

- Front Ends

- Gas Tanks
- Accessories

- Dash
- Instruments

- Oil Tanks
- Accessories

- Fenders

- Engine
- Accessories

- Clutch
- Transmission
- Drive Line

- Handlebar
- Controls

- Brakes

- Forward Controls
- Footpegs
- Accessories

- Hubs
- Axles
- Wheels
- Accessories

- Lighting
- License Plate Mounts
- Accessories

- Electrical
- Accessories

- Miscellaneous

Pop Up Custom Gas Caps



20120 SOLD EACH

Fits custom applications.

Raw paintable pop up gas cap with weld in 2-5/16" OD steel bung.

20121 SOLD EACH

Fits custom applications.

Raw paintable pop up gas cap with weld in 2-5/16" OD aluminum bung.

20122 SOLD EACH

Fits custom applications.

Chrome pop up gas cap with weld in 2-5/16" OD steel bung.

20123 SOLD EACH

Fits custom applications.

Chrome pop up gas cap with weld in 2-5/16" OD aluminum bung.

These pop up gas caps give your tank that smooth custom look. Just push in the cap, twist and the cap will pop up.

Replacement Caps Only

20182 SOLD EACH

Raw finish pop up gas cap only.

20183 SOLD EACH

Chrome finish pop up gas cap only.



Stock Replacement Chrome Pop Up Gas Caps



20124 SOLD EACH

Fits as a replacement for stock screw in type gas cap.

Chrome screw in type vented pop up gas cap.

20125 SOLD EACH

Fits as a replacement for stock screw in type gas cap.

Chrome screw in type non vented pop up gas cap.

20126 SOLD AS SET

Fits as a replacement for stock screw in type gas caps.

Chrome screw in type vented and non vented pop up gas caps.

These pop up gas caps allow you to replace the stock style screw in type gas cap with these very cool looking pop up versions. Just push in the cap, twist and the cap will pop up.

Stock Replacement Black Pop Up Gas Cap



20187 SOLD EACH

Fits as a replacement for stock screw in type gas caps.

Black screw in type vented pop up gas cap.

These pop up gas caps allow you to replace the stock style screw in type gas cap with these very cool looking black pop up versions. Just push in the cap, twist and the cap will pop up.

Stock Replacement Spinner Black Gas Cap



20188 SOLD EACH

Fits as a replacement for stock screw in type gas caps.

Black screw in type vented spinner gas cap.

These spinner gas caps allow you to replace the stock style screw in type gas cap with a very cool looking cap.

- Inlet
- Exhaust

- Frames
- Accessories
- Kickstands

- Front Ends

- Gas Tanks
- Accessories

- Dash
- Instruments

- Oil Tanks
- Accessories

- Fenders

- Engine
- Accessories

- Clutch
- Transmission
- Drive Line

- Handlebar
- Controls

- Brakes

- Forward Controls
- Footpegs
- Accessories

- Hubs
- Axles
- Wheels
- Accessories

- Lighting
- License Plate Mounts
- Accessories

- Electrical
- Accessories

- Miscellaneous

- Inlet
- Exhaust

Domed Slim Line Stainless & Aluminum Gas Caps



Beautifully polished domed slim line stainless & aluminum gas caps with knurled edges for improved grip. Fits all models except FLT from 1982 & later.

20128 SOLD EACH

Vented slim line domed **stainless** gas cap for 1982 thru 1996 models.

20129 SOLD EACH

Non-vented slim line domed **stainless** gas cap for 1982 thru 1996 models.

20130 SOLD IN PAIRS

Vented & non-vented slim line domed **stainless** gas cap for 1982 thru 1996 models.

20131 SOLD EACH

Vented slim line domed **stainless** gas cap for 1996 & later models.

20132 SOLD EACH

Non-vented slim line domed **stainless** gas cap for 1996 & later models.

20133 SOLD IN PAIRS

Vented & non-vented slim line domed **stainless** gas cap for 1996 & later models.

20134 SOLD EACH

Vented slim line domed **aluminum** gas cap for 1982 thru 1996 models.

20135 SOLD EACH

Non-vented slim line domed **aluminum** gas cap for 1982 thru 1996 models.

20136 SOLD IN PAIRS

Vented & non-vented slim line domed **aluminum** gas cap for 1982 thru 1996 models.

20137 SOLD EACH

Vented slim line domed **aluminum** gas cap for 1996 & later models.

20138 SOLD EACH

Non-vented slim line domed **aluminum** gas cap for 1996 & later models.

20139 SOLD IN PAIRS

Vented & non-vented slim line domed **aluminum** gas cap for 1996 & later models.

Pointed Slim Line Stainless & Aluminum Gas Caps



Beautifully polished pointed slim line stainless & aluminum gas caps with knurled edges for improved grip. Fits all models except FLT from 1982 & later.

20140 SOLD EACH

Vented slim line pointed **stainless** gas cap for 1982 thru 1996 models.

20141 SOLD EACH

Non-vented slim line pointed **stainless** gas cap for 1982 thru 1996 models.

20142 SOLD IN PAIRS

Vented & non-vented slim line pointed **stainless** gas cap for 1982 thru 1996 models.

20143 SOLD EACH

Vented slim line pointed **stainless** gas cap for 1996 & later models.

20144 SOLD EACH

Non-vented slim line pointed **stainless** gas cap for 1996 & later models.

20145 SOLD IN PAIRS

Vented & non-vented slim line pointed **stainless** gas cap for 1996 & later models.

20146 SOLD EACH

Vented slim line pointed **aluminum** gas cap for 1982 thru 1996 models.

20147 SOLD EACH

Non-vented slim line pointed **aluminum** gas cap for 1982 thru 1996 models.

20148 SOLD IN PAIRS

Vented & non-vented slim line pointed **aluminum** gas cap for 1982 thru 1996 models.

20149 SOLD EACH

Vented slim line pointed **aluminum** gas cap for 1996 & later models.

20150 SOLD EACH

Non-vented slim line pointed **aluminum** gas cap for 1996 & later models.

20151 SOLD IN PAIRS

Vented & non-vented slim line pointed **aluminum** gas cap for 1996 & later models.

Cam Style Gas Caps



20155 SOLD IN PAIRS

Replaces 61103-36 & 61103-65
Fits all models with cam style bungs from 1936 thru 1973.

Vented & non-vented original style gas caps.

20152 SOLD EACH

Replaces 61102-73A
Fits all models with cam style bungs from 1973 thru 1982.

Vented late style gas cap.

20153 SOLD EACH

Replaces 61103-73A
Fits all models with cam style bungs from 1973 thru 1982.

non-vented late style gas cap.

20154 SOLD IN PAIRS

Replaces 61102-73A & 61103-73A
Fits all models with cam style bungs from 1973 thru 1982.

Vented & non-vented late style gas caps.

Beautifully chrome plated original & late cam style gas caps for OEM & aftermarket gas tanks.

- Frames
- Accessories
- Kickstands

- Front Ends

- Gas Tanks
- Accessories

- Dash
- Instruments

- Oil Tanks
- Accessories

- Fenders

- Engine
- Accessories

- Clutch
- Transmission
- Drive Line

- Handlebar
- Controls

- Brakes

- Forward Controls
- Footpegs
- Accessories

- Hubs
- Axles
- Wheels
- Accessories

- Lighting
- License Plate Mounts
- Accessories

- Electrical
- Accessories

- Miscellaneous

Early Style Chrome Petcock



20050 SOLD EACH
 Replaces 62129-75T (rotor type)
 Fits all models 1975 to Present, comes with nylon filter and 13/16" chrome nut with internal thread.

Reproduction of the early OEM style petcock with straight spigot. Comes with a new design of viton seal to solve the swelling problems associated with different types of fuel, including the lead free Ethanol type gas.

Late Style Chrome Petcock



20054 SOLD EACH
 Fits all models 1975 to Present, comes with filter and 13/16" chrome nut with internal thread (disc type).

Reproduction of the late OEM style petcock with straight spigot. Comes with a new design of viton seal to solve the swelling problems associated with different types of fuel, including the lead free Ethanol type gas.

High Flow Petcock with Downward Facing Spigot



Early Style Chrome Petcock



20052 SOLD EACH
 Fits all models up to 1975 with 3/8" NPT internal connector (rotor type).

OEM style petcock with 90 degree spigot. Comes with a new design of viton seal to solve the swelling problems associated with different types of fuel, including the lead free Ethanol type gas.

High Flow Petcock Left Side Spigot




20159 SOLD EACH
 Fits all models from 1975 onwards using 22mm internal thread, comes with nylon filter.

1 Litre per minute high flow Petcock with left side spigot. Comes with a new design of viton seal to solve the swelling problems associated with different types of fuel, including the lead free Ethanol type gas.

20161 SOLD EACH
 Fits all models from 1975 onwards using 22mm internal thread, comes with nylon filter.

1 Litre per minute high flow Petcock with downward facing spigot. Comes with a new design of viton seal to solve the swelling problems associated with different types of fuel, including the lead free Ethanol type gas.

Early Style Chrome Petcock



20056 SOLD EACH
 Fits all models 1975 to Present, comes with filter and 13/16" chrome nut with internal thread (disc type).

Early OEM style petcock with 90 degree spigot. Comes with a new design of viton seal to solve the swelling problems associated with different types of fuel, including the lead free Ethanol type gas.

High Flow Petcock Right Side Spigot



20160 SOLD EACH
 Fits all models from 1975 onwards using 22mm internal thread, comes with nylon filter.

1 Litre per minute high flow Petcock with right side spigot. Comes with a new design of viton seal to solve the swelling problems associated with different types of fuel, including the lead free Ethanol type gas.

- Inlet
- Exhaust

- Frames
- Accessories
- Kickstands

- Front Ends

- Gas Tanks
- Accessories

- Dash
- Instruments

- Oil Tanks
- Accessories

- Fenders

- Engine
- Accessories

- Clutch
- Transmission
- Drive Line

- Handlebar
- Controls

- Brakes

- Forward Controls
- Footpegs
- Accessories

- Hubs
- Axles
- Wheels
- Accessories

- Lighting
- License Plate Mounts
- Accessories

- Electrical
- Accessories

- Miscellaneous

- Inlet
- Exhaust

Petcocks

- Frames
- Accessories
- Kickstands

- Front Ends

- Gas Tanks
- Accessories

- Dash
- Instruments

- Oil Tanks
- Accessories

- Fenders

- Engine
- Accessories

- Clutch
- Transmission
- Drive Line

- Handlebar
- Controls

- Brakes

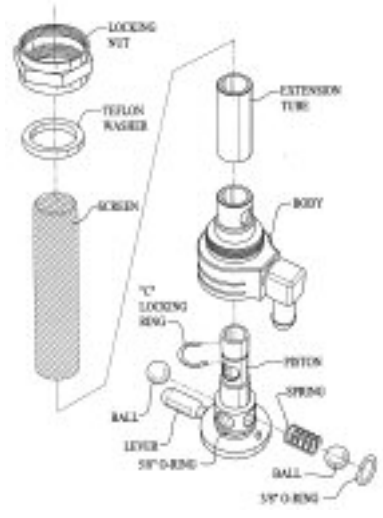
- Forward Controls
- Footpegs
- Accessories

- Hubs
- Axles
- Wheels
- Accessories

- Lighting
- License Plate Mounts
- Accessories

- Electrical
- Accessories

- Miscellaneous



20172 SOLD EACH
Ball petcocks with backward facing hose barb.

20173 SOLD EACH
Ball petcocks with downward facing hose barb.

20174 SOLD EACH
Ball petcocks with side facing hose barb.

Golan Products "NEW TECHNOLOGY" petcock. Made out of show chrome plated 360 brass with stainless steel ball bearings and components.

The ball bearing mechanism prevents a frozen valve, providing a secure seal in the "OFF" position, and our O-Ring seat secures any leaks from the petcock to the carburetor, while giving you the feeling of a firm and positive action movement.

This new petcock can easily be modified for use in low and shallow tanks, without any problem, the petcock can be mounted on the very end of the tank or any other desired location on the tank.

Stainless Fuel Filter



17022 SOLD EACH
USA made show chrome plated fuel filter with easy clean element for reuse. 0.875" long with 5-1/16" hose barbs and a 10 micron 304 stainless filter element. It won't restrict fuel flow to big carbs and is just what you need to keep fuel contamination out of your engine.

Fuel Filter



17008 SOLD EACH
Fits 5/16" Fuel line.

17009 SOLD EACH
Fits 1/4" Fuel line.

Show chromed in line fuel filter. Comes with clear housing and washable filter element.

Custom Billet Fuel Filter



17021 SOLD EACH
Show Chrome billet fuel filter for 5/16" fuel lines.

Gas Tank Filler Bung



20158 SOLD EACH

Fits OEM replacement and custom applications.

Weld in **non-vented** gas tank filler bung, can be used when building your own custom made gas tank or as a replacement for worn out OEM bungs. Takes most 1982 thru 1996 screw in style gas caps.

Steel Braided Hose



83000 SOLD IN 10' ROLL

1/4" ID oil and braided neoprene hose (use 1/4" - 5/16" PT# 83003 hose ends).

83001 SOLD IN 10' ROLL

5/16" ID oil and braided neoprene hose (use 1/4 - 5/16" PT# 83003 hose ends).

83002 SOLD IN 10' ROLL

3/8" ID oil and braided neoprene hose (use 3/8" PT# 83004 hose ends).

These gas resistant hoses are seamless neoprene inside with a steel braided outside. Available in 3 different internal diameters and come in 10' rolls.

Vented Gas Tank Filler Bung



20157 SOLD EACH

Fits OEM replacement and custom applications.

Weld in **vented** gas tank filler bung, can be used when building your own custom made gas tank or as a replacement for worn out OEM bungs. Takes most 1982 thru 1996 screw in style vented gas caps.

Round Hose Ends



83003 SOLD PACK OF 6

Chrome billet round hose ends for 1/4" and 5/16" ID hose.

83004 SOLD PACK OF 6

Chrome billet round hose ends for 3/8" ID hose.

Gas Tank Filler Bung



20156 SOLD EACH

Fits OEM replacement and custom applications.

Weld in gas tank filler bung, can be used when building your own custom made gas tank or as a replacement for worn out OEM bungs. Takes most vented cam lock style gas caps.

- Inlet
- Exhaust

- Frames
- Accessories
- Kickstands

- Front Ends

- Gas Tanks
- Accessories

- Dash
- Instruments

- Oil Tanks
- Accessories

- Fenders

- Engine
- Accessories

- Clutch
- Transmission
- Drive Line

- Handlebar
- Controls

- Brakes

- Forward Controls
- Footpegs
- Accessories

- Hubs
- Axles
- Wheels
- Accessories

- Lighting
- License Plate Mounts
- Accessories

- Electrical
- Accessories

- Miscellaneous

Cycle Tank Repair Kit



32001 SOLD AS KIT
Standard gas tank repair kit.

Cycle fuel tank repair kits have been designed for the special needs of bikes and other small fuel tanks such as recreational vehicles, snowmobiles, outboards, generators, etc. Order a cycle fuel tank repair kit today, and experience its quality and durability for yourself. Each kit contains:

Marine Clean : to remove gum, sludge, varnish

Metal Ready : to remove rust & prepare tank for sealer

U.S. Standard Tank Sealer : creates a permanently sealed tank

Cloth Patch : for sealing large holes or reinforcing weak areas

Brush : for applying patching system to exterior of tank

Detailed Instructions : to take you easily through each step of tank restoration

The U.S. Standard Fuel Tank Sealer was formulated and developed due to the demand for a high-tech sealer impervious to all fuels, including the new stage II fuels which have a high alcohol content. It has superior strength and fuel resistance, and does not contain Methyl Ethyl Ketone, a highly flammable and deadly carcinogen (cancer-causing). U.S. Standard Fuel Tank Sealer is non-flammable and is environmentally safe.

Note : Must be shipped via ground transportation (FEDEX or UPS) - cannot be shipped air.



Heavy Duty Cycle Tank Repair Kit



32000 SOLD AS KIT
Heavy duty gas tank repair kit.

These heavy duty Cycle fuel tank repair kits have been designed for those unfortunate customers who have had bad results from other inferior fuel tank sealers, we have developed these all new " Heavy Duty Cycle Tank Repair Kits ". They feature everything found in our regular Cycle Tank Repair Kits, plus a quart bottle of our famous Tank Strip to first remove that inferior coating that failed you. Each kit contains:

Tank Strip : to first remove poor quality coatings

Marine Clean : to remove gum, sludge, varnish

Metal Ready : to remove rust & prepare tank for sealer

U.S. Standard Tank Sealer : creates a permanently sealed tank

Cloth Patch : for sealing large holes or reinforcing weak areas

Brush : for applying patching system to exterior of tank

Detailed Instructions : to take you easily through each step of tank restoration

The U.S. Standard Fuel Tank Sealer was formulated and developed due to the demand for a high-tech sealer impervious to all fuels, including the new stage II fuels which have a high alcohol content. It has superior strength and fuel resistance, and does not contain Methyl Ethyl Ketone, a highly flammable and deadly carcinogen (cancer-causing). U.S. Standard Fuel Tank Sealer is non-flammable and is environmentally safe.

Note : Must be shipped via ground transportation (FEDEX or UPS) - cannot be shipped air.

- Inlet
- Exhaust

- Frames
- Accessories
- Kickstands

- Front Ends

- Gas Tanks
- Accessories

- Dash
- Instruments

- Oil Tanks
- Accessories

- Fenders

- Engine
- Accessories

- Clutch
- Transmission
- Drive Line

- Handlebar
- Controls

- Brakes

- Forward Controls
- Footpegs
- Accessories

- Hubs
- Axles
- Wheels
- Accessories

- Lighting
- License Plate Mounts
- Accessories

- Electrical
- Accessories

- Miscellaneous

Dash & Instruments



- Inlet
- Exhaust

- Frames
- Accessories
- Kickstands

- Front Ends

- Gas Tanks
- Accessories

- Dash
- Instruments

- Oil Tanks
- Accessories

- Fenders

- Engine
- Accessories

- Clutch
- Transmission
- Drive Line

- Handlebar
- Controls

- Brakes

- Forward Controls
- Footpegs
- Accessories

- Hubs
- Axles
- Wheels
- Accessories

- Lighting
- License Plate Mounts
- Accessories

- Electrical
- Accessories

- Miscellaneous

- Inlet
- Exhaust


Dash Mounting Plate - Late Style



19003 SOLD AS KIT
Fits Big Twin models from 1968 to 1995 with cast style dashes except FXDWG models.

Late style dash kit includes all hardware, spacers, circuit breaker clips, mounting screws, ignition switch, three terminal studs and five light sockets with bulbs. Hardware supplied allows the dash mounting plate to fit the standard early style Fat Bob and later style Flat Side gas tanks.


Dash Mounting Plate Cat Eye Style



19001 SOLD AS KIT
Fits all models 1947 up with Fat Bob style gas tanks. Will not fit Flat Side gas tanks.

Kit includes mounting hardware wiring and sockets.

Dash Gasket Trim



19002 SOLD EACH
Replaces 71294-47
Replacement trim rubber for two light dash as fitted to Fat Bob gas tanks.

Two Light Dash Mounting plate



19057 SOLD AS KIT
Replaces 70938-49
Mounts a two light dash to Fat Bob tanks. Kit includes a complete set of mounting hardware, wiring and sockets.

Three Light Dash Mounting plate



19056 SOLD AS KIT
Replaces 70934-59
Mounts a three light dash to Fat Bob tanks. Kit includes a complete set of mounting hardware, wiring and sockets.

Trim Rubber for FX Dash



19013 SOLD EACH
Replaces 61401-82
Fits FL models with dual tank mounted instrument housing.

Thick black rubber trim used to fill the gap between the tanks and housing, also helps to isolate the gauges from vibration.

Two Light Dash with Mounting plate



19054 SOLD AS KIT
Fits 3.5 & 5 gallon Fat Bob style tanks.

Beautifully chrome plated steel dash with mounting plate. Kit includes a complete set of mounting hardware, wiring and sockets.

Three Light Dash



19055 SOLD EACH
Fits 3.5 & 5 gallon Fat Bob style tanks. Uses the large diameter cable driven FL style speedo. **Dash only**

Beautifully chrome plated steel dash with three lights.

FX Model Chrome Dash



19004 SOLD EACH
Replaces 71301-77T
Fits FX models from 1977 to 1984 with tank mounted instruments.

Chrome plated stamped steel dash comes with trim rubber and warning light hole plugs.

19013 SOLD EACH
Replaces 61401-82
Replacement trim rubber.

- Frames
- Accessories
- Kickstands

- Front Ends

- Gas Tanks
- Accessories

- Dash
- Instruments

- Oil Tanks
- Accessories

- Fenders

- Engine
- Accessories

- Clutch
- Transmission
- Drive Line

- Handlebar
- Controls

- Brakes

- Forward Controls
- Footpegs
- Accessories

- Hubs
- Axles
- Wheels
- Accessories

- Lighting
- License Plate Mounts
- Accessories

- Electrical
- Accessories

- Miscellaneous

Cast Dash - Classic Style



19005 SOLD AS KIT
Replaces 71241-91
Fits all models from 1991 to Present with self canceling turn signals except Dyna Wide Glide models.

Beautifully chrome plated heavy duty zinc die cast dashes, duplicates of the OEM version. Comes with the light lenses, light divider and trim rubbers.

Softail Instrument Panel Kit



19026 SOLD AS KIT
Replaces 71250-00, 71313-96 & 68113-99A
Fits Softail models from 2000 & later.

Nicely chromed instrument panel including ignition switch with 2 keys & indicator light assembly.

Center Mounting Dash Bolt



19007 SOLD AS KIT
Replaces 71067-47
Fits 1941 to 1957 FL models. Can also be used when choke is not routed through the dash on custom applications.

Handlebar BrackeTree™



Cycle Performance Products have made it easy! Take your pick of just about any tach or speedo and mount them to your handlebar or riser combination with their polished aluminum BrackeTree™ and ease on down the road. That's right, their brackets now fit most gauges with the advent of Pro-Loc™ rubber isolators in different sizes.

Handlebar riser combinations	Single BrackeTree™		Dual BrackeTree™	
	2-5/8"	3-3/8"	2-5/8"	3-3/8"
Deuce risers	19027	19028	N/A	N/A
Str. risers	19029	19030	19031	19032
P/B risers	19033	19034	19035	19036
Springer risers	19037	19038	N/A	N/A
1" T-Bars	19039	19040	19041	19042
1-1/4" T-Bars	19043	19044	19045	19046
1-1/2" T-Bars	19047	19048	19049	19050

Note : All VDO 2.4" gauges require Pro-Loc rubber isolator PT# 19051 supplied each, must be ordered separately. HD 2.5" mini tach gauges require Pro-Loc rubber isolator PT# 19053 supplied each, must be ordered separately.

Dash Panel for Fat Bob Gas Tanks



20066 SOLD EACH
Fits FL & Wide Glide models up to 1984.

Show chromed dash panel to cover the gap between Fat Bob tanks.

19025 SOLD PACK OF 10
Mounting Rubber with clips.

Pro-Loc Rubber Isolators



19051 SOLD EACH
Rubber isolator for all VDO 2.4" gauges.

19053 SOLD EACH
Rubber isolator for all HD 2.5" mini tach gauges.

- Inlet
- Exhaust

- Frames
- Accessories
- Kickstands

- Front Ends

- Gas Tanks
- Accessories

- Dash
- Instruments

- Oil Tanks
- Accessories

- Fenders

- Engine
- Accessories

- Clutch
- Transmission
- Drive Line

- Handlebar
- Controls

- Brakes

- Forward Controls
- Footpegs
- Accessories

- Hubs
- Axles
- Wheels
- Accessories

- Lighting
- License Plate Mounts
- Accessories

- Electrical
- Accessories

- Miscellaneous

Handlebar Programmable Speedo Kit



19023 SOLD AS KIT
Fits custom applications.

This Thunder Heart 3-5/8" speedo is fully programmable for different wheel sizes. Speedo kit comes with a polished housing bracket for handlebar mounting, LED indicators for the turn signals, oil, high beam and neutral lights. The VDO gauge has a weatherproof and UV protective coating for a long service life.

Note: Use with our electronic wiring harness 75073 and our transmission pick up for stock size wheels 19020 or transmission pick up 19022 which is adjustable for different wheel sizes or our rear wheel pick up 19021.

Thunder Heart Electronic Wiring Harness with Controller



Lexan® Dash Kit



19017 SOLD AS KIT
Fits flatside gas tanks on all models since 1984.

These Thunder Heart kits feature chrome billet bezels and a VDO programmable electronic speedo, super strong paintable Lexan console, late style ignition switch and LED indicator lamps.

Note: Use with our electronic wiring harness 75073 and our transmission pick up for stock size wheels 19020 or transmission pick up 19022 which is adjustable for different wheel sizes or our rear wheel pick up 19021.

75073 SOLD AS KIT
Fits custom applications. Typically mounts under the gas tank, but can be mounted anywhere on the motorcycle.

Performs all fuse, relay and flasher functions in one small module. Electronic module uses surface mount technology and microprocessors which eliminate cumbersome relays and flashers. High-tech circuit interrupters are used to replace circuit breakers for a more compact and less complicated wiring harness. Industry standard AMP and Molex connectors reduce harness clutter and improve serviceability. Unit has a water resistant case and connectors for trouble free operation in all conditions. Diagnostic LED's indicate problems for easy trouble shooting. Controller has conventional brake light activation (soild "on", without flashing the turn signals). It also allows a dual filament bulb to be used three ways : tail, brake and turn light which excludes the need for a center brake light. Kit includes full harness, connectors, terminals, heat-shrink tubing and wiring diagram.

Note: Can be used with either our handlebar speedo kit 19023, Lexan dash kit 19017, plug in LED indicator unit 19018 or our plug in unit for standard indicator lamps 19019.

- Inlet
- Exhaust

- Frames
- Accessories
- Kickstands

- Front Ends

- Gas Tanks
- Accessories

- Dash
- Instruments

- Oil Tanks
- Accessories

- Fenders

- Engine
- Accessories

- Clutch
- Transmission
- Drive Line

- Handlebar
- Controls

- Brakes

- Forward Controls
- Footpegs
- Accessories

- Hubs
- Axles
- Wheels
- Accessories

- Lighting
- License Plate Mounts
- Accessories

- Electrical
- Accessories

- Miscellaneous

Incandescent Lamp Kit for use with Thunder Heart Wiring Harness



19019 SOLD AS KIT
Fits Big Twin OEM style dashes from 1971 to 1994.

This kit plugs directly into the Thunder Heart electronic wiring harness controller 75073 sold separately.

LED Kit for use with Thunder Heart Wiring Harness



19018 SOLD AS KIT
Fits custom applications with dash openings of 2-7/8" long x 7/8" wide.

Polished billet LED light strip, lets you keep all of your indicator lights with style. Light colors included 2 amber, 1 blue, 1 red and 1 green. Plugs into Thunder Hearts electronic wiring harness controller **75073**.

- Inlet
- Exhaust

- Frames
- Accessories
- Kickstands

- Front Ends

- Gas Tanks
- Accessories

- Dash
- Instruments

- Oil Tanks
- Accessories

- Fenders

- Engine
- Accessories

Transmission Pick up



19020 SOLD AS KIT
Replaces 74420-94 & 74437-96
Fits all Big Twin models from 1996 to Present.

Speedo Sensor / Transmission Inductive Pick up assembly for use with VDO Electric Speedo's when stock size rear wheel is being used.

Adjustable Transmission Pick up



19022 SOLD AS KIT
Fits all Big Twin models from 1996 to Present.

Speedo Sensor / Transmission Inductive Pick up assembly for use with Programmable VDO Electric Speedo's when a different size rear wheel is being used.

Rear Wheel Speed Pick up



19021 SOLD AS KIT
Fits custom applications.

Polished billet Speedo Sensor / Rear wheel Inductive Pick up assembly for use with Programmable VDO Electric Speedo's. This pick up works by counting the bolt heads on your pulley or sprocket and allows you to use any size rear wheel.

- Clutch
- Transmission
- Drive Line

- Handlebar
- Controls

- Brakes

- Forward Controls
- Footpegs
- Accessories

- Hubs
- Axles
- Wheels
- Accessories

- Lighting
- License Plate Mounts
- Accessories

- Electrical
- Accessories

- Miscellaneous

- Inlet
- Exhaust

Auto Meter® Pro-Cycle™ Electric Tachometers



19065 SOLD EACH

Fits custom applications. 2-5/8" (66.7mm) electric tachometer with 8,000 RPM range, works with all one or two pulse ignitions. These gauges are water and vibration resistant with beautifully chrome plated bezels and cases, they come with a black dial face, fluorescent red pointer and cobalt blue LED through the dial lighting. Matches our Auto Meter® Speedometer PT# 19062, use with our bracket trees on page 05-03 of our catalog.

19066 SOLD EACH

Fits custom applications. 2-5/8" (66.7mm) electric tachometer with 8,000 RPM range, works with all one or two pulse ignitions. These gauges are water and vibration resistant with beautifully chrome plated bezels and cases, they come with a white dial face, fluorescent red pointer and cobalt blue LED through the dial lighting. Matches our Auto Meter® Speedometer PT# 19063, use with our bracket trees on page 05-03 of our catalog.

With years of racing experience behind them, Auto Meter® style puts these units ahead of the pack.



- Frames
- Accessories
- Kickstands

- Front Ends

- Gas Tanks
- Accessories

- Dash
- Instruments

- Oil Tanks
- Accessories

- Fenders

- Engine
- Accessories

- Clutch
- Transmission
- Drive Line

- Handlebar
- Controls

- Brakes

- Forward Controls
- Footpegs
- Accessories

- Hubs
- Axles
- Wheels
- Accessories

- Lighting
- License Plate Mounts
- Accessories

- Electrical
- Accessories

- Miscellaneous

Black Face Mini Electronic Speedometer



19067 SOLD EACH

Fits all models from 1995 to 2005. Will also work with all aftermarket transmissions with electronic sender units.

Beautifully chromed 1.889" diameter 140mph black face mini electronic speedometer with LED light, digital trip meter, easy push button re-settable trip meter.

Combined Speedo & Tachometer



19008 SOLD EACH

Fits FL, FX and FXWG models with transmission drive speed unit from 1968 up.

1:1 speedo unit with solid state 6000 RPM electronic tachometer that accurately tracks engine speed by reading the coil output.

Auto Meter® Pro-Cycle™ Electric Speedometers



19062 SOLD EACH

Fits custom applications. 2-5/8" (66.7mm) electric Speedometer. 120mph configuration with easy push button recalibration and million mile LCD odometer with resettable trip meter. Works with any electronic speed sensor. These gauges are water and vibration resistant with beautifully chrome plated bezels and cases, they come with a black dial face, fluorescent red pointer and cobalt blue LED through the dial lighting. Matches our Auto Meter® Tachometer PT# 19065, use with our bracket trees on page 05-03 of our catalog.

19063 SOLD EACH

Fits custom applications. 2-5/8" (66.7mm) electric Speedometer. 120mph configuration with easy push button recalibration and million mile LCD odometer with resettable trip meter. Works with any electronic speed sensor. These gauges are water and vibration resistant with beautifully chrome plated bezels and cases, they come with a white dial face, fluorescent red pointer and cobalt blue LED through the dial lighting. Matches our Auto Meter® Tachometer PT# 19066, use with our bracket trees on page 05-03 of our catalog.

With years of racing experience behind them, Auto Meter® style puts these units ahead of the pack.



Mini Speedo MPH



19010 SOLD EACH

Fits FL models 1947 to 1967 & 1981 to 1984, FX models 1973 to Present & Sportster models 1954 to Present.

Mini 2:1 ratio MPH speedo featuring a non fluctuating, accurate gauge and 12 volt dial light. This gauge is water proof and vibration resistant.

Note: Mini speedo will not replace electronic gauges.

76119 SOLD PACK OF 10
Replacement bulbs.

Electronic Mini Speedo



19060 SOLD EACH

Fits all models from 1995 thru 2003 will also work with all aftermarket transmissions with electronic sender units.

Polished stainless steel mini electronic speedo, waterproof & vibration resistant. Features black face with 140mph indicator and 12V LED back light. Measures 2.38" diameter, 1.69" length with a 2.63" diameter bezel .

Electronic Mini Tachometer



19011 SOLD EACH

Fits all 12V models.

Tachometer is 2-1/8" high and 2-3/8" in diameter with a chrome plated case and a polished bezel.

76119 SOLD PACK OF 10

Replacement bulbs.

- Inlet
- Exhaust

- Frames
- Accessories
- Kickstands

- Front Ends

- Gas Tanks
- Accessories

- Dash
- Instruments

- Oil Tanks
- Accessories

- Fenders

- Engine
- Accessories

- Clutch
- Transmission
- Drive Line

- Handlebar
- Controls

- Brakes

- Forward Controls
- Footpegs
- Accessories

- Hubs
- Axles
- Wheels
- Accessories

- Lighting
- License Plate Mounts
- Accessories

- Electrical
- Accessories

- Miscellaneous

Sub-Sonic Mini Tach with 7 Color Display



119007 SOLD EACH

Fits all Dyna, Softail, Sportster and V-Rod models.

Sleek and compact our redesigned Sub-Sonic Mini Tach comes with a universal 1" handlebar clamp and choice of 7-color LED backlight. Beautifully chrome plated billet aluminum housing provides a stylish home for our accurate 0-8000 rpm electronic tachometer. A simple push of the button allows you to personalize your tachometer with the backlight of your choice (yellow, violet, red, green, blue, light blue and pale blue) or it can be set to rotate between all colors. Our unique tachometer attaches to any 1" handlebar and our special integrated handlebar clamp allows the electrical wires to exit through the clamp for a truly custom look. Tachometers come preassembled in housings ready to install with easy to follow detailed instructions. All necessary hardware is included. Measures 2.25" OD x 3.35" long.

Bullet Tachometer with 7 Color Display - 1" clamp



119006 SOLD EACH

Fits all Dyna, Softail, Sportster and V-Rod models.

Our chromed, snub-nosed bullet design provides a sleek, yet compact housing for our 0 - 8000 rpm electronic tachometer, delivering accurate engine data to the rider. Our unique, universal design allows for nearly limitless mounting positions on most 1" handlebars, and works with most windshields. The 3" diameter tachometer face comes with a choice of 7-color LED backlight. A simple push of the button allows you to personalize your tachometer with the backlight of your choice (yellow, violet, red, green, blue, light blue and pale blue) or it can be set to rotate between all colors. Tachometers come preassembled in housings ready to install with easy to follow detailed instructions. All necessary hardware is included.

MAFLEN
Motorcycle Accessories For Everyone

- Inlet
- Exhaust

Bullet Tachometer with White Face



119010 SOLD EACH
Fits all Dyna, Softail, Sportster and V-Rod models. **1" handlebar clamp**

119008 SOLD EACH
Fits all Dyna, Softail, Sportster and V-Rod models. **1-1/4" handlebar clamp**

Our chromed, snub-nosed bullet design provides a sleek, yet compact housing for our 0 - 8000 rpm electronic tachometer, delivering accurate engine data to the rider. Our unique, universal design allows for nearly limitless mounting positions on most handlebars, and works with most windshields. The 3" diameter tachometer face is backlit for night riding. Tachometers come preassembled in housings ready to install with easy to follow detailed instructions. All necessary hardware is included.

Note: Single-fire ignitions will require the installation of the adapter included with each tach.



Bullet Tachometer with Black Face



119011 SOLD EACH
Fits all Dyna, Softail, Sportster and V-Rod models. **1" handlebar clamp**

119009 SOLD EACH
Fits all Dyna, Softail, Sportster and V-Rod models. **1-1/4" handlebar clamp**

Our chromed, snub-nosed bullet design provides a sleek, yet compact housing for our 0 - 8000 rpm electronic tachometer, delivering accurate engine data to the rider. Our unique, universal design allows for nearly limitless mounting positions on most handlebars, and works with most windshields. The 3" diameter tachometer face is backlit for night riding. Tachometers come preassembled in housings ready to install with easy to follow detailed instructions. All necessary hardware is included.

Note: Single-fire ignitions will require the installation of the adapter included with each tach.

Softail Rear Wheel Driven Speedo Kit



67059 SOLD AS KIT
Fits Softail models 1986 to 1995 using a 16" wheel & is mounted on the left hand side of the motorcycle.

This kit removes the front wheel speedo drive and cable. It allows you to route the cable from the speedo to the rear wheel instead. Kit comes with all necessary hardware and includes a real wheel speedo drive unit with chrome plated cover, a 72-1/2" black vinyl speedo cable with 12mm connector and a zinc coated replacement bushing for the front wheel speedo drive unit.

67057 SOLD EACH
Replacement black vinyl 72-1/2" speedo cable.

Speedometer Mounting Kit



19009 SOLD IN PACK OF 10
Replaces 67067-76, 67066-76, 67069-76 & 67070-76
Fits all models with cast dash from 1968 to Present.

Mounting kit includes rubber gasket, 2 x grommets, mounting pins and clips.

- Frames
- Accessories
- Kickstands

- Front Ends

- Gas Tanks
- Accessories

- Dash
- Instruments

- Oil Tanks
- Accessories

- Fenders

- Engine
- Accessories

- Clutch
- Transmission
- Drive Line

- Handlebar
- Controls

- Brakes

- Forward Controls
- Footpegs
- Accessories

- Hubs
- Axles
- Wheels
- Accessories

- Lighting
- License Plate Mounts
- Accessories

- Electrical
- Accessories

- Miscellaneous

Transmission Driven Speedo Drive Unit



67058 SOLD EACH

Replaces 67130-69
Fits FL models 1969 to 1980, FX models 1970 to 1972 & FXWG models 1980 to 1983.

Perfect replica of the OEM transmission driven speedo drive unit.

16" Front Wheel Speedo Drive



19014 SOLD EACH

Replaces 67125-86A
Fits FLST, FLSTN & FLSTF models from 1986 to 1995 with 16" front wheels.

High quality 16" front wheel driven speedo unit.

Cable Guide



67056 SOLD EACH

Replaces 38623-68
Fits most Harley models.

Chrome plated speedo drive bracket for routing clutch or speedo cables.

Speedo Drive Units



67054 SOLD EACH

Replaces 67127-73
Fits 1973 to 1980 FX models & 1974 to 1983 XL models with Narrow Glide front wheels.

19016 SOLD EACH

Replaces 67124-80
Fits FXE / FXS 1980 to 1984 and FXR to 1984.

67053 SOLD EACH

Replaces 67120-84B
Fits 1984 to 1995 FXWG, FXST, FXSTC & FLSTF models with 21" front wheels.

67055 SOLD EACH

Replaces 67127-84A
Fits 1984 to Present FXR, FXRS & XL models with 19" Narrow Glide front wheels.

- Inlet
- Exhaust

- Frames
- Accessories
- Kickstands

- Front Ends

- Gas Tanks
- Accessories

- Dash
- Instruments

- Oil Tanks
- Accessories

- Fenders

- Engine
- Accessories

- Clutch
- Transmission
- Drive Line

- Handlebar
- Controls

- Brakes

- Forward Controls
- Footpegs
- Accessories

- Hubs
- Axles
- Wheels
- Accessories

- Lighting
- License Plate Mounts
- Accessories

- Electrical
- Accessories

- Miscellaneous

Oil Tanks & Accessories

- Inlet
- Exhaust

- Frames
- Accessories
- Kickstands

- Front Ends

- Gas Tanks
- Accessories

- Dash
- Instruments

- Oil Tanks
- Accessories

- Fenders

- Engine
- Accessories

- Clutch
- Transmission
- Drive Line

- Handlebar
- Controls

- Brakes

- Forward Controls
- Footpegs
- Accessories

- Hubs
- Axles
- Wheels
- Accessories

- Lighting
- License Plate Mounts
- Accessories

- Electrical
- Accessories

- Miscellaneous



Softail Side Fill Oil Tank



21053 SOLD EACH
Replaces 62498-89A & 62498-91
Fits Softail models from 1989 to 1999,
raw steel with grey phosphate etched
finish to help prevent corrosion.

21010 SOLD EACH
Replaces 62498-89A & 62498-91
Fits Softail models from 1989 to 1999,
black powder coated finish.

21006 SOLD EACH
Replaces 62498-89A & 62498-91
Fits Softail models from 1989 to 1999,
chrome plated.

21004 SOLD EACH
Replaces 62498-89A & 62498-91
Fits Softail models from 1989 to 1999,
mirror polished **stainless steel**.

Replacement oil tank in raw steel,
powder coat, chrome or mirror polished
stainless steel finish to fit stock frame
or for use in customizing.

Winged Softail Side Fill Oil Tank



21054 SOLD EACH
Fits Softail models from 1989 to 1999,
raw steel with grey phosphate etched
finish to help prevent corrosion.

21011 SOLD EACH
Fits Softail models from 1989 to 1999,
black powder coated finish.

21007 SOLD EACH
Fits Softail models from 1989 to 1999,
chrome plated.

21005 SOLD EACH
Fits Softail models from 1989 to 1999,
mirror polished **stainless steel**.

Winged oil tank in raw steel, powder
coat, chrome or mirror polished stainless
steel finish. The wings help to close the
gap between the oil tank and the stock
frame. Can be used for custom
applications.

2000 Up Softail Side Fill Oil Tank



21055 SOLD EACH
Replaces 62492-00, 62498-00 &
62840-00
Fits Softail models 2000 & later, **raw
steel** with grey phosphate etched
finish to help prevent corrosion. Comes
with OEM type connectors.

21056 SOLD EACH
Fits Softail models 2000 & later, **raw
steel** with grey phosphate etched
finish to help prevent corrosion. Comes
with 1/8" NPT connectors instead of
the OEM type to allow you to use
rubber or braided steel oil lines.

21008 SOLD EACH
Replaces 62492-00, 62498-00 &
62840-00
Fits Softail models 2000 to Present,
black powder coated finish with
OEM type connectors.

21002 SOLD EACH
Replaces 62492-00, 62498-00 &
62840-00
Fits Softail models 2000 to Present,
mirror polished **stainless steel** with
OEM type connectors.

21003 SOLD EACH
Fits Softail models 2000 to Present,
mirror polished **stainless steel**.

Comes with 1/8" NPT connectors
instead of the OEM type to allow you
to use rubber or braided steel oil lines.

- Inlet
- Exhaust

- Frames
- Accessories
- Kickstands

- Front Ends

- Gas Tanks
- Accessories

- Dash
- Instruments

- Oil Tanks
- Accessories

- Fenders

- Engine
- Accessories

- Clutch
- Transmission
- Drive Line

- Handlebar
- Controls

- Brakes

- Forward Controls
- Footpegs
- Accessories

- Hubs
- Axles
- Wheels
- Accessories

- Lighting
- License Plate Mounts
- Accessories

- Electrical
- Accessories

- Miscellaneous



- Inlet
- Exhaust

4 Speed Big Twin Oil Tank

- Frames
- Accessories
- Kickstands



- Front Ends

- Gas Tanks
- Accessories

- Dash
- Instruments

- Oil Tanks
- Accessories

21016 SOLD EACH

Fits 4 speed FL, FX & FXE swingarm frames from 1965 to 1983. Chrome plated finish.

These USA made 3.5 quart oil tanks are TIG welded, pressure tested and then beautifully chrome plated for a perfect finish. The oil return line routes the oil to the left hand side of the tank to give improved circulation and cooler oil temperatures. Accepts electric start FXE or Softail batteries.

- Fenders

- Engine
- Accessories

- Clutch
- Transmission
- Drive Line

- Handlebar
- Controls

- Brakes

- Forward Controls
- Footpegs
- Accessories

- Hubs
- Axles
- Wheels
- Accessories

- Lighting
- License Plate Mounts
- Accessories

- Electrical
- Accessories

- Miscellaneous

21017 SOLD EACH

Replaces 62498-89A
Fits Softails from 1986 to 1999 & Rigid style frames.
Chrome plated finish.

These 3 quart horse shoe oil tanks are made in the USA. They are TIG welded, pressure tested and then either beautifully chrome plated or left with a raw steel finish. The oil return line routes the oil to the left hand side of the tank to give improved circulation and cooler oil temperatures.

4 Speed Big Twin Oil Tank with Filter



21026 SOLD EACH

Fits 4 speed FL, FX & FXE swingarm frames from 1965 to 1983. Raw steel finish.

21020 SOLD EACH

Fits 4 speed FL, FX & FXE swingarm frames from 1965 to 1983. Chrome plated finish.

These made in the USA 3.5 quart oil tanks are TIG welded, pressure tested and then either beautifully chrome plated or left with a raw steel finish. They come with an integral spin on oil filter and the oil return line routes oil to the left hand side of the tank to give improved circulation and cooler oil temperatures. Accepts electric start FXE or Softail batteries.

Side Fill Softail & Rigid Oil Tank



21018 SOLD EACH

Replaces 62498-89A
Fits Softails from 1986 to 1999 & Rigid style frames.
Raw steel finish.

21017 SOLD EACH

Replaces 62498-89A
Fits Softails from 1986 to 1999 & Rigid style frames.
Chrome plated finish.

These 3 quart horse shoe oil tanks are made in the USA. They are TIG welded, pressure tested and then either beautifully chrome plated or left with a raw steel finish. The oil return line routes the oil to the left hand side of the tank to give improved circulation and cooler oil temperatures.

Center Fill Softail & Rigid Oil Tank



21023 SOLD EACH

Fits Softails from 1986 to 1999 & Rigid style frames.
Raw steel finish.

21019 SOLD EACH

Fits Softails from 1986 to 1999 & Rigid style frames.
Chrome plated finish.

These 3 quart center fill horse shoe oil tanks are made in the USA. They are TIG welded, pressure tested and then either beautifully chrome plated or left with a raw steel finish. The oil return line routes the oil to the left hand side of the tank to give improved circulation and cooler oil temperatures.

Winged Side Fill Softtail & Rigid Oil Tank



21021 SOLD EACH

Fits Softails from 1986 to 1999 & Rigid style frames.
Chrome plated finish.

These 3 quart winged horse shoe oil tanks are made in the USA. They are TIG welded, pressure tested and then beautifully chrome plated for a perfect finish. The oil return line routes the oil to the left hand side of the tank to give improved circulation and cooler oil temperatures.

Winged Side Fill Softtail & Rigid Oil Tank with NPT Connectors



21031 SOLD EACH

Fits Softails from 1986 to 1999 & Rigid style frames.
Chrome plated finish.

These 3 quart winged side fill horse shoe oil tanks are made in the USA. They are TIG welded, pressure tested and then beautifully chrome plated for a perfect finish. The oil return line routes the oil to the left hand side of the tank to give improved circulation and cooler oil temperatures. These oil tanks require 4 x 1/8" NPT fittings for the oil line connections.

Winged Center Fill Softtail & Rigid Oil Tank



21043 SOLD EACH

Fits Softails from 1986 to 1999 & Rigid style frames.
Raw steel finish.

These 3 quart winged center fill horse shoe oil tanks are made in the USA. They are TIG welded and pressure tested before delivery. The oil return line routes the oil to the left hand side of the tank to give improved circulation and cooler oil temperatures.

Winged Center Fill Softtail & Rigid Oil Tank with NPT Connectors



21029 SOLD EACH

Fits Softails from 1986 to 1999 & Rigid style frames.
Chrome plated finish.

These 3 quart winged center fill horse shoe oil tanks are made in the USA. They are TIG welded, pressure tested and then beautifully chrome plated for a perfect finish. The oil return line routes the oil to the left hand side of the tank to give improved circulation and cooler oil temperatures. These oil tanks require 4 x 1/8" NPT fittings for the oil line connections.

- Inlet
- Exhaust

- Frames
- Accessories
- Kickstands

- Front Ends

- Gas Tanks
- Accessories

- Dash
- Instruments

- Oil Tanks
- Accessories

- Fenders

- Engine
- Accessories

- Clutch
- Transmission
- Drive Line

- Handlebar
- Controls

- Brakes

- Forward Controls
- Footpegs
- Accessories

- Hubs
- Axles
- Wheels
- Accessories

- Lighting
- License Plate Mounts
- Accessories

- Electrical
- Accessories

- Miscellaneous

- Inlet
- Exhaust

Side Fill Oil Tank for Early Softail & Rigid Style Frames



21024 SOLD EACH

Fits Rigid or early style Swingarm frames from 1958 to 1964 and 4 speed electric start models from 1979 onwards. Chrome plated finish.

These made in the USA 4 quart oil tanks are TIG welded, pressure tested and then either beautifully chrome plated or left with a raw steel finish. The oil return line routes oil to the left hand side of the tank to give improved circulation and cooler oil temperatures. Accepts electric start FXE batteries.

- Frames
- Accessories
- Kickstands

- Front Ends

- Gas Tanks
- Accessories

- Dash
- Instruments

- Oil Tanks
- Accessories

- Fenders

- Engine
- Accessories

- Clutch
- Transmission
- Drive Line

- Handlebar
- Controls

- Brakes

- Forward Controls
- Footpegs
- Accessories

- Hubs
- Axles
- Wheels
- Accessories

- Lighting
- License Plate Mounts
- Accessories

- Electrical
- Accessories

- Miscellaneous

Side Fill Oil Tank with Filter for Early Softail & Rigid Style Frames



21027 SOLD EACH

Fits Rigid or early style Swingarm frames from 1958 to 1964 and 4 speed electric start models from 1979 onwards. Raw steel finish.

21022 SOLD EACH

Fits Rigid or early style Swingarm frames from 1958 to 1964 and 4 speed electric start models from 1979 onwards. Chrome plated finish.

These made in the USA 4 quart oil tanks are TIG welded and pressure tested. They come with an integral spin on oil filter and the oil return line routes oil to the left hand side of the tank to give improved circulation and cooler oil temperatures. Accepts electric start FXE batteries.



Winged Side Fill Oil Tank for Wide Tire Applications



21025 SOLD EACH

Fits Softails & Rigid style frames with wide 180 tires. Raw steel finish.

21032 SOLD EACH

Fits Softails & Rigid style frames with wide 180 tires. Chrome plated finish.

These oil tanks hold just over 3 quarts and have been specially made to fit wide 180 tire style frames. They are made in the USA, TIG welded, pressure tested and then either beautifully chrome plated or left with a raw steel finish. The oil return line routes the oil to the left hand side of the tank to give improved circulation and cooler oil temperatures.

Winged Side Fill Oil Tank for Wide Tire Applications



21028 SOLD EACH

Fits Softails & Rigid style frames with wide 230 tires. Chrome plated finish.

These oil tanks hold just over 3 quarts and have been specially made to fit wide 230 tire style frames. They are made in the USA, TIG welded and beautifully chrome plated. All tanks are pressure tested and the oil return line routes the oil to the left hand side of the tank to give improved circulation and cooler oil temperatures. These oil tanks require 4 x 1/8" NPT fittings for the oil line connections.



Rigid 88B Wide Tire Frame Oil Tank



21081 SOLD EACH

Fits Kraft/Tech Rigid 88B wide tire frame and custom applications.

These oil tanks hold just over 3 quarts and have been specially made to fit Kraft/Tech Rigid 88B wide tire frames. They are made in the USA, TIG welded and come in a **raw finish**. All tanks are pressure tested and the oil return line routes the oil to the left hand side of the tank to give improved circulation and cooler oil temperatures. These oil tanks require 4 x 1/8" NPT fittings for the oil line connections.

Winged RSD Oil Tank for 300 Tire Kraft/Tech Frames




21080 SOLD EACH
Fits Kraft/Tech 300 tire RSD frames.

These oil tanks hold just over 3 quarts and have been specially made to fit wide 300 tire style Kraft/Tech frames. They are made in the USA, TIG welded and come in a **raw finish**. All tanks are pressure tested and the oil return line routes the oil to the left hand side of the tank to give improved circulation and cooler oil temperatures. These oil tanks require 4 x 1/8" NPT fittings for the oil line connections.



Round Oil Tank for Stock Softtail Frames



21040 SOLD EACH
Fits stock Softtail-style frames. Raw steel finish.

21039 SOLD EACH
Fits stock Softtail-style frames. Chrome plated finish.

These oil tanks hold 3.5 quarts and have been made for stock Softtail-style frames. They measure 6-1/2" in diameter and 11-3/4" long. Just like our other made in the USA oil tanks they are TIG welded and pressure tested before being either beautifully chrome plated or left with a raw steel finish. These oil tanks require 1/8" NPT fittings for the oil line connections.

Custom 300 - 330 Tire RSD Oil Tank



21083 SOLD EACH
Fits custom 300 - 330 tire Right Side Drive Softtail style frames.

Raw finish 3 quart center fill winged oil tank. Better circulation and cooling provided by dumping return oil to the far side of the tank. Uses 1/8" NPT fittings and our new grommet mounting system (included) for a clean custom look. Accepts Softtail style batteries.

Winged Stainless Steel Oil Tank for FXR-style Frames



21044 SOLD EACH
Fits stock width FXR-style frames and Kraft Tech 180 / 200 width tire FXR style frames. Polished stainless steel finish.

These oil tanks hold just over 4 quarts and have been specially made for stock width and Kraft Tech wide tire FXR style frames. Just like our other made in the USA oil tanks they are TIG welded and pressure tested before being highly polished. The oil return line routes oil to the left hand side of the tank to give improved circulation and cooler oil temperatures. Accepts stock FXR batteries.

Center Fill Round Oil Tank for Stock Softtail Frames



21042 SOLD EACH
Fits stock Softtail-style frames. Raw steel finish.

21041 SOLD EACH
Fits stock Softtail-style frames. Chrome plated finish.

These center fill oil tanks hold 3.5 quarts and have been made for stock Softtail-style frames. They measure 6-1/2" in diameter and 11-3/4" long. Just like our other made in the USA oil tanks they are TIG welded and pressure tested before being either beautifully chrome plated or left with a raw steel finish. These oil tanks require 1/8" NPT fittings for the oil line connections.

- Inlet
- Exhaust

- Frames
- Accessories
- Kickstands

- Front Ends

- Gas Tanks
- Accessories

- Dash
- Instruments

- Oil Tanks
- Accessories

- Fenders

- Engine
- Accessories

- Clutch
- Transmission
- Drive Line

- Handlebar
- Controls

- Brakes

- Forward Controls
- Footpegs
- Accessories

- Hubs
- Axles
- Wheels
- Accessories

- Lighting
- License Plate Mounts
- Accessories

- Electrical
- Accessories

- Miscellaneous

- Inlet
- Exhaust
- Frames
- Accessories
- Kickstands
- Front Ends
- Gas Tanks
- Accessories
- Dash
- Instruments
- Oil Tanks
- Accessories
- Fenders
- Engine
- Accessories
- Clutch
- Transmission
- Drive Line
- Handlebar
- Controls
- Brakes
- Forward Controls
- Footpegs
- Accessories
- Hubs
- Axles
- Wheels
- Accessories
- Lighting
- License Plate Mounts
- Accessories
- Electrical
- Accessories
- Miscellaneous

Round Oil Tank for Wide Tire Softail & Rigid Style Frames



21036 SOLD EACH
Fits Softails & Rigid style frames with wide 200 / 230 / 240 / 250 tires.
Raw steel finish.

21035 SOLD EACH
Fits Softails & Rigid style frames with wide 200 / 230 / 240 / 250 tires.
Chrome plated finish.

These oil tanks hold 3.5 quarts and have been specially made for 200 / 230 / 240 / 250 wide tire frames. They measure 6-1/2" in diameter and 11-3/4" long and the left wing is shorter than the right to clear the swingarm. Just like our other made in the USA oil tanks they are TIG welded and pressure tested before being either beautifully chrome plated or left with a raw steel finish. These oil tanks require 1/8" NPT fittings for the oil line connections.

Oil Pressure Switch



75146 SOLD EACH
Replaces 26561-84
Fits FX models from 1984 thru 1986, FXR models from 1986 thru 1992, Softail models from 1984 & later, Dyna models from 1991 & later, FXRT & FXRS models from 1984 thru 1985, FLT Classic & FLHT Classic models from 1984 thru 1985.

American made oil pressure switch designed to assure maximum protection of your Harley's engine. These precision calibrated, bright finished parts feature heavy-duty contacts and mica-filled thermoplastic insulators to withstand extreme temperatures. Diaphragms are designed to provide extra assurance against leaks and bursting.

Center Fill Round Oil Tank for Wide Tire Softail & Rigid Style Frames



21038 SOLD EACH
Fits Softails & Rigid style frames with wide 200 / 230 / 240 / 250 tires.
Raw steel finish.

21037 SOLD EACH
Fits Softails & Rigid style frames with wide 200 / 230 / 240 / 250 tires.
Chrome plated finish.

These center fill oil tanks hold 3.5 quarts and have been specially made for 200 / 230 / 240 / 250 wide tire frames. They measure 6-1/2" in diameter and 11-3/4" long and the left wing is shorter than the right to clear the swingarm. Just like our other made in the USA oil tanks they are TIG welded and pressure tested before being either beautifully chrome plated or left with a raw steel finish. These oil tanks require 1/8" NPT fittings for the oil line connections.

Oil Pressure Switch



75145 SOLD EACH
Replaces 26554-77
Fits XL models from late 1977 & later.

American made oil pressure switch designed to assure maximum protection of your Harley's engine. These precision calibrated, bright finished parts feature heavy-duty contacts and mica-filled thermoplastic insulators to withstand extreme temperatures. Diaphragms are designed to provide extra assurance against leaks and bursting.

Custom Universal Round Oil Tank



21034 SOLD EACH
Fits custom applications. Raw steel finish.

21033 SOLD EACH
Fits custom applications. Chrome plated finish.

These oil tanks hold just over 4 quarts and have been specially made for custom applications. They measure 5-1/2" in diameter and 11-3/4" long. Just like our other made in the USA oil tanks they are TIG welded and pressure tested before being either beautifully chrome plated or left with a raw steel finish. These oil tanks require custom mounting brackets to be fabricated and use 1/8" NPT fittings for the oil line connections.

Oil Pressure Switch



75144 SOLD EACH
Replaces 26552-72
Fits FLH, FLHT & FLH80 models from 1980 thru 1992, FLT models from 1980 thru 1983, FXR, FXRS & FXRT models from 1982 thru 1983, FX, FXE, FXS1200, FXEF-80, FXS-80, FXB-80 & FXWG-80 models from 1971 thru 1984.

American made oil pressure switch designed to assure maximum protection of your Harley's engine. These precision calibrated, bright finished parts feature heavy-duty contacts and mica-filled thermoplastic insulators to withstand extreme temperatures. Diaphragms are designed to provide extra assurance against leaks and bursting.

Oil Tank Adapter Bracket



21049 SOLD EACH
Use on Softails & Rigid frames with custom oil tank brackets on the seat post.

Raw finish front oil tank adapter bracket.

21050 SOLD EACH
Use on Softails & Rigid frames with custom oil tank brackets on the seat post.

Chrome plated front oil tank adapter bracket.

Oil Tank Clutch Cable Bracket



21058 SOLD EACH
Replaces 62576-65A
Fits all Big Twin models from 1965 thru to early 1979.

Beautifully chrome plated oil tank and clutch cable bracket.

Oil Tank Cap with Dipstick



21051 SOLD EACH
Fits Softail models from 1984 thru 1999 and Sportster models 1982 onwards.

Beautifully chrome plated side fill oil tank cap with ring groove. Comes with 2-1/2" dipstick.

USA Made Softail Oil Tank Brackets



21045 SOLD EACH
Replaces 62704-84
Fits Softail models from 1984 to 1999.

Rear mounting bracket.

21046 SOLD EACH
Replaces 62707-84
Fits Softail models from 1984 to 1999.

Front mounting bracket.

These made in the USA oil tank brackets have a straight-plate finish. Can be used on stock and most custom frames.

Oil Tank Cap



21052 SOLD EACH
Replaces 62644-84T
Fits all OE side fill oil tanks from 1965 to present and custom applications.

Beautifully chrome plated side fill oil tank cap.

Oil Tank Temperature Gauge



Softail Oil Tank Brackets




21048 SOLD AS KIT
Replaces 62704-84A & 62707-84
Fits Softail models from 1984 to 1999, chrome plated finish.

21001 SOLD AS KIT
Replaces 62704-84A & 62707-84
Fits Softail models from 1984 to 1999, mirror polished stainless steel.

Reproduction of the OEM oil tank brackets as fitted to Softail models 1984 to 1999. Brackets come with either a beautifully chrome plated finish or mirror polished stainless steel. Can be used on stock and most custom frames.

Oil Filler Caps



21012 SOLD EACH
Fits Softail oil tanks from 1989 to 1999.

Mirror polished stainless steel oil filler cap with dip stick.

21013 SOLD EACH
Fits Softail oil tanks from 2000 to Present.

Mirror polished stainless steel oil filler cap with dip stick.

- Inlet
- Exhaust

- Frames
- Accessories
- Kickstands

- Front Ends

- Gas Tanks
- Accessories

- Dash
- Instruments

- Oil Tanks
- Accessories

- Fenders

- Engine
- Accessories

- Clutch
- Transmission
- Drive Line

- Handlebar
- Controls

- Brakes

- Forward Controls
- Footpegs
- Accessories

- Hubs
- Axles
- Wheels
- Accessories

- Lighting
- License Plate Mounts
- Accessories

- Electrical
- Accessories

- Miscellaneous

Rocker Cover Mounted Oil Pressure Gauge Kit



NEW



Fits Dyna models from 1999 thru 2005, FLHT and FLHR models from 1999 to present and Softail models from 2000 to present.

Note : bracket will not fit HD billet rocker covers OEM# 17658-03

19086 SOLD AS KIT

Replaces 75133-99.

Black powder coated rocker cover mounted oil pressure gauge kit.

19087 SOLD AS KIT

Replaces 75133-99.

Beautifully **chrome plated** rocker cover mounted oil pressure gauge kit.

Parts available Separately

Brackets

50066 SOLD EACH

Chrome plated oil pressure gauge mounting bracket only.

50067 SOLD EACH

Black powder coated oil pressure gauge mounting bracket only.

Oil Pressure Gauges

19072 SOLD EACH

Beautifully **chrome plated** high quality liquid filled 0 to 60 PSI oil pressure gauge with 1/8" NPT male fitting.

19073 SOLD EACH

Beautifully chrome plated high quality **carbon fiber look** liquid filled 0 to 100 PSI oil pressure gauge with 1/8" NPT male fitting.

Braided Oil Pressure Lines

83005 SOLD EACH

High quality 12-3/8" long braided stainless oil pressure lines for 1984 thru 1999 Big Twin models

83006 SOLD EACH

High quality 23" long braided stainless oil pressure lines for 1993 to present Sportsters models

83007 SOLD EACH

High quality 22" long braided stainless oil pressure lines for 1999 to present Dyna, FLHT and FLHR models, Softail models from 2000 to present

Oil Line Fittings

05202 SOLD EACH

Chrome 1/8" x 1/8" NPT 45 degree oil fitting.

05204 SOLD EACH

Chrome 1/8" x 1/8" NPT 90 degree female oil fitting adapter.

05206 SOLD EACH

Chrome 1.50" long 1/8" oil pipe extension.

05203 SOLD EACH

Chrome 1/8" x 1/8" NPT straight oil fitting adapter.

05205 SOLD EACH

Replaces 26338-68
Chrome oil pump adapter 1/8" x 1/8" NPT 90 degree male to female oil fitting adapter.

05207 SOLD EACH

Chrome 3.00" long 1/8" oil pipe extension.

05302 SOLD EACH

Silver colored oil gauge adaptor fitting using stock oil pressure switch.

05304 SOLD EACH

Silver colored oil gauge adaptor fitting **without** stock oil pressure switch.

05303 SOLD EACH

Black colored oil gauge adaptor fitting using stock oil pressure switch.

05305 SOLD EACH

Black colored oil gauge adaptor fitting **without** stock oil pressure switch

Oil Pressure Gauge Bracket



50066 SOLD EACH

Fits custom applications.

Chrome plated oil pressure gauge mounting bracket. mounts to the rear rocker box and uses our 1.50" oil pressure gauge PT#19072 and 19073.

50067 SOLD EACH

Fits custom applications.

Black powder coated oil pressure gauge mounting bracket. mounts to the rear rocker box and uses our 1.50" oil pressure gauge PT#19072 and 19073.

Note : See later in this section for pictures of the oil line fittings

- Inlet
- Exhaust

- Frames
- Accessories
- Kickstands

- Front Ends

- Gas Tanks
- Accessories

- Dash
- Instruments

- Oil Tanks
- Accessories

- Fenders

- Engine
- Accessories

- Clutch
- Transmission
- Drive Line

- Handlebar
- Controls

- Brakes

- Forward Controls
- Footpegs
- Accessories

- Hubs
- Axles
- Wheels
- Accessories

- Lighting
- License Plate Mounts
- Accessories

- Electrical
- Accessories

- Miscellaneous

Rocker Cover Mounted Speedo & Oil Gauge Kit



NEW

19090 SOLD AS KIT
Fits Twin Cam 88 models.

Chrome rocker cover mounted speedo & oil pressure gauge kit. Includes electronic programmable Autometer 2-5/8" speedo, Kustomwerks 60lb oil pressure gauge, gauge mount, and braided oil line.

19091 SOLD AS KIT
Fits Twin Cam 88 models.

Black rocker cover mounted speedo & oil pressure gauge kit. Includes electronic programmable Autometer 2-5/8" speedo, Kustomwerks 60lb oil pressure gauge, gauge mount, and braided oil line.

Brackets Only

19088 SOLD EACH
Chrome bracket for rocker cover mounted speedo & oil pressure gauges.

19089 SOLD EACH
Black bracket for rocker cover mounted speedo & oil pressure gauges.

Oil Gauge Adaptor Fitting



NEW

05302 SOLD EACH
Fits V Twins and custom applications.

Silver colored oil gauge adaptor fitting using stock oil pressure switch.

05303 SOLD EACH
Fits V Twins and custom applications.

Black colored oil gauge adaptor fitting using stock oil pressure switch.

Carbon Fiber Look Liquid Filled Oil Pressure Gauge



NEW

19073 SOLD EACH
Fits custom applications.

Beautifully chrome plated high quality carbon fiber look liquid filled 0 to 100 PSI oil pressure gauge with 1/8" NPT male fitting.

Liquid Filled Oil Pressure Gauge



NEW

19072 SOLD EACH
Fits custom applications.

Beautifully chrome plated high quality liquid filled 0 to 60 PSI oil pressure gauge with 1/8" NPT male fitting.

Oil Gauge Adaptor Fitting



NEW

05304 SOLD EACH
Fits V Twins and custom applications.

Silver colored oil gauge adaptor fitting without stock oil pressure switch.

05305 SOLD EACH
Fits V Twins and custom applications.

Black colored oil gauge adaptor fitting without stock oil pressure switch.

- Inlet
- Exhaust

- Frames
- Accessories
- Kickstands

- Front Ends

- Gas Tanks
- Accessories

- Dash
- Instruments

- Oil Tanks
- Accessories

- Fenders

- Engine
- Accessories

- Clutch
- Transmission
- Drive Line

- Handlebar
- Controls

- Brakes

- Forward Controls
- Footpegs
- Accessories

- Hubs
- Axles
- Wheels
- Accessories

- Lighting
- License Plate Mounts
- Accessories

- Electrical
- Accessories

- Miscellaneous

- Inlet
- Exhaust

Heavy Duty Anti-Vibration Mountings

- Frames
- Accessories
- Kickstands



28003 SOLD PACK OF 5

Replaces 62563-65T

Stock style anti-vibration mounts with two 1/4" - 20 x 1/2" UNC studs. Perfect for mounting gas tanks, oil tanks, battery boxes, all kinds of electronics & many other custom applications to insulate them from vibration.

28004 SOLD PACK OF 10

Replaces 62563-65

Stronger than stock heavy duty anti-vibration mounts with two 1/4" - 20 x 1/2" UNC studs and an internal wound spring that is welded to each stud plate and then heat sealed inside of the bonded rubber housing. These heavy duty rubber mounts will outlast any other mount available today.

Anti Vibration Mounts



28002 SOLD PACK OF 3

Fits custom applications.

Anti Vibration Mounts with 5/16" UNF studs.

28001 SOLD PACK OF 3

Fits custom applications.

Anti Vibration Mounts with 5/16" UNC studs.

Anti vibration mounts perfect for mounting gas tanks, oil tanks, battery boxes and all kinds of electronic parts to insulate them from vehicle vibrations.

- Front Ends

- Gas Tanks
- Accessories

- Dash
- Instruments

- Oil Tanks
- Accessories

- Fenders

- Engine
- Accessories

- Clutch
- Transmission
- Drive Line

- Handlebar
- Controls

- Brakes

- Forward Controls
- Footpegs
- Accessories

- Hubs
- Axles
- Wheels
- Accessories

- Lighting
- License Plate Mounts
- Accessories

- Electrical
- Accessories

- Miscellaneous

Oil Tank Mount Stud Cover



28006 SOLD EACH

Chrome aluminum oil tank rubber mount stud cover. Fits over the black rubber mount, adds a nice touch especially where the mounts are visible on wide tire frames.

Steel Braided Hose



83000 SOLD IN 10' ROLL

1/4" ID oil and braided neoprene hose (use 1/4" - 5/16" PT# 83003 hose ends).

83001 SOLD IN 10' ROLL

5/16" ID oil and braided neoprene hose (use 1/4 - 5/16" PT# 83003 hose ends).

83002 SOLD IN 10' ROLL

3/8" ID oil and braided neoprene hose (use 3/8" PT# 83004 hose ends).

These gas resistant hoses are seamless neoprene inside with a steel braided outside. Available in 3 different internal diameters and come in 10' rolls.

Hose Barb Fitting



05209 SOLD EACH

Chrome 1/8" x 1/4" hose barb fitting.

Braided Oil Pressure Lines



83005 SOLD EACH

High quality 12-3/8" long braided stainless oil pressure lines for 1984 thru 1999 Big Twin models.

83006 SOLD EACH

High quality 23" long braided stainless oil pressure lines for 1993 to present Sportsters models.

83007 SOLD EACH

High quality 22" long braided stainless oil pressure lines for 1999 to present Dyna, FLHT and FLHR models, Softail models from 2000 to present.

Round Hose Ends



83003 SOLD PACK OF 6

Chrome billet round hose ends for 1/4" and 5/16" ID hose.

83004 SOLD PACK OF 6

Chrome billet round hose ends for 3/8" ID hose.

Hose Barb Fitting



05201 SOLD EACH

Chrome 1/8" NPT thread hose barb fitting use with 3/8" hose.

Hose Barb Fitting



05210 SOLD EACH
Chrome 1/8" x 3/8" hose barb fitting.

Hose Barb Fitting



05211 SOLD EACH
Chrome 1/4" x 5/16" hose barb fitting.

90 Degree Hose Barb



05213 SOLD EACH
Chrome 1/8" x 3/8" 90 degree hose barb.

90 Degree Hose Barb



05214 SOLD EACH
Chrome 1/4" x 5/16" 90 degree hose barb.

90 Degree Hose Barb



05217 SOLD EACH
Replaces 62375-57
Chrome 1/8" x 1/4" 90 degree hose barb.

90 Degree Hose Barb



05212 SOLD EACH
Chrome 1/8" x 5/16" 90 degree hose barb.

Pipe Plug



05216 SOLD EACH
Chrome 1/4" pipe plug.

Pipe Plug



05215 SOLD EACH
Chrome 1/8" pipe plug.

45 Degree Oil Fitting



05202 SOLD EACH
Chrome 1/8" x 1/8" NPT 45 degree oil fitting.

Straight Oil Fitting Adapter



05203 SOLD EACH
Chrome 1/8" x 1/8" NPT straight oil fitting adapter.

90 Degree Female Oil Fitting Adapter



05204 SOLD EACH
Chrome 1/8" x 1/8" NPT 90 degree female oil fitting adapter.

90 Degree Male to Female Oil Fitting Adapter



05205 SOLD EACH
Replaces 26338-68
Chrome oil pump adapter 1/8" x 1/8" NPT 90 degree male to female oil fitting adapter.

1/8" Oil Pipe Extension



05206 SOLD EACH
Chrome 1.50" long 1/8" oil pipe extension.

Hose Barb Fitting



05208 SOLD EACH
Chrome 1/8" x 5/16" hose barb fitting.

1/8" Oil Pipe Extension



05207 SOLD EACH
Chrome 3.00" long 1/8" oil pipe extension.

- Inlet
- Exhaust

- Frames
- Accessories
- Kickstands

- Front Ends

- Gas Tanks
- Accessories

- Dash
- Instruments

- Oil Tanks
- Accessories

- Fenders

- Engine
- Accessories

- Clutch
- Transmission
- Drive Line

- Handlebar
- Controls

- Brakes

- Forward Controls
- Footpegs
- Accessories

- Hubs
- Axles
- Wheels
- Accessories

- Lighting
- License Plate Mounts
- Accessories

- Electrical
- Accessories

- Miscellaneous

Fenders



- Inlet
- Exhaust

- Frames
- Accessories
- Kickstands

- Front Ends

- Gas Tanks
- Accessories

- Dash
- Instruments

- Oil Tanks
- Accessories

- Fenders

- Engine
- Accessories

- Clutch
- Transmission
- Drive Line

- Handlebar
- Controls

- Brakes

- Forward Controls
- Footpegs
- Accessories

- Hubs
- Axles
- Wheels
- Accessories

- Lighting
- License Plate Mounts
- Accessories

- Electrical
- Accessories

- Miscellaneous

KJC Signature Series Fenders

Kustomwerks and Kendall Johnson Customs have teamed up to offer a KJC Signature Series of fenders. Kendall Johnson, one of the most widely recognized custom builders in the industry today, put his own signature of style on these fenders. KJC signature fenders offer all of the same great features as the WILD CARD brand of fenders offered by KUSTOMWERKS, but Kendall Johnson has developed his own style of trim for these fenders. KJC fenders are offered in Softail-style rear fenders, Rigid Rear fenders and front fenders in various widths.

This signature series of fenders has the same great radius, phosphate etched to prevent rusting before painting, 14 gauge one-piece construction to prevent splitting or cracking from vibration as our Wild Card fenders. The Kendall Johnson Signature Series fenders are offered exclusively by KENDALL JOHNSON CUSTOMS and KUSTOMWERKS



Front Fenders



11421 SOLD EACH
Fits 19" or 21" wheels on Narrow Glide front end, can also be used on Wide Glide front ends if fender spacers are used. Fender is **4.25" wide and 42.30" long.**

11422 SOLD EACH
Fits 19" or 21" wheels on Narrow Glide front end, can also be used on Wide Glide front ends if fender spacers are used. Fender is **4.75" wide and 42.30" long.**

11423 SOLD EACH
Fits 19" or 21" wheels on Narrow Glide front end, can also be used on Wide Glide front ends if fender spacers are used. Fender is **5.50" wide and 42.30" long.**

Kendall Johnson designed signature series Heavy duty front fenders made from 0.080" (14 gauge) steel and formed in one piece for added strength. Unlike the two piece welded fenders these won't split or crack down the middle. The fenders have been phosphate etched to help prevent corrosion and to give a good surface for primers to adhere. They are supplied raw and un-drilled for custom applications.

Softail Rear Fenders



11428 SOLD EACH
KJC 9.00" Softail rear fender. Fits Softail style frames using up to 200mm wide rear tires. Fender is **9.00" wide and 31.50" long.**

11429 SOLD EACH
KJC 11.00" Softail rear fender. Fits Softail style frames using up to 250mm wide rear tires. Fender is **11.00" wide and 31.50" long.**

11430 SOLD EACH
KJC 12.50" Softail rear fender. Fits Softail style frames using up to 280mm wide rear tires. Fender is **12.50" wide and 31.50" long.**

11431 SOLD EACH
KJC 13.50" Softail rear fender. Fits Softail style frames using up to 300mm wide rear tires. Fender is **13.50" wide and 31.50" long.**

Kendall Johnson designed signature series Heavy duty rear fenders for Softail-style frames. Fenders are made from 0.080" (14 gauge) steel and formed in one piece for added strength. Unlike the two piece welded fenders these won't split or crack down the middle. The fenders have been phosphate etched to help prevent corrosion and to give a good surface for primers to adhere. They are supplied raw and un-drilled for custom applications.

Rigid Rear Fenders



11424 SOLD EACH
KJC 9.00" Rigid rear fender. Fits Rigid style frames using up to 200mm wide rear tires. Fender is **9.00" wide and 41.85" long.**

11425 SOLD EACH
KJC 11.00" Rigid rear fender. Fits Rigid style frames using up to 250mm wide rear tires. Fender is **11.00" wide and 41.85" long.**

11426 SOLD EACH
KJC 12.50" Rigid rear fender. Fits Rigid style frames using up to 280mm wide rear tires. Fender is **12.50" wide and 41.85" long.**

11427 SOLD EACH
KJC 13.50" Rigid rear fender. Fits Rigid style frames using up to 300mm wide rear tires. Fender is **13.50" wide and 41.85" long.**

Kendall Johnson designed signature series Heavy duty rear fenders for Rigid style frames. Fenders are made from 0.080" (14 gauge) steel, formed in one piece for added strength and reinforced at both ends. Unlike the two piece welded fenders these won't split or crack down the middle. The fenders have been phosphate etched to help prevent corrosion and to give a good surface for primers to adhere. They are supplied raw, **without chain cut** and un-drilled for custom applications.

- Inlet
- Exhaust

- Frames
- Accessories
- Kickstands

- Front Ends

- Gas Tanks
- Accessories

- Dash
- Instruments

- Oil Tanks
- Accessories

- Fenders

- Engine
- Accessories

- Clutch
- Transmission
- Drive Line

- Handlebar
- Controls

- Brakes

- Forward Controls
- Footpegs
- Accessories

- Hubs
- Axles
- Wheels
- Accessories

- Lighting
- License Plate Mounts
- Accessories

- Electrical
- Accessories

- Miscellaneous

- Inlet
- Exhaust

Narrow Glide Front Fender



11304 SOLD EACH
Replaces 59007-73A & 59111-74
Fits FX, FXR and XL models 1973 to Present.

Stock replacement front fender. Raw fender comes complete with chrome brackets and necessary rivets.

Quickbob Steel Front Fender for FXWG and FXST Models



11306 SOLD EACH
Fits 1980 to Present FXWG, FXST and FXST(C) models.

These low and wide Quickbob front fenders recreate that nostalgic look that is becoming popular again.

Narrow Front Fender for FX / FXR / XL



11300 SOLD EACH
Replaces 59031-83
Fits FX, FXR and XL models 1973 to Present with either 35 or 39mm fork tubes.

Custom narrow front fender with raw finish. For use with 18", 19" or 21" rims.

Ducktail Front Fender



11302 SOLD EACH
Fits FXWG and FXST(C) models 1980 to Present.

Superb looking front fender designed for use on FXWG and FXST(C) models, gives greater weather protection than the stock fender. Great to use with the Heritage conversion when the stock 21" wheel is retained. Fender is complete with polished die-cast spaces.

Ducktail Front Fender for 21" Wheels



11455 SOLD EACH
Fits as stock replacement for Road Glides or Road King 1994 thru 2007 FLT, FLHT, FLHR and FLTR models. Looks good in combination with our crown style fender spacers PT# 11517.

Superb looking front fender designed for use on FL models and custom applications using 21" wheels. Front fenders are made from 0.080" (14 gauge) heavy duty steel and formed in one piece for added strength. Unlike the two piece welded fenders these won't split or crack down the middle. The fenders have been phosphate etched to help prevent corrosion and to give a good surface for primers to adhere. They are supplied raw and un-drilled for custom applications.

Heritage Front Fender



11395 SOLD EACH
Fits all Heritage Softail models from 1986 & later.

A perfect replica of the Heritage Softail front fender. Comes undrilled.

- Frames
- Accessories
- Kickstands

- Front Ends

- Gas Tanks
- Accessories

- Dash
- Instruments

- Oil Tanks
- Accessories

- Fenders

- Engine
- Accessories

- Clutch
- Transmission
- Drive Line

- Handlebar
- Controls

- Brakes

- Forward Controls
- Footpegs
- Accessories

- Hubs
- Axles
- Wheels
- Accessories

- Lighting
- License Plate Mounts
- Accessories

- Electrical
- Accessories

- Miscellaneous

Springer Front Fender



11307 SOLD EACH

Replaces 59176-96
Fits FXSTS Springer Softail models 1998 to Present.

Replacement fender for FXSTS Springer Softails, comes raw finish with redesigned bracket for looks and strength.

Ducktail Front Fender for Springer Softails



11236 SOLD EACH

Fits Springer Softail models from late 1988 to 1992.

Custom Ducktail Springer front fender. This fender will replace the OEM version and provide you with better weather protection as well as a more traditional appearance.

Skirted Front Fender with Flip



11301 SOLD EACH

Fits all models with either 35 or 39mm front forks from 1973 to Present.

Custom fender based on the early K model front fenders.

Deuce Front Fender



11380 SOLD EACH

Replaces 59876-00
Fits FXSTD models with 18", 19" or 21" wheels from 2001 to present.

Replacement fender for FXSTD Softails Deuce, raw steel finish fender and bracket.

11386 SOLD EACH

Fits FXSTD models with 18", 19" or 21" wheels from 2001 to present.

Replacement fender for FXSTD Softails Deuce, raw steel finish fender with chrome plated bracket.

Springer Front Fender for Big Twins



11305 SOLD EACH

Replaces 59000-36
Fits 61", 74" and 80" Big Twins from 1937 to 1948.

An accurate reproduction of the early Springer front fender, comes complete with braces.

- Inlet
- Exhaust

- Frames
- Accessories
- Kickstands

- Front Ends

- Gas Tanks
- Accessories

- Dash
- Instruments

- Oil Tanks
- Accessories

- Fenders

- Engine
- Accessories

- Clutch
- Transmission
- Drive Line

- Handlebar
- Controls

- Brakes

- Forward Controls
- Footpegs
- Accessories

- Hubs
- Axles
- Wheels
- Accessories

- Lighting
- License Plate Mounts
- Accessories

- Electrical
- Accessories

- Miscellaneous

Custom applications

These heavy duty fenders are made from 0.080" (14 gauge) steel. They are formed in one piece for added strength. Unlike the normal two piece welded fenders these won't split or crack down the middle. The fenders have been phosphate etched to help prevent corrosion and to give a good surface for primers to adhere. They are available in two widths and several different styles. All front fenders are supplied raw and un-drilled for custom applications.

Note: 4.75" fenders are used on Narrow Glide front ends with 19" or 21" wheels, will fit Wide Glide front ends if fender spacers are used. 6.25" fenders are for Wide Glide front ends using 16" wheels. Always check fender fit and installation before painting.

Ridge Line & Smooth Spur Front Fenders

Ridge Line & Smooth Savage Front Fenders



11041 SOLD EACH
Steel Smooth Spur 4.75" wide, 26.5" long front fender.

11037 SOLD EACH
Steel Smooth Savage 4.75" wide, 26.5" long front fender.

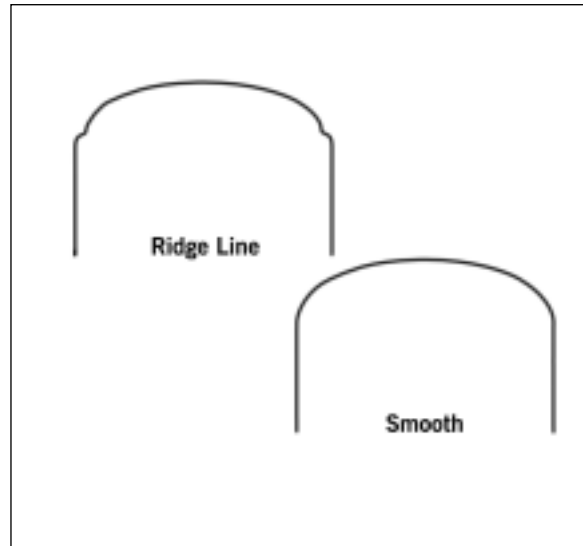
11042 SOLD EACH
Steel Smooth Spur 6.25" wide, 26.5" long front fender.

11055 SOLD EACH
Steel Ridge Line Savage 4.75" wide, 26.5" long front fender.

11059 SOLD EACH
Steel Ridge Line Spur 4.75" wide, 26.5" long front fender.

11060 SOLD EACH
Steel Ridge Line Spur 6.25" wide, 26.5" long front fender.

Ridge Line & Smooth Cafe Front Fenders



11035 SOLD EACH
Steel Smooth Cafe 4.75" wide, 28" long front fender.

11036 SOLD EACH
Steel Smooth Cafe 6.25" wide, 28" long front fender.

11053 SOLD EACH
Steel Ridge Line Cafe 4.75" wide, 28" long front fender.

11054 SOLD EACH
Steel Ridge Line Cafe 6.25" wide, 28" long front fender.

- Inlet
- Exhaust

- Frames
- Accessories
- Kickstands

- Front Ends

- Gas Tanks
- Accessories

- Dash
- Instruments

- Oil Tanks
- Accessories

- Fenders

- Engine
- Accessories

- Clutch
- Transmission
- Drive Line

- Handlebar
- Controls

- Brakes

- Forward Controls
- Footpegs
- Accessories

- Hubs
- Axles
- Wheels
- Accessories

- Lighting
- License Plate Mounts
- Accessories

- Electrical
- Accessories

- Miscellaneous

Custom applications

These heavy duty fenders are made from either 0.080" (14 gauge) steel or 0.12" aluminum. They are formed in one piece for added strength. Unlike the normal two piece welded fenders these won't split or crack down the middle. The steel fenders have been phosphate etched to help prevent corrosion and to give a good surface for primers to adhere. They are available in two widths and several different styles. All front fenders are supplied raw and un-drilled for custom applications.

Note: 4.75" fenders are used on Narrow Glide front ends with 19" or 21" wheels, will fit Wide Glide front ends if fender spacers are used. 6.25" fenders are for Wide Glide front ends using 16" wheels. Always check fender fit and installation before painting.

Ridge Line & Smooth Custom Front Fender



11001 SOLD EACH
Aluminum Smooth Custom 4.75" wide, 36.6" long front fender.

11029 SOLD EACH
Steel Smooth Custom 4.75" wide, 36.6" long front fender.

11030 SOLD EACH
Steel Smooth Custom 6.25" wide, 36.6" long front fender.

11047 SOLD EACH
Steel Ridge Line Custom 4.75" wide, 36.6" long front fender.

11048 SOLD EACH
Steel Ridge Line Custom 6.25" wide, 36.6" long front fender.

Ridge Line & Smooth Nomad Front Fender



11003 SOLD EACH
Aluminum Smooth Nomad 4.75" wide, 31.4" long front fender.

11031 SOLD EACH
Steel Smooth Nomad 4.75" wide, 31.4" long front fender.

11032 SOLD EACH
Steel Smooth Nomad 6.25" wide, 31.4" long front fender.

11049 SOLD EACH
Steel Ridge Line Nomad 4.75" wide, 31.4" long front fender.

11050 SOLD EACH
Steel Ridge Line Nomad 6.25" wide, 31.4" long front fender.

Ridge Line & Smooth Spartan Front Fender



11005 SOLD EACH
Aluminum Smooth Spartan 4.75" wide, 31.6" long front fender.

11033 SOLD EACH
Steel Smooth Spartan 4.75" wide, 31.6" long front fender.

11034 SOLD EACH
Steel Smooth Spartan 6.25" wide, 31.6" long front fender.

11051 SOLD EACH
Steel Ridge Line Spartan 4.75" wide, 31.6" long front fender.

11052 SOLD EACH
Steel Ridge Line Spartan 6.25" wide, 31.6" long front fender.

Ridge Line & Smooth Mako Front Fender



11039 SOLD EACH
Steel Smooth Mako 4.75" wide, 28.5" long front fender.

11040 SOLD EACH
Steel Smooth Mako 6.25" wide, 28.5" long front fender.

11057 SOLD EACH
Steel Ridge Line Mako 4.75" wide, 28.5" long front fender.

11058 SOLD EACH
Steel Ridge Line Mako 6.25" wide, 28.5" long front fender.

- Inlet
- Exhaust

- Frames
- Accessories
- Kickstands

- Front Ends

- Gas Tanks
- Accessories

- Dash
- Instruments

- Oil Tanks
- Accessories

- Fenders

- Engine
- Accessories

- Clutch
- Transmission
- Drive Line

- Handlebar
- Controls

- Brakes

- Forward Controls
- Footpegs
- Accessories

- Hubs
- Axles
- Wheels
- Accessories

- Lighting
- License Plate Mounts
- Accessories

- Electrical
- Accessories

- Miscellaneous

Custom applications

These fenders are made from 0.060" (16 guage) steel and are formed in one piece for added strength. Unlike the normal two piece welded fenders these won't split or crack down the middle. The fenders have been phosphate etched to help prevent corrosion and to give a good surface for primers to adhere. All front fenders are supplied raw and un-drilled for custom applications.

Note: Always check fender fit and installation before painting.

Stretched Ridge Line and Smooth Custom Front Fenders



11043 SOLD EACH
Steel Stretched Smooth Custom 4.90" wide, 38.55" long front fender.

11061 SOLD EACH
Steel Ridge Line Smooth Custom 4.90" wide, 38.55" long front fender.

Fenders give approx 168 degree wheel coverage and fit up to **19" wheel rims using a maximum tire size of 90 x 90 x 19**

Stretched Ridge Line Rebel Front Fender



11063 SOLD EACH
Steel Ridge Line Smooth Rebel 4.90" wide, 38.4" long front fender.

Fenders give approx 168 degree wheel coverage and fit up to **19" wheel rims using a maximum tire size of 90 x 90 x 19**

Stretched Ridge Line and Smooth Liberator Front Fenders



11044 SOLD EACH
Steel Stretched Smooth Liberator 4.90" wide, 38.4" long front fender.

11062 SOLD EACH
Steel Ridge Line Smooth Liberator 4.90" wide, 38.4" long front fender.

Fenders give approx 168 degree wheel coverage and fit up to **19" wheel rims using a maximum tire size of 90 x 90 x 19**

Stretched Ridge Line and Smooth Drifter Front Fenders



11046 SOLD EACH
Steel Stretched Smooth Drifter 4.90" wide, 38.4" long front fender.

11064 SOLD EACH
Steel Ridge Line Smooth Drifter 4.90" wide, 38.4" long front fender.

Fenders give approx 168 degree wheel coverage and fit up to **19" wheel rims using a maximum tire size of 90 x 90 x 19**

- Inlet
- Exhaust

- Frames
- Accessories
- Kickstands

- Front Ends

- Gas Tanks
- Accessories

- Dash
- Instruments

- Oil Tanks
- Accessories

- Fenders

- Engine
- Accessories

- Clutch
- Transmission
- Drive Line

- Handlebar
- Controls

- Brakes

- Forward Controls
- Footpegs
- Accessories

- Hubs
- Axles
- Wheels
- Accessories

- Lighting
- License Plate Mounts
- Accessories

- Electrical
- Accessories

- Miscellaneous

Saracen Front Fender



11393 SOLD EACH

Fits 19" or 21" wheels on Narrow Glide front end, can also be used on Wide Glide front ends if fender spacers are used. Fender is **4.25" wide and 34" long**.

11402 SOLD EACH

Fits 19" or 21" wheels on Narrow Glide front end, can also be used on Wide Glide front ends if fender spacers are used. Fender is **5.50" wide and 34" long**.

Heavy duty front fender made from 0.080" (14 gauge) steel and formed in one piece for added strength. Unlike the two piece welded fenders these won't split or crack down the middle. The fenders have been phosphate etched to help prevent corrosion and to give a good surface for primers to adhere. They are supplied raw and un-drilled for custom applications.



Shorty Front Fender



11398 SOLD EACH

Fits custom applications, fender is **4.25" wide, 6.48" wide** between the left and right side mounting points and **32.2" long**.


11368 SOLD EACH

Fits custom applications, fender is **4.75" wide, 6.48" wide** between the left and right side mounting points and **32.2" long**.

11403 SOLD EACH

Fits custom applications, fender is **5.50" wide, 6.48" wide** between the left and right side mounting points and **32.2" long**.

Heavy duty shorty front fender for 21" rims, made from 0.080" (14 gauge) steel and formed in one piece for added strength. Unlike the two piece welded fenders these won't split or crack down the middle. The fenders have been phosphate etched to help prevent corrosion and to give a good surface for primers to adhere. They are supplied raw and un-drilled for custom applications.



Long Boy Front Fender



11392 SOLD EACH

Fits 19" or 21" wheels on Narrow Glide front end, can also be used on Wide Glide front ends if fender spacers are used. Fender is **4.25" wide and 43.5" long**.

11370 SOLD EACH

Fits 19" or 21" wheels on Narrow Glide front end, can also be used on Wide Glide front ends if fender spacers are used. Fender is **4.75" wide and 43.5" long**.

11399 SOLD EACH

Fits 19" or 21" wheels on Narrow Glide front end, can also be used on Wide Glide front ends if fender spacers are used. Fender is **5.50" wide and 43.5" long**.

Heavy duty front fenders made from 0.080" (14 gauge) steel and formed in one piece for added strength. Unlike the two piece welded fenders these won't split or crack down the middle. The fenders have been phosphate etched to help prevent corrosion and to give a good surface for primers to adhere. They are supplied raw and un-drilled for custom applications.



- Inlet
- Exhaust

- Frames
- Accessories
- Kickstands

- Front Ends

- Gas Tanks
- Accessories

- Dash
- Instruments

- Oil Tanks
- Accessories

- Fenders

- Engine
- Accessories

- Clutch
- Transmission
- Drive Line

- Handlebar
- Controls

- Brakes

- Forward Controls
- Footpegs
- Accessories

- Hubs
- Axles
- Wheels
- Accessories

- Lighting
- License Plate Mounts
- Accessories

- Electrical
- Accessories

- Miscellaneous

Note: Always check fender fit and installation before painting.

Custom 21" Front Fenders



11391 SOLD EACH

Custom 4.25" front fender ready to be trimmed to your own individual taste. Fits 19" or 21" wheels on Narrow Glide front end, can also be used on Wide Glide front ends if fender spacers are used. **Fender is 4.25" wide and 47.74" long.**

11400 SOLD EACH

Custom 4.75" front fender ready to be trimmed to your own individual taste. Fits 19" or 21" wheels on Narrow Glide front end, can also be used on Wide Glide front ends if fender spacers are used. **Fender is 4.75" wide and 47.74" long.**

11401 SOLD EACH

Custom 5.50" front fender ready to be trimmed to your own individual taste. Fits 19" or 21" wheels on Narrow Glide front end, can also be used on Wide Glide front ends if fender spacers are used. **Fender is 5.50" wide and 47.74" long.**

Heavy duty front fenders made from 0.080" (14 gauge) steel and formed in one piece for added strength. Unlike the two piece welded fenders these won't split or crack down the middle. The fenders have been phosphate etched to help prevent corrosion and to give a good surface for primers to adhere. They are supplied raw, un-trimmed and un-drilled for custom applications.



Ribbed Steel Fender



11600 SOLD EACH

Fits 19" wheels on Narrow Glide front ends for that OLD SCHOOL look. Fender is 4.75" wide and 38.50" long.

11601 SOLD EACH

Fits 21" wheels on Narrow Glide front ends for that OLD SCHOOL look. Fender is 4.75" wide and 38.50" long.

- Inlet
- Exhaust

- Frames
- Accessories
- Kickstands

- Front Ends

- Gas Tanks
- Accessories

- Dash
- Instruments

- Oil Tanks
- Accessories

- Fenders

- Engine
- Accessories

- Clutch,
- Transmission
- Drive Line

- Handlebar
- Controls

- Brakes

- Forward
- Controls
- Footpegs
- Accessories

- Hubs
- Axles
- Wheels
- Accessories

- Lighting
- License
- Plate Mounts
- Accessories

- Electrical
- Accessories

- Miscellaneous

Heavy Duty Fat Bob Rear Fenders for Softails



11384 SOLD EACH
 Replaces 59914-86A
 Fits FXST, FXSTC and FXSTS models from 1984 to 1996.

11381 SOLD EACH
 Replaces 59753-97
 Fits FXST, FXSTC, FXSTS and FXSTB models from 1997 thru 1999.

11382 SOLD EACH
 Replaces 59914-00
 Fits FXST, FXSTS and FXSTB models from 2000 to present.

Heavy duty 0.060" (16 gauge) exact duplicates of the OEM rear fenders. The fenders have been phosphate etched to help prevent corrosion and to give a good surface for primers to adhere. They are supplied raw and come pre-drilled for the fender struts. These Softail fenders are perfect for crash repairs or to convert the full fenders on Heritage models.

Extra Wide Heavy Duty Fat Bob Fender



11383 SOLD EACH
 Fits Softail models 1984 to present and custom applications.

This steel rear fender was designed not to split, its made from one piece in 0.060" (16 gauge) steel which has been phosphate etched to help prevent corrosion and to give a good base for primers to adhere. The fender is 9" wide, has a more rounded profile across the top to match with today's lower profile tires, a rolled edge along the sides to give a more stylish look and an ignition module mounting position already set in. Will accommodate big wheel conversions with tires up to 225 wide.

Fatbob Fender and Strut Kit



11432 SOLD AS KIT
 Replaces 59914-86A
 Fits Softail models from 1984 thru 1996.

Here's a deal that's tough to pass-up!
 Kit includes our HEAVY DUTY 16 gauge reproduction of the 59914-86A fender. We've been told that the beaded edge on our fender is nicer than stock where the edge is consistent for the full length of the fender - no waves along the rolled edge. The fenders are pre-drilled for stock mounting. These have the same finish as all of our WILDCARD fenders - a minimum of work is required to prep. these fenders. Included is a set of chrome plated fender struts with all holes provided for stock mounting on 1984 thru 1996 Softail models.



- Inlet
- Exhaust

- Frames
- Accessories
- Kickstands

- Front Ends

- Gas Tanks
- Accessories

- Dash
- Instruments

- Oil Tanks
- Accessories

- Fenders

- Engine
- Accessories

- Clutch
- Transmission
- Drive Line

- Handlebar
- Controls

- Brakes

- Forward Controls
- Footpegs
- Accessories

- Hubs
- Axles
- Wheels
- Accessories

- Lighting
- License Plate Mounts
- Accessories

- Electrical
- Accessories

- Miscellaneous

- Inlet
- Exhaust

Fat Bob Rear Fender for Softails



11312 SOLD EACH

Replaces 59914-86A
Fits FXST, FXSTC and FXSTS models from 1984 to 1996.

Exact duplicate of the OEM rear fender. Comes with all necessary wiring loom clips and is pre-drilled for the fender struts. This Softail fender is perfect for crash repairs or to convert the full fenders on Heritage models.

Fat Bob Style Rear Fender



11308 SOLD EACH

Fits Big Twin models and custom applications with left side chain drive.

Raw unpainted finish OEM style Fat Bob rear fender. 38" long, 6-3/4" wide and 5-1/2" deep.

Rear Fender for FX Models



11320 SOLD EACH

Replaces 59682-78
Fits 4 speed FX models 1973 to 1985.

Perfect reproduction of the OEM 4 speed FX rear fender **with tail light mount**. Will mount directly to the OEM fender struts.

Fat Bob Rear Fender for FXWG



11310 SOLD EACH

Replaces 59904-80
Fits FXWG models 1980 to 1986.

Perfect reproduction of the OEM rear fender, stock replacement for FXWG 1980 to 1986. Accepts stock style as well as custom taillight brackets. Comes with raw finish.

Fat Bob Rear Fenders for Sportsters



11313 SOLD EACH

Fits Sportster models 1982 to 1993.

11314 SOLD EACH

Fits Sportster models 1994 to Present.

These raw and unpainted steel fenders will give your Sportster that custom look. Fenders come with weld in tail light brackets. Available for 1982 to 1993 and 1994 to Present Sportster models.

Custom Rear Fender for FX Models



11311 SOLD EACH

Fits stock 4 speed FX frame using the stock style fender struts (will not fit 1972 to 1985 FXWG models).

Custom rear fender for the speedy conversion to that Fat Bob look.

FXR Fat Bob Fender and Tail Light Kit



11318 SOLD EACH

Fits all FXR models from 1982 to 1994.

A three piece kit that includes Fat Bob fender, Fat Bob tail light and Deluxe tail light bracket. Features flush mount tail light positioning. Bolts easily to all stock fender struts.

Rear Fender for Early Sportster Models



11319 SOLD EACH

Replaces 59611-73A
Fits Sportster models from 1973 to 1978.

Raw, unpainted steel rear fender with stock mounting holes in the sides, comes with tail light hole.

Bobbed Rear Fender for FX Models



11315 SOLD EACH

Replaces 59584-73A
Fits 1971 to 1985 FX models.

Custom style 6-3/8" wide Bobbed rear fender **without tail light mounting** so any custom after market tail light can be mounted.

- Frames
- Accessories
- Kickstands

- Front Ends

- Gas Tanks
- Accessories

- Dash
- Instruments

- Oil Tanks
- Accessories

- Fenders

- Engine
- Accessories

- Clutch
- Transmission
- Drive Line

- Handlebar
- Controls

- Brakes

- Forward Controls
- Footpegs
- Accessories

- Hubs
- Axles
- Wheels
- Accessories

- Lighting
- License Plate Mounts
- Accessories

- Electrical
- Accessories

- Miscellaneous

Rear Fender for Heritage Softails



11237 SOLD EACH

Fits all Softail models from 1984 to 1999 as a custom replacement.

This fender is 7/8" wide and ready to use as an OEM replacement part or for FXST models wanting to convert over to full one piece fenders. Comes in an unpainted raw finish with pre-drilled holes for the fender struts. Fender has a smooth finish without a tail light mounting so that custom tail lights can be used.

Heritage Style Rear Fender for FXR Models



11321 SOLD EACH

Fits FXR models from 1982 to 1994.

This fender combines the classic styling of the Heritage Softail with the popular rubber mount design of the FXR. It mounts between the stock rear fender struts of FXR models and has the mounting for the 1973 up style tail light.

FL & FLH Hinged Rear Fender



11316 SOLD EACH

Replaces 59604-65A
Fits 4 speed FL & FLH models 1958 to 1984 and FX models from 1973 to Present if FL style fender struts are used.

Two piece hinged rear fender, rear section is un-drilled to accept your choice of tail light. Small indent must be made in the front right lower corner to clear the battery.

Hinged Rear Fender for Early Big Twins



11317 SOLD EACH

Replaces 3711-39
Fits Big Twin models 1936 to 1948.

Perfectly shaped and detailed reproduction of the rigid rear fender on early Big Twins, comes complete with brackets ready to bolt on.

Hinged Rear Fender for Rigid Big Twins



11309 SOLD EACH

Replaces 59612-41
Fits Big Twin models 1949 to 1957.

Replacement rear fender for rigid frame Big Twins, comes with the braces. Tail light holes are un-drilled to permit your choice of tail light.

- Inlet
- Exhaust

- Frames
- Accessories
- Kickstands

- Front Ends

- Gas Tanks
- Accessories

- Dash
- Instruments

- Oil Tanks
- Accessories

- Fenders

- Engine
- Accessories

- Clutch
- Transmission
- Drive Line

- Handlebar
- Controls

- Brakes

- Forward Controls
- Footpegs
- Accessories

- Hubs
- Axles
- Wheels
- Accessories

- Lighting
- License Plate Mounts
- Accessories

- Electrical
- Accessories

- Miscellaneous

- Inlet
- Exhaust

Round Top Rigid Rear Fenders



11371 SOLD EACH

Custom 9.00" Rigid rear fender ready to be trimmed to your own individual taste. Fits Rigid style frames using up to 200mm wide rear tires. Fender is **9.00" wide and 39.33" long**.

11374 SOLD EACH

Custom 11.00" Rigid rear fender ready to be trimmed to your own individual taste. Fits Rigid style frames using up to 250mm wide rear tires. Fender is **11.00" wide and 39.33" long**.

11387 SOLD EACH

Custom 12.50" Rigid rear fender ready to be trimmed to your own individual taste. Fits Rigid style frames using up to 280mm wide rear tires. Fender is **12.50" wide and 39.33" long**.

11413 SOLD EACH

Custom 13.5" Rigid rear fender ready to be trimmed to your own individual taste. Fits Rigid-style frames using up to 300mm wide rear tires. Fender is **13.50" wide and 43.38" long**.

11436 SOLD EACH

Custom 14.25" Rigid rear fender ready to be trimmed to your own individual taste. Fits Rigid-style frames using up to 330mm wide rear tires. Fender is **14.25" wide and 43.38" long**.

Heavy duty 9.00", 11.00", 12.50", 13.50" and 14.25" rear fenders for Rigid style frames. Fenders are made from 0.080" (14 gauge) steel and formed in one piece for added strength. Unlike the two piece welded fenders these won't split or crack down the middle. The fenders have been phosphate etched to help prevent corrosion and to give a good surface for primers to adhere. They are supplied raw and un-drilled for custom applications.

Rigid Rear Fender without Chain Cut



11414 SOLD EACH

Custom 13.50" Rigid rear fender trimmed to length but without chain cut so you can trim it to your own individual taste. Fits Rigid-style frames using up to 300mm wide rear tires. Fender is **13.50" wide and 40.25" long**.


11437 SOLD EACH

Custom 14.25" Rigid rear fender trimmed to length but without chain cut so you can trim it to your own individual taste. Fits Rigid-style frames using up to 330mm wide rear tires. Fender is **14.25" wide and 40.25" long**.

Heavy duty 13.50" and 14.25" rear fender for Rigid style frames. Fender is made from 0.080" (14 gauge) steel and formed in one piece for added strength. Unlike the two piece welded fenders these won't split or crack down the middle. The fenders have been phosphate etched to help prevent corrosion and to give a good surface for primers to adhere. They are supplied raw and un-drilled for custom applications.



Left Side Drive Rigid Rear Fenders



11372 SOLD EACH

Fits Rigid style **left side drive** frames using up to 200 wide rear tires, fender is **9.00" wide and 39.33" long**.

11373 SOLD EACH

Fits Rigid style **left side drive** frames using up to 250 wide rear tires, fender is **11.00" wide and 39.33" long**.

11388 SOLD EACH

Fits Rigid style **left side drive** frames using up to 280mm wide rear tires, fender is **12.50" wide and 39.33" long**.

11415 SOLD EACH

Fits Rigid style **left side drive** frames using up to 300mm wide rear tires, fender is **13.50" wide and 40.25" long**.

Heavy duty 9.00", 11.00", 12.50" and 13.50" rear fenders for Rigid style frames. Fenders are made from 0.080" (14 gauge) steel and formed in one piece for added strength. Unlike the two piece welded fenders these won't split or crack down the middle. The fenders have been phosphate etched to help prevent corrosion and to give a good surface for primers to adhere. They are supplied raw and un-drilled for custom applications.

- Frames
- Accessories
- Kickstands

- Front Ends

- Gas Tanks
- Accessories

- Dash
- Instruments

- Oil Tanks
- Accessories

- Fenders

- Engine
- Accessories

- Clutch
- Transmission
- Drive Line

- Handlebar
- Controls

- Brakes

- Forward Controls
- Footpegs
- Accessories

- Hubs
- Axles
- Wheels
- Accessories

- Lighting
- License Plate Mounts
- Accessories

- Electrical
- Accessories

- Miscellaneous

Right Side Drive Rigid Rear Fenders



11396 SOLD EACH
Fits Rigid style **right side drive** frames using up to 250mm wide rear tires, fender is **11.00" wide and 39.33" long**.

11397 SOLD EACH
Fits Rigid style **right side drive** frames using up to 280mm wide rear tires, fender is **12.50" wide and 39.33" long**.

11416 SOLD EACH
Fits Rigid style **right side drive** frames using up to 300mm wide rear tires, fender is **13.50" wide and 40.25" long**.

11438 SOLD EACH
Fits Rigid style **right side drive** frames using up to 330mm wide rear tires, fender is **14.25" wide and 40.25" long**.

Heavy duty 11.00", 12.50", 13.50" and 14.25" right side drive rear fenders for Rigid style frames. Fenders are made from 0.080" (14 gauge) steel and formed in one piece for added strength. Unlike the two piece welded fenders these won't split or crack down the middle. The fenders have been phosphate etched to help prevent corrosion and to give a good surface for primers to adhere. They are supplied raw and un-drilled for custom applications.

Custom Softail Rear Fenders



11375 SOLD EACH
Custom 9.00" Softail rear fender ready to be trimmed to your own individual taste. Fits Softail-style frames using up to 200mm wide rear tires. Fender is **9.00" wide and 46.75" long**.

11440 SOLD EACH
Custom 10.25" Softail rear fender ready to be trimmed to your own individual taste. Fits Softail-style frames using up to 240mm wide rear tires. Fender is **10.25" wide and 45.88" long**.

11377 SOLD EACH
Custom 11.00" Softail rear fender ready to be trimmed to your own individual taste. Fits Softail-style frames using up to 250mm wide rear tires. Fender is **11.00" wide and 46.75" long**.

11389 SOLD EACH
Custom 12.50" Softail rear fender ready to be trimmed to your own individual taste. Fits Softail-style frames using up to 280mm wide rear tires. Fender is **12.50" wide and 45.88" long**.

11404 SOLD EACH
Custom 13.50" Softail rear fender ready to be trimmed to your own individual taste. Fits Softail-style frames using up to 330mm wide rear tires. Fender is **13.50" wide and 45.88" long**.

Heavy duty 9.00", 10.25", 11.00", 12.50" and 13.50" rear fenders for Softail-style frames. Fenders are made from 0.080" (14 gauge) steel and formed in one piece for added strength. Unlike the two piece welded fenders these won't split or crack down the middle. The fenders have been phosphate etched to help prevent corrosion and to give a good surface for primers to adhere. They are supplied raw, un-trimmed and un-drilled for custom applications.

Round Top Softail Rear Fenders



11376 SOLD EACH
Fits Softail-style frames using up to 200 wide rear tires, fender is **9.00" wide and 33.90" long**.

11441 SOLD EACH
Fits Softail-style frames using up to 240 wide rear tires, fender is **10.25" wide and 33.90" long**.

11378 SOLD EACH
Fits Softail-style frames using up to 250 wide rear tires, fender is **11.00" wide and 33.90" long**.

11390 SOLD EACH
Fits Softail-style frames using up to 280mm wide rear tires, fender is **12.50" wide and 31.57" long**.

11405 SOLD EACH
Fits Softail-style frames using up to 330 wide rear tires, fender is **13.50" wide and 31.57" long**.

Heavy duty 9.00", 10.25", 11.00", 12.50" and 13.50" rear fenders for Softail-style frames. Fenders are made from 0.080" (14 gauge) steel and formed in one piece for added strength. Unlike the two piece welded fenders these won't split or crack down the middle. The fenders have been phosphate etched to help prevent corrosion and to give a good surface for primers to adhere. They are supplied raw and un-drilled for custom applications.

- Inlet
- Exhaust

- Frames
- Accessories
- Kickstands

- Front Ends

- Gas Tanks
- Accessories

- Dash
- Instruments

- Oil Tanks
- Accessories

- Fenders

- Engine
- Accessories

- Clutch
- Transmission
- Drive Line

- Handlebar
- Controls

- Brakes

- Forward Controls
- Footpegs
- Accessories

- Hubs
- Axles
- Wheels
- Accessories

- Lighting
- License Plate Mounts
- Accessories

- Electrical
- Accessories

- Miscellaneous



- Inlet
- Exhaust

Crusader Softail Rear Fender



11394 SOLD EACH
Fits Softail-style frames. **Fender is 7.25" wide and 24.99" long.**

Heavy duty 7.25" rear fender for Softail-style frames. Fenders are made from 0.080" (14 gauge) steel and formed in one piece for added strength. Unlike the two piece welded fenders these won't split or crack down the middle. The fenders have been phosphate etched to help prevent corrosion and to give a good surface for primers to adhere. They are supplied raw and un-drilled for custom applications.

Round Top Softail Rear Fenders with License Plate Frame & Stop / Tail light



11442 SOLD EACH
Fits Softail-style frames using up to 240 wide rear tires, fender is **10.25" wide and 33.90" long.** Includes chrome CNC machined license plate frame with DOT approved Half Moon LED stop and tail light.

11443 SOLD EACH
Fits Softail-style frames using up to 250 wide rear tires, fender is **11.00" wide and 33.90" long.** Includes chrome CNC machined license plate frame with DOT approved Half Moon LED stop and tail light.

11444 SOLD EACH
Fits Softail-style frames using up to 280mm wide rear tires, fender is **12.50" wide and 31.57" long.** Includes chrome CNC machined license plate frame with DOT approved Half Moon LED stop and tail light.

11445 SOLD EACH
Fits Softail-style frames using up to 330 wide rear tires, fender is **13.50" wide and 31.57" long.** Includes chrome CNC machined license plate frame with DOT approved Half Moon LED stop and tail light.

Heavy duty 9.00", 10.25", 11.00", 12.50" and 13.50" rear fenders with **license plate box** for Softail-style frames. Fenders are made from 0.080" (14 gauge) steel and formed in one piece for added strength. Unlike the two piece welded fenders these won't split or crack down the middle. The fenders have been phosphate etched to help prevent corrosion and to give a good surface for primers to adhere. They are supplied raw and un-drilled for custom applications. Includes chrome CNC machined license plate frame with DOT approved Half Moon LED stop and tail light.

- Frames
- Accessories
- Kickstands

- Front Ends

- Gas Tanks
- Accessories

- Dash
- Instruments

- Oil Tanks
- Accessories

- Fenders

- Engine
- Accessories

- Clutch
- Transmission
- Drive Line

- Handlebar
- Controls

- Brakes

- Forward Controls
- Footpegs
- Accessories

- Hubs
- Axles
- Wheels
- Accessories

- Lighting
- License Plate Mounts
- Accessories

- Electrical
- Accessories

- Miscellaneous



Custom applications

These heavy duty fenders are made from either 0.080" (14 gauge) steel or 0.12" aluminum. They are formed in one piece for added strength. Unlike the normal two piece welded fenders these won't split or crack down the middle. The steel fenders have been phosphate etched to help prevent corrosion and to give a good surface for primers to adhere. They are available in four widths and several different styles. All rear fenders are supplied raw and un-drilled for custom applications.

Note: Always check fender fit and installation before painting.

Ridge Line & Smooth Custom Rear Fenders



- 11067** SOLD EACH
Aluminum Smooth Custom 9.00" wide, 38.75" long rear fender.
- 11069** SOLD EACH
Aluminum Smooth Custom 11.00" wide, 38.75" long rear fender.
- 11145** SOLD EACH
Steel Smooth Custom 7.25" wide, 38.75" long rear fender.
- 11146** SOLD EACH
Steel Smooth Custom 8.50" wide, 38.75" long rear fender.
- 11147** SOLD EACH
Steel Smooth Custom 9.00" wide, 38.75" long rear fender.
- 11149** SOLD EACH
Steel Smooth Custom 11.00" wide, 38.75" long rear fender.
- 11185** SOLD EACH
Steel Ridge Line Custom 7.25" wide, 38.75" long rear fender.
- 11186** SOLD EACH
Steel Ridge Line Custom 8.50" wide, 38.75" long rear fender.
- 11187** SOLD EACH
Steel Ridge Line Custom 9.00" wide, 38.75" long rear fender.
- 11189** SOLD EACH
Steel Ridge Line Custom 11.00" wide, 38.75" long rear fender.

Ridge Line & Smooth Sentry Rear Fenders



- 11082** SOLD EACH
Aluminum Smooth Sentry 9.00" wide, 33.7" long rear fender.
- 11084** SOLD EACH
Aluminum Smooth Sentry 11.00" wide, 33.7" long rear fender.
- 11160** SOLD EACH
Steel Smooth Sentry 7.25" wide, 33.7" long rear fender.
- 11161** SOLD EACH
Steel Smooth Sentry 8.50" wide, 33.7" long rear fender.
- 11162** SOLD EACH
Steel Smooth Sentry 9.00" wide, 33.7" long rear fender.
- 11164** SOLD EACH
Steel Smooth Sentry 11.00" wide, 33.7" long rear fender.
- 11200** SOLD EACH
Steel Ridge Line Sentry 7.25" wide, 33.7" long rear fender.
- 11201** SOLD EACH
Steel Ridge Line Sentry 8.50" wide, 33.7" long rear fender.
- 11202** SOLD EACH
Steel Ridge Line Sentry 9.00" wide, 33.7" long rear fender.
- 11204** SOLD EACH
Steel Ridge Line Sentry 11.00" wide, 33.7" long rear fender.

- Inlet
- Exhaust

- Frames
- Accessories
- Kickstands

- Front Ends

- Gas Tanks
- Accessories

- Dash
- Instruments

- Oil Tanks
- Accessories

- Fenders

- Engine
- Accessories

- Clutch
- Transmission
- Drive Line

- Handlebar
- Controls

- Brakes

- Forward Controls
- Footpegs
- Accessories

- Hubs
- Axles
- Wheels
- Accessories

- Lighting
- License Plate Mounts
- Accessories

- Electrical
- Accessories

- Miscellaneous

Custom applications

These heavy duty fenders are made from either 0.080" (14 gauge) steel or 0.12" aluminum. They are formed in one piece for added strength. Unlike the normal two piece welded fenders these won't split or crack down the middle. The steel fenders have been phosphate etched to help prevent corrosion and to give a good surface for primers to adhere. They are available in four widths and several different styles. All rear fenders are supplied raw and un-drilled for custom applications.

Note: Always check fender fit and installation before painting.

Ridge Line & Smooth Classic Rear Fenders



11072 SOLD EACH
Aluminum Smooth Classic 9.00" wide, 33.7" long rear fender.

11074 SOLD EACH
Aluminum Smooth Classic 11.00" wide, 33.7" long rear fender.

11150 SOLD EACH
Steel Smooth Classic 7.25" wide, 33.7" long rear fender.

11151 SOLD EACH
Steel Smooth Classic 8.50" wide, 33.7" long rear fender.

11152 SOLD EACH
Steel Smooth Classic 9.00" wide, 33.7" long rear fender.

11154 SOLD EACH
Steel Smooth Classic 11.00" wide, 33.7" long rear fender.

11190 SOLD EACH
Steel Ridge Line Classic 7.25" wide, 33.7" long rear fender.

11191 SOLD EACH
Steel Ridge Line Classic 8.50" wide, 33.7" long rear fender.

11192 SOLD EACH
Steel Ridge Line Classic 9.00" wide, 33.7" long rear fender.

11194 SOLD EACH
Steel Ridge Line Classic 11.00" wide, 33.7" long rear fender.

Ridge Line & Smooth Stretched Classic Rear Fenders



11155 SOLD EACH
Steel Smooth Stretched Classic 7.25" wide, 36.7" long rear fender.

11156 SOLD EACH
Steel Smooth Stretched Classic 8.50" wide, 36.7" long rear fender.

11157 SOLD EACH
Steel Smooth Stretched Classic 9.00" wide, 36.7" long rear fender.

11159 SOLD EACH
Steel Smooth Stretched Classic 11.00" wide, 36.7" long rear fender.

11195 SOLD EACH
Steel Ridge Line Stretched Classic 7.25" wide, 36.7" long rear fender.

11196 SOLD EACH
Steel Ridge Line Stretched Classic 8.50" wide, 36.7" long rear fender.

11197 SOLD EACH
Steel Ridge Line Stretched Classic 9.00" wide, 36.7" long rear fender.

11199 SOLD EACH
Steel Ridge Line Stretched Classic 11.00" wide, 36.7" long rear fender.

- Inlet
- Exhaust

- Frames
- Accessories
- Kickstands

- Front Ends

- Gas Tanks
- Accessories

- Dash
- Instruments

- Oil Tanks
- Accessories

- Fenders

- Engine
- Accessories

- Clutch
- Transmission
- Drive Line

- Handlebar
- Controls

- Brakes

- Forward Controls
- Footpegs
- Accessories

- Hubs
- Axles
- Wheels
- Accessories

- Lighting
- License Plate Mounts
- Accessories

- Electrical
- Accessories

- Miscellaneous

Custom applications

These heavy duty fenders are made from 0.080" (14 gauge) steel. They are formed in one piece for added strength. Unlike the normal two piece welded fenders these won't split or crack down the middle. The fenders have been phosphate etched to help prevent corrosion and to give a good surface for primers to adhere. They are available in four widths and several different styles. All rear fenders are supplied raw and un-drilled for custom applications.

Note: Always check fender fit and installation before painting.

Ridge Line & Smooth Sabre Rear Fenders



11180 SOLD EACH
Steel Smooth Sabre 7.25" wide, 32.79" long rear fender.

11181 SOLD EACH
Steel Smooth Sabre 8.50" wide, 32.79" long rear fender.

11182 SOLD EACH
Steel Smooth Sabre 9.00" wide, 32.79" long rear fender.

11184 SOLD EACH
Steel Smooth Sabre 11.00" wide, 32.79" long rear fender.

11220 SOLD EACH
Steel Ridge Line Sabre 7.25" wide, 32.79" long rear fender.

11221 SOLD EACH
Steel Ridge Line Sabre 8.50" wide, 32.79" long rear fender.

11222 SOLD EACH
Steel Ridge Line Sabre 9.00" wide, 32.79" long rear fender.

11224 SOLD EACH
Steel Ridge Line Sabre 11.00" wide, 32.79" long rear fender.

Ridge Line & Smooth Sport Rear Fenders



11165 SOLD EACH
Steel Smooth Sport 7.25" wide, 33.7" long rear fender.

11166 SOLD EACH
Steel Smooth Sport 8.50" wide, 33.7" long rear fender.

11167 SOLD EACH
Steel Smooth Sport 9.00" wide, 33.7" long rear fender.

11169 SOLD EACH
Steel Smooth Sport 11.00" wide, 33.7" long rear fender.

11205 SOLD EACH
Steel Ridge Line Sport 7.25" wide, 33.7" long rear fender.

11206 SOLD EACH
Steel Ridge Line Sport 8.50" wide, 33.7" long rear fender.

11207 SOLD EACH
Steel Ridge Line Sport 9.00" wide, 33.7" long rear fender.

11209 SOLD EACH
Steel Ridge Line Sport 11.00" wide, 33.7" long rear fender.

- Inlet
- Exhaust

- Frames
- Accessories
- Kickstands

- Front Ends

- Gas Tanks
- Accessories

- Dash
- Instruments

- Oil Tanks
- Accessories

- Fenders

- Engine
- Accessories

- Clutch
- Transmission
- Drive Line

- Handlebar
- Controls

- Brakes

- Forward Controls
- Footpegs
- Accessories

- Hubs
- Axles
- Wheels
- Accessories

- Lighting
- License Plate Mounts
- Accessories

- Electrical
- Accessories

- Miscellaneous

Custom applications

These heavy duty fenders are made from 0.080" (14 gauge) steel. They are formed in one piece for added strength. Unlike the normal two piece welded fenders these won't split or crack down the middle. The fenders have been phosphate etched to help prevent corrosion and to give a good surface for primers to adhere. They are available in four widths and several different styles. All rear fenders are supplied raw and un-drilled for custom applications.

Note: Always check fender fit and installation before painting.

Ridge Line & Smooth Pro Rear Fenders



11170 SOLD EACH
Steel Smooth Pro 7.25" wide, 29.6" long rear fender.

11171 SOLD EACH
Steel Smooth Pro 8.50" wide, 29.6" long rear fender.

11172 SOLD EACH
Steel Smooth Pro 9.00" wide, 29.6" long rear fender.

11174 SOLD EACH
Steel Smooth Pro 11.00" wide, 29.6" long rear fender.

11210 SOLD EACH
Steel Ridge Line Pro 7.25" wide, 29.6" long rear fender.

11211 SOLD EACH
Steel Ridge Line Pro 8.50" wide, 29.6" long rear fender.

11212 SOLD EACH
Steel Ridge Line Pro 9.00" wide, 29.6" long rear fender.

11214 SOLD EACH
Steel Ridge Line Pro 11.00" wide, 29.6" long rear fender.

Ridge Line & Smooth Pro Stretched Rear Fenders



11175 SOLD EACH
Steel Smooth Pro Stretched 7.25" wide, 32.6" long rear fender.

11176 SOLD EACH
Steel Smooth Pro Stretched 8.50" wide, 32.6" long rear fender.

11177 SOLD EACH
Steel Smooth Pro Stretched 9.00" wide, 32.6" long rear fender.

11179 SOLD EACH
Steel Smooth Pro Stretched 11.00" wide, 32.6" long rear fender.

11215 SOLD EACH
Steel Ridge Line Pro Stretched 7.25" wide, 32.6" long rear fender.

11216 SOLD EACH
Steel Ridge Line Pro Stretched 8.50" wide, 32.6" long rear fender.

11217 SOLD EACH
Steel Ridge Line Pro Stretched 9.00" wide, 32.6" long rear fender.

11219 SOLD EACH
Steel Ridge Line Pro Stretched 11.00" wide, 32.6" long rear fender.

- Inlet
- Exhaust

- Frames
- Accessories
- Kickstands

- Front Ends

- Gas Tanks
- Accessories

- Dash
- Instruments

- Oil Tanks
- Accessories

- Fenders

- Engine
- Accessories

- Clutch
- Transmission
- Drive Line

- Handlebar
- Controls

- Brakes

- Forward Controls
- Footpegs
- Accessories

- Hubs
- Axles
- Wheels
- Accessories

- Lighting
- License Plate Mounts
- Accessories

- Electrical
- Accessories

- Miscellaneous

Heavy Duty Custom Flat Rear Fenders



11329 SOLD EACH
6" wide flat fender for custom applications.

11330 SOLD EACH
7.5" wide flat fender for custom applications.

11331 SOLD EACH
8.5" wide flat fender for custom applications.

11332 SOLD EACH
9" wide flat fender for custom applications.

These made in the USA heavy duty 0.080" (14 gauge) raw steel fenders are designed to fit Rigid style frames but can be used for other custom applications.


Tilt Back Sissy Bar



11327 SOLD EACH
Fits Rigid style frames with 9" wide flat fenders.

Beautifully chrome plated tilt back sissy bar from 5/8" round stock. Measures 19" above fender with a total height of 32". Use with KW 9" flat fender PT# 11332.

Straight Back Sissy Bar



11328 SOLD EACH
Fits Rigid style frames with 9" wide flat fenders.

Beautifully chrome plated straight back sissy bar from 5/8" round stock. Measures 17-1/4" above fender with a total height of 32-1/2". Use with KW 9" flat fender PT# 11332.

7.5" to 9" Flat Rear Fender Braces



11323 SOLD EACH
Fits 7.5" wide flat rear fenders.



Fatbob Style Fender Support



11322 SOLD EACH
Fits Fatbob style rear fenders.

5" & 6" Flat Fender Brace



11326 SOLD EACH
Fits 5" & 6" wide flat fenders.

11324 SOLD EACH
Fits 8.5" wide flat rear fenders.



11325 SOLD EACH
Fits 9" wide flat rear fenders.

- Inlet
- Exhaust

- Frames
- Accessories
- Kickstands

- Front Ends

- Gas Tanks
- Accessories

- Dash
- Instruments

- Oil Tanks
- Accessories

- Fenders

- Engine
- Accessories

- Clutch
- Transmission
- Drive Line

- Handlebar
- Controls

- Brakes

- Forward Controls
- Footpegs
- Accessories

- Hubs
- Axles
- Wheels
- Accessories

- Lighting
- License Plate Mounts
- Accessories

- Electrical
- Accessories

- Miscellaneous

- Inlet
- Exhaust

Strutless Classic Rear Fenders



11227 SOLD EACH
Strutless Classic 8.50" wide, 37.5" long rear fender.

11228 SOLD EACH
Strutless Classic 9.00" wide, 37.5" long rear fender.

11230 SOLD EACH
Strutless Classic 11.00" wide, 37.5" long rear fender.

These fenders will fit most Softail frames that measure 11" wide between the strut mounts. They will also fit most aftermarket frames with the use of spacers provided. The fenders are made from heavy duty 0.080" (14 gauge) steel and give approx 135 degrees of wheel coverage. All fenders come phosphate etched to help prevent corrosion and to give a good base for primers to adhere.

Strutless Sentry Rear Fenders



11231 SOLD EACH
Strutless Sentry 8.50" wide, 34" long rear fender.

11232 SOLD EACH
Strutless Sentry 9.00" wide, 34" long rear fender.

11234 SOLD EACH
Strutless Sentry 11.00" wide, 34" long rear fender.

These heavy duty Strutless fenders are made from 0.080" (14 gauge) steel. They will fit most Softail frames that measure 11" wide between the strut mounts. They will also fit most aftermarket frames with the use of spacers provided and give approx 135 degrees of wheel coverage. All fenders come phosphate etched to help prevent corrosion and to give a good base for primers to adhere.

- Frames
- Accessories
- Kickstands

- Front Ends

- Gas Tanks
- Accessories

- Dash
- Instruments

- Oil Tanks
- Accessories

- Fenders

- Engine
- Accessories

- Clutch
- Transmission
- Drive Line

- Handlebar
- Controls

- Brakes

- Forward Controls
- Footpegs
- Accessories

- Hubs
- Axles
- Wheels
- Accessories

- Lighting
- License Plate Mounts
- Accessories

- Electrical
- Accessories

- Miscellaneous

Wide Ass 9" Strutless Rear Fender



11225 SOLD EACH
Wide Ass Strutless 9.00" wide, 27.6" long rear fender.

These 0.060" (16 gauge) fender has been designed to fit most Softail frames that measure 11" wide between the strut mounts. It will also fit most aftermarket frames with the use of spacers provided. Fender comes phosphate etched to help prevent corrosion and to give a good base for primers to adhere.

Bad Ass 11" Strutless Rear Fender



11226 SOLD EACH
Bad Ass Strutless 11.00" wide, 27.6" long rear fender.

These 0.060" (16 gauge) fender will fit most Softail frames that measure 11" wide between the strut mounts. It will also fit most aftermarket frames with the use of spacers provided. Fender comes phosphate etched to help prevent corrosion and to give a good base for primers to adhere.

9" Wide Strutless Fender for 180 - 200 Rear Tires



11338 SOLD EACH
Fits custom applications using 180 to 200 width tires.

These made in the USA one piece 0.080" (14 gauge) strutless fenders have Kraft's radiused struts perfectly welded in place for a clean custom look.



9" Wide Strutless Fender for 2000 up Softtail-style Frame



11340 SOLD EACH
Fits 2000 up Softtail-style frames and custom applications using 180 to 200 width tires. Fender is 31.5" long.

These made in the USA one piece 0.080" (14 gauge) strutless fenders have Kraft's radiused struts perfectly welded in place for a clean custom look. They have the ignition module location already set in the fender.

11" Wide Strutless Fender for 230 - 250 Rear Tires



11339 SOLD EACH
Fits custom applications using 230 to 250 width tires.

These one piece 0.080" (14 gauge) strutless fenders are made in the USA and have Kraft's radiused struts perfectly welded in place for a clean custom look.

Strutless Fenders with Box for 180 - 300 Rear Tires



11341 SOLD EACH
Fits custom applications using 180 to 200 width tires. 9" wide strutless fender. Fender is 30" long.

11342 SOLD EACH
Fits custom applications using 240 width tires. 11" wide strutless fender. Fender is 30" long.

11419 SOLD EACH
Fits custom applications using 300 width tires. 13.50" wide strutless fender. Fender is 30" long.

These one piece 0.080" (14 gauge) strutless fenders are made in the USA and have Kraft's radiused struts perfectly welded in place for a clean custom look. They have the ignition module location already set in the fender.

- Inlet
- Exhaust

- Frames
- Accessories
- Kickstands

- Front Ends

- Gas Tanks
- Accessories

- Dash
- Instruments

- Oil Tanks
- Accessories

- Fenders

- Engine
- Accessories

- Clutch
- Transmission
- Drive Line

- Handlebar
- Controls

- Brakes

- Forward Controls
- Footpegs
- Accessories

- Hubs
- Axles
- Wheels
- Accessories

- Lighting
- License Plate Mounts
- Accessories

- Electrical
- Accessories

- Miscellaneous

- Inlet
- Exhaust

Billet Fender Spacers



11500 SOLD IN PAIRS
1.00" billet fender spacers with window.

11501 SOLD IN PAIRS
1-1/8" billet fender spacers with window.

11502 SOLD IN PAIRS
1-1/4" billet fender spacers with window.

11503 SOLD IN PAIRS
1-3/8" billet fender spacers with window.

11504 SOLD IN PAIRS
1-1/2" billet fender spacers with window.

Beautifully chromed billet fender spacers available in widths from 1" up to 1-1/2" and several different styles. Makes mounting a Narrow Glide fender to a Mid Glide or Wide Glide front end easy. Fender spacers are 2-3/4" between mounting holes and accept 5/16" mounting bolts.

- Frames
- Accessories
- Kickstands

- Front Ends

- Gas Tanks
- Accessories

- Dash
- Instruments

- Oil Tanks
- Accessories

- Fenders

- Engine
- Accessories

- Clutch
- Transmission
- Drive Line

- Handlebar
- Controls

- Brakes

- Forward Controls
- Footpegs
- Accessories

- Hubs
- Axles
- Wheels
- Accessories

- Lighting
- License Plate Mounts
- Accessories

- Electrical
- Accessories

- Miscellaneous

Billet Fender Spacers



11510 SOLD IN PAIRS
1" billet fender spacers with 3 line ball mill finish.

11511 SOLD IN PAIRS
1-1/8" billet fender spacers with 3 line ball mill finish.

11512 SOLD IN PAIRS
1-1/4" billet fender spacers with 3 line ball mill finish.

11513 SOLD IN PAIRS
1-3/8" billet fender spacers with 3 line ball mill finish.

11514 SOLD IN PAIRS
1-1/2" billet fender spacers with 3 line ball mill finish.

Beautifully chromed billet fender spacers available in widths from 1" up to 1-1/2". Makes mounting a Narrow Glide fender to a Mid Glide or Wide Glide front end easy. Fender spacers are 2-3/4" between mounting holes and accept 5/16" mounting bolts.

Billet Fender Spacers



11505 SOLD IN PAIRS
1.00" billet fender spacers with slotted window.

11506 SOLD IN PAIRS
1-1/8" billet fender spacers with slotted window.

11507 SOLD IN PAIRS
1-1/4" billet fender spacers with slotted window.

11508 SOLD IN PAIRS
1-3/8" billet fender spacers with slotted window.

11509 SOLD IN PAIRS
1-1/2" billet fender spacers with slotted window.

Beautifully chromed billet fender spacers available in widths from 1" up to 1-1/2" and several different styles. Makes mounting a Narrow Glide fender to a Mid Glide or Wide Glide front end easy. Fender spacers are 2-3/4" between mounting holes and accept 5/16" mounting bolts.

Crown Style Fender Spacers for FL Models

NEW



11517 SOLD AS SET
Fits FL models using 5.50" front fenders like our Ducktail front fender PT#11455.

Nicely chrome plated CNC machined billet 6061-T6 aluminum. Adds a custom touch to the front of your Road King.

Measures 3.00" center to center between leg mounting holes, 1.38" thick at leg mounting point, 4.25" high and 5.00" across the widest point.

Springer Fender Mountings

NEW



11515 SOLD AS SET
Fits 3/4" and 1" Front legs of Springer Front Ends.

Nicely chrome plated Springer front fender mounting tabs.

Radiused Contour Fender Struts



11359 SOLD AS SET
Fits custom applications.

Raw finish steel struts for 9" fenders.

11363 SOLD AS SET
Fits custom applications.

Raw finish steel struts for 11" fenders.

11360 SOLD AS SET
Fits custom applications.


Chrome plated steel struts for 9" fenders.

11364 SOLD AS SET
Fits custom applications.

Chrome plated steel struts for 11" fenders.

These made in the USA fender struts have a nicely radiused CNC milled profile. Available in raw or chrome finish.

Slotted Radiused Contour Fender Struts



11361 SOLD AS SET
Fits custom applications.

Raw finish steel struts for 9" fenders.

11365 SOLD AS SET
Fits custom applications.

Raw finish steel struts for 11" fenders.

11362 SOLD AS SET
Fits custom applications.

Chrome plated steel struts for 9" fenders.

11366 SOLD AS SET
Fits custom applications.

Chrome plated steel struts for 11" fenders.

These made in the USA fender struts have a nicely radiused CNC milled profile. Available in raw or chrome finish.

Kraft/Tech Strut Mounting hardware Kit



05100 SOLD AS KIT
Strut Mounting Hardware for Softail Style Kraft/Tech Frames - **RAW**

05101 SOLD AS KIT
Strut Mounting Hardware for Softail Style Kraft/Tech Frames - **CHROME**

These kits are specifically designed for mounting Kraft/Tech curved struts as well as strutless fenders to Softail style frames. Kits included 2 pieces 1/2" - 13 x 1" flathead allen bolts as well as 4 pieces 3/8" - 10 x 1" buttonhead bolts.

Fender Struts



22001 SOLD IN PAIRS
European made raw steel fender struts for stock Softail frames with our "Wide-Ass" kit, with up to 10" wide fenders. Can also be use on our Wide Tail, Super-Ass and Sportail frames.

22000 SOLD IN PAIRS
European made raw steel fender struts for our Wide Tail, Super-Ass and Sportail frames with up to 10" wide fenders with a 10mm (0.394") offset. Also fits stock Softail frames with up to 12" wide fenders.


22002 SOLD IN PAIRS
European made raw steel fender struts for our Wide Tail, Super-Ass and Sportail frames with up to 8-1/2" wide fenders with a 2mm (0.079") offset. Can also be use as a replacement on pre 1985 Softail models with up to 10" wide fenders.

Curved Fender Struts



22003 SOLD IN PAIRS
Fits Sportail, Super-Ass and Wide-Tail frames with up to 8" wide fenders. Also fits stock Softail frames with up to 10" wide fenders.

Billet Rigid Frame Fender Struts



22005 SOLD IN PAIRS
Fender struts for all Rigid frame rear fenders.

Beautifully chromed billet aluminum fender struts.

- Inlet
- Exhaust

- Frames
- Accessories
- Kickstands

- Front Ends

- Gas Tanks
- Accessories

- Dash
- Instruments

- Oil Tanks
- Accessories

- Fenders

- Engine
- Accessories

- Clutch
- Transmission
- Drive Line

- Handlebar
- Controls

- Brakes

- Forward Controls
- Footpegs
- Accessories

- Hubs
- Axles
- Wheels
- Accessories

- Lighting
- License Plate Mounts
- Accessories

- Electrical
- Accessories

- Miscellaneous

- Inlet
- Exhaust

Fender Braces for Rigid Round Top Fenders

- Frames
- Accessories
- Kickstands



- Front Ends

- Gas Tanks
- Accessories

- Dash
- Instruments

- Oil Tanks
- Accessories

11409 SOLD EACH
Fits 9.00" wide round top Rigid fenders on our 180 Rigid frames.

- Fenders

11410 SOLD EACH
Fits 11.00" wide round top Rigid fenders on our 230 / 240 / 250 Rigid frames.

- Engine
- Accessories

11411 SOLD EACH
Fits 12.50" wide round top Rigid fenders on our 280 Rigid frames.

- Clutch
- Transmission
- Drive Line

11412 SOLD EACH
Fits 13.50" wide round top Rigid fenders on our 300 Rigid frames.

- Handlebar
- Controls

These braces are fabricated from 1/4" thick steel, then styled to enhance the lines of frame, fender and that big, bad wheel & tire. These braces are made specifically to work with our Wild Card Rigid fenders. One continuous piece of metal makes for the strongest rear fender brace on the market.

- Brakes

License Plate Mounting Chrome hardware Kit



- Forward Controls
- Footpegs
- Accessories

- Hubs
- Axles
- Wheels
- Accessories

- Lighting
- License Plate Mounts
- Accessories

- Electrical
- Accessories

05063 SOLD AS KIT
Fits all models and custom applications.

License plate mounting hardware kit.

- Miscellaneous

FL Fender Side Trims & Fender Bottom Trim



11265 SOLD EACH
Replaces 59207-49
Front fender bottom trim only.

Fits FL models 1959 to 1966 will also fit all FL style front fenders 1949 to 1986.

11266 SOLD AS SET
Replaces 59205-57 & 59206-57
Front fender Side Trim set only (**does not include the front fender trim as show in the picture**).

Fits FL models 1959 to 1966 will also fit all FL style front fenders 1949 to 1986.

Perfectly chrome plated reproduction of the early style FL front fender tips and side trims.

Chrome License Plate Frame



11269 SOLD EACH
Fits all 7" x 4" license plates with 5-3/4" x 2-3/4" mounting holes.

Chrome plated die cast license frame.

Chrome License Plate Mounts



11267 SOLD AS SET
Flat style, fits all rear fenders from 1955 to Present, except FXWG & FXST models.

11268
Pyramid style, fits all rear fenders from 1955 to Present, except FXWG & FXST models.

Beautifully chrome plated replacements for the up right multi piece license plate mount and bracket on rear fenders. Comes with mounting hardware and two rubbers to help isolate vibration and allow you to mount the license plate to match the fender profile.

Engine & Accessories



- Inlet
- Exhaust

- Frames
- Accessories
- Kickstands

- Front Ends

- Gas Tanks
- Accessories

- Dash
- Instruments

- Oil Tanks
- Accessories

- Fenders

- Engine
- Accessories

- Clutch
- Transmission
- Drive Line

- Handlebar
- Controls

- Brakes

- Forward Controls
- Footpegs
- Accessories

- Hubs
- Axles
- Wheels
- Accessories

- Lighting
- License Plate Mounts
- Accessories

- Electrical
- Accessories

- Miscellaneous

- Inlet
- Exhaust

5 Speed Top Motor Mount



71003 SOLD EACH

Replaces 47159-79TA
Fits Evolution Big Twin except Dyna Glide & rubber mounted
Shovelhead models 1980 to 1999 with 5 speed transmissions.

Beautifully chrome plated top motor mount.

- Frames
- Accessories
- Kickstands

- Front Ends

- Gas Tanks
- Accessories

- Dash
- Instruments

- Oil Tanks
- Accessories

- Fenders

- Engine
- Accessories

- Clutch
- Transmission
- Drive Line

- Handlebar
- Controls

- Brakes

- Forward Controls
- Footpegs
- Accessories

- Hubs
- Axles
- Wheels
- Accessories

- Lighting
- License Plate Mounts
- Accessories

- Electrical
- Accessories

- Miscellaneous

Big Twin Motor Mount



71002 SOLD EACH

Fits Big Twin models 1948 to 1984 except Evolution models.

Top motor mount with perfect chrome finish.

Top Motor Mounts for Big Twins



15004 SOLD EACH

Replaces 16853-48
Fits Big Twin models from 1948 to 1984 (except Evolution models).

Top motor mount with beautiful chrome finish.

Heavy Duty Big Twin Motor Mount



71005 SOLD AS KIT

Replaces 16852-87T
Fits Big Twin models 1984 to 1999.

Chrome plated heavy duty two piece top motor mount bracket.

Heavy Duty Softail Top Motor Mount



71004 SOLD EACH

Replaces 16852-83A
Fits all Softail models 1984 to 1999.

Chrome plated Softail top motor mount, heavy duty replacement for stock version.

Extra Heavy Duty Softail Top Motor Mount



71007 SOLD AS KIT

Fits all Softail models up to 1999.

Heavy duty chrome plated top motor mount made from 1/4" steel plate. Kit also includes a chrome horn bracket.

Evo Big Twin Motor Mounts



71041 SOLD AS SET
Fits Evo Big Twin models from 1984 thru 1999.

Beautifully chromed motor mounts.

Heavy Duty Top Motor Mount



71006 SOLD EACH
Replaces 69018-87T
Fits any model with ignition switch and choke on the top motor mount.

Heavy duty chrome plated top motor mount.

Top Motor Mounts for FX Models



15002 SOLD EACH
Replaces 69018-73TA
Fits FX & FXE models from 1973 to 1980.

Beautifully chrome plated top motor mount.

Big Twin Top Motor Mount



15009 SOLD EACH
Fits all Big Twin models.

Beautifully chrome plated made in the USA top motor mount.

Heavy Duty Top Motor Mount



15001 SOLD EACH
Replaces 69013-87T
Fits any model with choke only on top motor mount.

Heavy duty top motor mount with perfect chrome finish.

Top Motor Mounts for FX Models



15003 SOLD EACH
Replaces 69013-77TB
Fits FXS, FXEF, FXB & FXSB models from 1977 to 1984.

Top motor mount with perfect chrome finish.

- Inlet
- Exhaust

- Frames
- Accessories
- Kickstands

- Front Ends

- Gas Tanks
- Accessories

- Dash
- Instruments

- Oil Tanks
- Accessories

- Fenders

- Engine
- Accessories

- Clutch
- Transmission
- Drive Line

- Handlebar
- Controls

- Brakes

- Forward Controls
- Footpegs
- Accessories

- Hubs
- Axles
- Wheels
- Accessories

- Lighting
- License Plate Mounts
- Accessories

- Electrical
- Accessories

- Miscellaneous

- Inlet
- Exhaust

Sportster Rear Motor Mount



15008 SOLD EACH
 Replaces 16203-67
 Fits XLH models 1967 to 1981 and XLCH models 1970 to 1981.

A high quality replacement rear motor mount.

Evolution Twin Cam Motor Mount Adaptor



71040 SOLD AS KIT
 This European made adapter kit is designed with the custom bike builder in mind. It allows you to use a Twin Cam "A" engine as used in Dyna Glide and FLH / FLT models, in conjunction with a 1985 thru 1999 Softail transmission in most frames that are originally made for an Evolution Big Twin such as our Wide Tail or Super-Ass frames. There is very little grinding on the engine cases required to allow for wrench clearance. The adapter plate is precision machined from a solid block of billet aluminum for strength and true Custom Style. Kit comes complete with all necessary hardware as well as comprehensive fitting instructions.

- Frames
- Accessories
- Kickstands

- Front Ends

- Gas Tanks
- Accessories

- Dash
- Instruments

- Oil Tanks
- Accessories

- Fenders

- Engine
- Accessories

- Clutch
- Transmission
- Drive Line

- Handlebar
- Controls

- Brakes

- Forward Controls
- Footpegs
- Accessories

- Hubs
- Axles
- Wheels
- Accessories

- Lighting
- License Plate Mounts
- Accessories

- Electrical
- Accessories

- Miscellaneous

Sportster Top Motor Mount & Coil Bracket



71001 SOLD EACH
 Replaces 16250-57
 Fits Sportster models 1957 to 1985 except 1979 to 1981 XR models.

Chrome plated combination top motor mount and coil bracket.

Rear Engine Mount Cover for Rubber Mount Engines



50043 SOLD AS KIT
 Fits 1984 to 1986 models.

50044 SOLD AS KIT
 Fits 1987 to 1999 models.

A chrome plated rear engine mount cover to dress up that rough spot between the crankcase and the gearbox on rubber mounted engines. Comes complete with spacers and chrome plated 3/8" UNC bolts for the 1984 to 1986 models and 3/8" UNF bolts for the 1987 to 1999 models.

Chrome Front Motor Mount Covers



Sportster Top Motor Mounts



15005 SOLD EACH
 Replaces 16250-57 & 16251-58
 Fits all Sportster models 1957 to 1985 (except XR). 1979 to 1981 models use only cylinder bridge piece.

Chrome plated stock style top motor mounts.

Evolution Sportster Top Motor Mount Cover



50002 SOLD EACH
 Replaces 16274-88T
 Fits all Evolution Sportster models.

Beautifully chrome plated top motor mount cover that follows the contours of the stock motor mount.

15006 SOLD EACH
 Fits Softail models 1984 to 1999.

Add an extra highlight to your engine with this chrome plated front motor mount cover. Easy to install and looks great.

15007 SOLD EACH
 Fits FXR models 1984 to 1994.

Add an extra detail to your engine with this chrome plated front motor mount cover. Easy to install and looks great.

74" Panhead Cylinders



71015 SOLD EACH
Replaces 16483-48
Fits Panhead models 1948 to 1965 with 74" cylinders, Front.

71016 SOLD EACH
Replaces 16492-48
Fits Panhead models 1948 to 1965 with 74" cylinders, Rear.

Stock displacement cast iron replacement cylinders. These cylinders have been bored and honed to very close tolerances.

Note: Due to variations in piston size always check piston to cylinder clearances. These cylinders have been manufactured as stock replacements and should not be run at compression ratios higher than 8.5 to 1.

Note: Stock head bolts may not have enough clearance, replacement bolts maybe necessary.

Evolution Big Twin Cylinders



71022 SOLD EACH
Replaces 16510-83A
Fits Evolution Big Twin 1340 models from 1984 to 1999.

These cylinders have fine grain centrifugal cast ductile steel liners. The liners have been cast into the aluminum cylinders and give a much better heat transfer than pressed in liners. The liners have been honed to a few thousands undersize to allow you to re-hone them to the tolerances needed for the pistons used.

74" & 80" Shovelhead Cylinders



71017 SOLD EACH
Replaces 16484-66B & 16485-74A
Fits 74" Shovelhead models from 1966 to 1979. Front cylinder.

71018 SOLD EACH
Replaces 16492-66B & 16492-74A
Fits 74" Shovelhead models from 1966 to 1979. Rear cylinder.

Stock displacement cast iron replacement cylinders. These cylinders have been bored and honed to very close tolerances.

Note: Due to variations in piston size always check piston to cylinder clearances. These cylinders have been manufactured as stock replacements and should not be run at compression ratios higher than 8.5 to 1.

Note: Stock head bolts may not have enough clearance, replacement bolts maybe necessary.

Rocker Cover Spacer



50010 SOLD AS PAIR
Replaces 17509-54
Fits original Panhead and aftermarket covers.

Thick polished aluminum D-ring spacers with allen mounting screws.

Big Bore Shovelhead Cylinders



71021 SOLD EACH
Standard length front cylinder.

71023 SOLD EACH
Standard length rear cylinder.

71019 SOLD EACH
+0.20 length front cylinder.

71020 SOLD EACH
+0.20 length rear cylinder.

These 3-5/8" Big Bore cylinders have been cast in alloyed iron for greater strength. They have been precision machined for a perfect fit. The standard length cylinders work with OEM flywheels, the +0.20 length cylinders require aftermarket Stoker flywheels.

Note: Due to variations in piston size always check piston to cylinder clearances. These cylinders have been manufactured as stock replacements and should not be run at compression ratios higher than 8.5 to 1.

Note: Stock head bolts may not have enough clearance, replacement bolts maybe necessary.

Stainless Twin Cam Rocker Box Bolts



05509 SOLD AS SET
Fits all Twin Cam models.

Polished stainless steel Twin Cam rocker box bolts.



- Inlet
- Exhaust

- Frames
- Accessories
- Kickstands

- Front Ends

- Gas Tanks
- Accessories

- Dash
- Instruments

- Oil Tanks
- Accessories

- Fenders

- Engine
- Accessories

- Clutch
- Transmission
- Drive Line

- Handlebar
- Controls

- Brakes

- Forward Controls
- Footpegs
- Accessories

- Hubs
- Axles
- Wheels
- Accessories


- Lighting
- License Plate Mounts
- Accessories

- Electrical
- Accessories

- Miscellaneous

- Inlet
- Exhaust

Rocker Covers for Evolution Engines



50001

COMPLETE KIT FOR ONE CYLINDER
Fits Evolution Big Twin models from late 1992 to 1999.

50007

SPACER RING ONLY
Replaces 17529-92
Fits Evolution Big Twin models from late 1992 to 1999.

50006

LOWER COVER WITH GASKET ONLY
Replaces 17530-92
Fits Evolution Big Twin models from late 1992 to 1999.

50015

COMPLETE KIT FOR ONE CYLINDER
Fits 5 Speed Sportster models from 1991 to Present.

50018

TOP COVER WITH GASKET ONLY
Replaces 17551-96
Fits 5 Speed Sportster models from 1991 to Present.

50017

SPACER RING ONLY
Replaces 17538-96
Fits 5 Speed Sportster models from 1991 to Present.


50016

LOWER COVER WITH GASKET ONLY
Replaces 17537-96
Fits 5 Speed Sportster models from 1991 to Present.

50019

ROCKER BOX GASKET KIT
Fits 5 Speed Sportster models from 1991 to Present.


Rubber Umbrella Valve



07001

SOLD PACK OF 10
Replaces 26856-89
Fits Evolution Big Twins from late 1992 to 1999.

Aluminum Rocker Covers for Evolution Engines



50021

SOLD IN PAIRS
Fits Evolution Big Twin models 1984 to 1999.

27008

SOLD AS KIT
Replacement gasket kit only.

Chrome plated die cast rocker box kit. Provides a more stable rocker arm housing. Kit includes top rocker covers, middle rocker cover spacers, bottom inner rocker covers, rubber umbrella valves, gaskets, seals and hardware for the front and rear cylinders.

Replacement Rocker Arms for EVO Models



71011

SOLD EACH
Replaces 17360-83
Fits Evolution Big Twin models 1984 to 1999, Twin Cam models 1999 to Present & Sportster models 1986 to Present. Front intake, rear exhaust.

71012

SOLD EACH
Replaces 17375-83
Fits Evolution Big Twin models 1984 to 1999, Twin Cam models 1999 to Present & Sportster models 1986 to Present. Front exhaust, rear intake.

These rocker arms are made to meet and exceed OEM specifications.

Note : One of each required per cylinder head.

TC-88 Camshaft Support Plate



71044

SOLD EACH
Fits Twin Cam 88.

Made from 7075 billet aluminum & hard coat anodized, will not flex or expand & contract as OEM plates do. All oil ports are drilled & taped for Grade-8 port plugs, all edges are radiused for extra cam cover clearance. Comes with oil pump relief valve & spring.

Rocker Arm Support Plate



71045

SOLD EACH
Replaces 17594-99
Fits Twin Cam models from 1999 thru 2006.

A great performance enhancing product for Twin Cam 88 motors, made of hard coat anodized 6061-T651 aluminum. This beefed up support doubles the strength of the die-cast stock part. It keeps rocker arm shaft locations in stock position and will eliminate flexing when using high lift cams & stiff valve springs. Made in USA.

- Frames
- Accessories
- Kickstands

- Front Ends

- Gas Tanks
- Accessories

- Dash
- Instruments

- Oil Tanks
- Accessories

- Fenders

- Engine
- Accessories

- Clutch
- Transmission
- Drive Line

- Handlebar
- Controls

- Brakes

- Forward Controls
- Footpegs
- Accessories

- Hubs
- Axles
- Wheels
- Accessories

- Lighting
- License Plate Mounts
- Accessories

- Electrical
- Accessories

- Miscellaneous

Panhead Rocker Cover



50009 SOLD EACH
Replaces 17500-48
Fits Panhead models 1948 to 1965.

Show chromed replacement rocker cover.

Big Twins Nose Cone Gear Cover



50045 SOLD EACH
Replaces 25268-84A
Fits Big Twins with end oiling 1973 to 1992.

Top quality chrome plated nose cone cam gear covers, machined within OEM specifications.

50003 SOLD EACH
Replaces 25256-93
Fits Big Twins with end oiling 1993 to 1999.

Top quality chrome plated nose cone cam gear covers, machined within OEM specifications.

Note: Cam bushing must be reamed to size.

Sportster Sprocket Cover



50005 SOLD EACH
Replaces 34911-81TB
Fits 4 speed Sportster models from 1982 to 1990.

These chrome plated die cast aluminum covers are a perfect reproduction of the OEM part.

Slip Over Nose Cone Cover



50004 SOLD EACH
Fits Big Twins models up to 1999, will not fit Billet nose cones.

Beautifully chrome plated nose cone slip over cover. Installed in minutes, simply slip them over the existing nose cone.

Camshaft Bearing



71042 SOLD EACH
Replaces 9058
Fits Big Twin models from 1958 thru 1999 excluding Twin Cam models.

Camshaft needle bearing.

Cam Position Sensor Plates



75165 SOLD EACH
Replaces 32400-80A
Fits FLT models from 1980 thru 1993, FXR models from 1980 thru 1994, FXST models from 1984 thru 1985 & XL models from 1980 thru 1994.

75138 SOLD EACH
Replaces 32400-94
Fits FLT models from 1994 thru 1995, XL models from 1995 thru 1997 & XL 1200S models from 1998 thru 2001.

75166 SOLD EACH
Replaces 32404-90
Fits Dyna models from 1991 thru 1995.

These "OE" style Cam Position Sensors feature a highly sensitive hall effect sensor to assure an accurate timing position. They have built in voltage regulation, reverse battery protection and superior temperature stability.

BDL's Twin Cam Shaft Cover



50068 SOLD AS KIT
Fits all Twin Cam applications.

BDL's new cam cover is made from 6061-T6 billet aluminum. Designed, precision machined and polished in house, with all the quality standards that you've come to expect from BDL. The kit includes the cam cover, special bolt, cam cover end adapter and seal.

- Inlet
- Exhaust

- Frames
- Accessories
- Kickstands

- Front Ends

- Gas Tanks
- Accessories

- Dash
- Instruments

- Oil Tanks
- Accessories

- Fenders

- Engine
- Accessories

- Clutch
- Transmission
- Drive Line

- Handlebar
- Controls

- Brakes

- Forward Controls
- Footpegs
- Accessories

- Hubs
- Axles
- Wheels
- Accessories

- Lighting
- License Plate Mounts
- Accessories

- Electrical
- Accessories

- Miscellaneous

- Inlet
- Exhaust

Inner Pushrod Tube for Big Twins



71030 SOLD IN SETS OF 4
Replaces 17935-79B
Fits Shovelhead models 1980 to 1984 and Evolution Big Twin models 1984 to 1999.

Replacement inner pushrod tube for Shovelhead and Evolution Big Twin models 1980 to 1999.


Panhead Pushrod Tube Assembly



71014 SOLD AS SET
Fits Panhead models 1948 to 1965.

Chrome plated pushrod tube assembly for Panhead models.

Sportster Pushrod Tube Assembly



71013 SOLD AS SET
Fits Sportster models 1957 to 1985.

Chrome plated pushrod tube assembly for Sportster models.

- Frames
- Accessories
- Kickstands

- Front Ends

- Gas Tanks
- Accessories

- Dash
- Instruments

- Oil Tanks
- Accessories

- Fenders

- Engine
- Accessories

Pushrod Tube Spring & Cap Set for Ironhead Sportster & Panhead



71029 SOLD IN SET OF 4
Replaces 17947-36, 17945-36B & 6762B
Fits Ironhead Sportster models 1957 to 1985 and Panhead models 1948 to 1965.

Complete kit includes pushrod tube spring, cap and washers, springs, keepers and chrome plated push rod cover caps. Except for the keeper all parts in this kit can also be used on all other models with OHV Big Twin engines, including Twin Cam, from 1937 to Present.

Shovelhead Pushrod Tube Assembly



71028 SOLD AS KIT, ORDER 4 FOR ONE ENGINE
Fits all shovelhead models from 1966 to 1984.

Chrome plated push rod tube assembly, includes push rod cover, push rod tube, spring, washer and chrome plated cap for push rod cover.

- Clutch
- Transmission
- Drive Line

- Handlebar
- Controls

- Brakes

- Forward Controls
- Footpegs
- Accessories

- Hubs
- Axles
- Wheels
- Accessories

- Lighting
- License Plate Mounts
- Accessories

- Electrical
- Accessories

- Miscellaneous

Push Rod Kit



71048

SOLD AS KIT

Use on V2 Big Twin models from 1984 thru 1999.

Shovelhead Adjustable Hydraulic Lifter Conversion Kit



71047

SOLD AS KIT

Fits Shovelhead models from 1966 thru 1994.

Kit will correct all problems associated with hydraulic lifters and reduce valve train weight.

- Inlet
- Exhaust

- Frames
- Accessories
- Kickstands

- Front Ends

- Gas Tanks
- Accessories

- Dash
- Instruments

- Oil Tanks
- Accessories

Sportster Adjustable Hydraulic Lifter Conversion Kit



71050

SOLD AS KIT

Fits Sportster models from 1986 thru 2003.

Converts pushrods to solid lifters. This kit will correct all problems associated with hydraulic lifters and reduce valve train weight.

Sportster Adjustable Hydraulic Lifter Kit



71049

SOLD AS KIT

Replaces 17901-86.

Fits Sportster models from 1986 thru 2003.

Made from lightweight aluminum, these are replacement pushrods and use the stock hydraulics.

- Fenders

- Engine
- Accessories

- Clutch
- Transmission
- Drive Line

- Handlebar
- Controls

- Brakes

- Forward Controls
- Footpegs
- Accessories

- Hubs
- Axles
- Wheels
- Accessories

- Lighting
- License Plate Mounts
- Accessories

- Electrical
- Accessories

- Miscellaneous

Chrome Rocker Lines



71010 SOLD AS SET
Replaces 62783-66A & 62785-66A
Fits Shovelhead models 1966 to 1984.

71027 SOLD AS SET
Replaces 17324-57A
Fits Sportster models 1957 to 1985
except 1957 to 1969 Magneto models.

Replacement oil lines for Shovelhead
and Sportster models, includes fittings
and seals.

Engine Temperature Sensor



17020 SOLD EACH
Replaces 32446-99
Fits FLHRI, FLHTCUI, FLHTCI, FLHRCI,
& FLTRI models from 1999 thru 2002.
FXSTI, FLSTCI, FLSTFI, FXSTSI, FXSTB,
FXSTDI & FLSTSI models from 2001 thru
2002.

Replacement engine temperature sensor
as fitted on late EFI models 1999 thru
2002.

Engine Case Drain Plug



05221 SOLD EACH
Replaces 700
Use on 74" & 80" Big Twin engine case.
3/8" x 24 case plug.

Roller Bearing Retainer



71009 SOLD EACH
Replaces 43578-35
Fits Big Twin engines 1958 to 1986.

Roller bearing retainer only.

Compression Release Valve



71043 SOLD EACH
Fits Big Twin, Sportster and Buell models.

High compression engines can cope
with starting difficulties by using a
stronger battery or a high torque starter.
But a better solution is installing these
compression release valves into the
cylinder heads. Push in the blue cap,
start motor, once motor starts the
compression release automatically
pops off. Installation of these release
valves requires drilling an 8.5 mm hole
and tapping 10mm x 1 thread in the
cylinder head. Overall length of these
release valves is 1-7/16".

FXR Drain Plug



05222 SOLD EACH
Replaces 722A
FXR 3/8" x 18 drain plug.

Chrome Headbolt & Spark Plug Covers



75057 SOLD IN PAIRS
Fits all Evolution engines.

Beautifully chrome plated spark plug
and head bolt covers. These covers
will prevent the bolts from coming
loose and at the same time hide the
spark plugs.

Evolution Head Bolt Covers



50022 SOLD AS SET OF 4
Fits Evolution models including
Sportster 1984 to 1999.

Chrome plated cylinder head bolt covers.

Shovelhead Engine Skid Plate



71008 SOLD EACH
Replaces 24490-38
Fits Big Twins with Shovel motor 1965
to 1984.

Polished Stainless steel skid plate
to protect the engine crankcase.

- Inlet
- Exhaust

- Frames
- Accessories
- Kickstands

- Front Ends

- Gas Tanks
- Accessories

- Dash
- Instruments

- Oil Tanks
- Accessories

- Fenders

- Engine
- Accessories

- Clutch
- Transmission
- Drive Line

- Handlebar
- Controls

- Brakes

- Forward Controls
- Footpegs
- Accessories

- Hubs
- Axles
- Wheels
- Accessories

- Lighting
- License Plate Mounts
- Accessories

- Electrical
- Accessories

- Miscellaneous

Spin On Oil Filters



31025 SOLD EACH

Replaces 63782-80
Fits Sportster models 1980 to early 1984 and 4 speed Big Twin models (except Softails) with factory installed spin on oil filters from late 1982 to 1986.

Chrome plated spin on short oil filter.

31023 SOLD EACH

Replaces 63810-80T
Fits Sportster models 1980 to early 1984 and 4 speed Big Twin models (except Softails) with factory installed spin on oil filters from late 1982 to 1986.

Black spin on short oil filter.

31038 SOLD EACH

Replaces 63796-77T
Fits 5 speed Softail models from 1984 thru 1999, Shovelhead and Evo Big Twin models (except Dyna Glide models) from 1980 thru 1998 and Sportster models from 1984 thru 2003. Will also fit most accessory oil filter kits for Harley Davidsons.

Chrome plated spin on long oil filter.

31029 SOLD EACH

Replaces 63805-80T
Fits all 5 speed models (except Dyna Glides) from 1980 to Present, Sportster models late 1984 thru 2003 and Softail models 1984 to Present. Will also fit most accessory oil filter kits for Harley Davidsons.

Black spin on long oil filter.

31032 SOLD EACH

Replaces 63813-90
Fits Dyna Glide models 1991 to Present, Sportster models 1984 thru 2003 and Big Twin models 1992 to Present.

Chrome plated spin on extra long oil filter.

31034 SOLD EACH

Replaces 63812-90
Fits Dyna Glide models 1991 to Present, Sportster models 1984 thru 2003 and Big Twin models 1992 to Present.

Black spin on extra long oil filter.

Replacement spin on oil filters, manufactured to the highest standard. Each filter features a correctly calibrated pressure relief valve and automotive type quality paper filter.

Magnetic Double Action Oil Filters



31014 SOLD EACH

Replaces 63782-80
Fits Sportster models from 1980 thru 1984 and 4 speed Big Twin models (except Softails) with factory installed spin on oil filters from late 1982 to 1986. Chrome plated short filter.

31015 SOLD EACH

Replaces 63796-77
Fits Sportster models from late 1984 thru 2003, Big Twin models 1992 to Present and Dyna Glide models 1991 to Present. Chrome plated long filter.

31016 SOLD EACH

Replaces 63813-90
Fits Sportster models from late 1984 thru 2003, Big Twin models 1992 to Present and Dyna Glide models 1991 to Present. Chrome plated extra long filter.

31049 SOLD EACH

Replaces 63798-99
Fits Twin Cam engines. Chrome plated long filter.

31050 SOLD EACH

Replaces 63731-99
Fits Twin Cam engines. Black, long filter.

Chrome plated and black oil filters suitable for performance engines. These double action filters have an extra 30% of filtering surface area, built in and calibrated pressure relief valves and a magnetic ring tower to trap any small particles not stopped by the filter element. Oil filters are rolled and crimped on the edges to prevent leakages.

- Inlet
- Exhaust

- Frames
- Accessories
- Kickstands

- Front Ends

- Gas Tanks
- Accessories

- Dash
- Instruments

- Oil Tanks
- Accessories

- Fenders

- Engine
- Accessories

- Clutch
- Transmission
- Drive Line

- Handlebar
- Controls

- Brakes

- Forward Controls
- Footpegs
- Accessories

- Hubs
- Axles
- Wheels
- Accessories

- Lighting
- License Plate Mounts
- Accessories

- Electrical
- Accessories

- Miscellaneous

- Inlet
- Exhaust

Late Model Oil Filters



NEW

31102 SOLD EACH

Replaces 63798-99A
Fits all Twin Cam and Evolution 1340 equipped models from 1999 onwards. Can be used as an upgrade for any model that requires oil filter OEM# 63796-77A, 63805-80A, 63812-90 or 63813-90.

Chrome plated Micro glass oil filter 3.60" long x 2.98" dia.

31103 SOLD EACH

Replaces 63798-99A
Fits all Twin Cam and Evolution 1340 equipped models from 1999 onwards. Can be used as an upgrade for any model that requires oil filter OEM# 63796-77A, 63805-80A, 63812-90 or 63813-90.

Black Micro glass oil filter 3.60" long x 2.98" dia.

Micro glass oil filters available in a chrome plated or black finish. Made to provide filtration to retain dust, soot and other solid matter with low internal pressure relief and anti-drain back valves.

- Frames
- Accessories
- Kickstands

- Front Ends

- Gas Tanks
- Accessories

- Dash
- Instruments

- Oil Tanks
- Accessories

- Fenders

- Engine
- Accessories

- Clutch,
- Transmission
- Drive Line

- Handlebar
- Controls

- Brakes

- Forward
- Controls
- Footpegs
- Accessories

- Hubs
- Axles
- Wheels
- Accessories

- Lighting
- License
- Plate Mounts
- Accessories

- Electrical
- Accessories

- Miscellaneous

In Tank Oil Filter Cartridge



NEW

31104 SOLD EACH

Replaces 63839-59
Fits Big Twin models from 1953 thru early 1982 and XL models from 1954 thru 1978.

Easy to install one piece oil filter, replaces the stock version with a pleated paper element.

Chrome Billet Oil Filter / Regulator Bracket



NEW

31106 SOLD AS KIT

Fits all 4 speed Big Twin and Softail models from 1975 thru 1999.

Custom billet oil filter and regulator mount designed to clean up the front lower mount area. Attaches to the front motor mount area of the engine and utilizes the stock regulator. Kit includes bracket, mounting bolts, spacers, oil line fittings and oil filter. Uses aftermarket oil filter PT# 31025.

Billet Oil Filter / Regulator Mount



NEW

31105 SOLD EACH

Fits all 4 speed Big Twin and Softail models from 1975 thru 1999.

Custom billet oil filter and regulator mount **only**. Designed to clean up the front lower mount area. Attaches to the front motor mount area of the engine and utilizes the stock regulator. **Does not** include oil filter or hose fittings, use Kustomwerks Oil Filter **PT#31025** Short Chrome Oil Filter (order separately).

Spin On Oil Filter Kit for Big Twin Models



31040 SOLD AS KIT
Fits 4 speed Big Twin models from 1970 to Present.

A complete spin on oil filter kit including filter adapter plate which attaches to the front motor mount, hose, hose clamps, straps and full installation instructions.

Note: Will not fit models with regulators mounted to front motor mount.

31038 SOLD EACH
Replaces 63796-77T
Replacement chrome oil filter.

Spin On Oil Filter Kit for Sportster Models



31035 SOLD AS KIT
Fits 1957 to 1981 Sportster models (except 1979 models).

This complete oil filter kit includes a chrome mounting plate that replaces the left hand motor mount plate, a chrome spin on filter, hose, hose clamps and full installation instructions.

- Inlet
- Exhaust

- Frames
- Accessories
- Kickstands

- Front Ends

- Gas Tanks
- Accessories

- Dash
- Instruments

- Oil Tanks
- Accessories

- Fenders

- Engine
- Accessories

- Clutch
- Transmission
- Drive Line

- Handlebar
- Controls

- Brakes

- Forward Controls
- Footpegs
- Accessories

- Hubs
- Axles
- Wheels
- Accessories

- Lighting
- License Plate Mounts
- Accessories

- Electrical
- Accessories

- Miscellaneous

Braided Oil Pressure Lines



83005 SOLD EACH
High quality 12-3/8" long braided stainless oil pressure lines for 1984 thru 1999 Big Twin models

83006 SOLD EACH
High quality 23" long braided stainless oil pressure lines for 1993 to present Sportsters models

83007 SOLD EACH
High quality 22" long braided stainless oil pressure lines for 1999 to present Dyna, FLHT and FLHR models, Softail models from 2000 to present

Steel Braided Hose



83000 SOLD IN 10' ROLL
1/4" ID oil and braided neoprene hose (use 1/4" - 5/16" PT# 83003 hose ends).

83001 SOLD IN 10' ROLL
5/16" ID oil and braided neoprene hose (use 1/4 - 5/16" PT# 83003 hose ends).

83002 SOLD IN 10' ROLL
3/8" ID oil and braided neoprene hose (use 3/8" PT# 83004 hose ends).

These gas resistant hoses are seamless neoprene inside with a steel braided outside. Available in 3 different internal diameters and come in 10' rolls.


Round Hose Ends



83003 SOLD PACK OF 6
Chrome billet round hose ends for 1/4" and 5/16" ID hose.

83004 SOLD PACK OF 6
Chrome billet round hose ends for 3/8" ID hose.

Aluminum Oil Pumps for Big Twin Models



71032 SOLD AS KIT
Fits Big Twin models from 1936 to 1972.

71033 SOLD AS KIT
Fits Big Twin models from 1973 to 1991.

71034 SOLD AS KIT
Fits Big Twin models from 1992 to 1999.

These 1981 up style, oil pumps for Big Twins are made from cast aluminum which is then CNC machined to close tolerances. The high gloss polished finish gives that “different look”. The oil pumps route surplus oil back to the main supply passage rather than the return to eliminate unnecessary filtering and offer the opportunity to upgrade earlier engines to the 1981 up oiling system. This oiling system splits bottom and top end oil supplies, increasing oil pressure to hydraulic lifters and the top end. Another simple, optional modification will improve primary chain oiling in 1965 to 1972 models. The oil pump cover is compatible with both OEM steel oil lines as well as conventional neoprene oil lines to insure a simple installation and professional, uncluttered appearance. The oil pump assemblies come complete with all internal parts assembled, gaskets, drive shaft with keys and snap ring, mounting hardware, check ball and pressure relief valve assemblies.

Note: For maximum flexibility, these oil pumps provide an optional location for the oil supply fitting. Dyna’s, late FL’s and other models with oil tanks below the transmission should use the stock location. Otherwise, under certain circumstances air could enter the oil pump and interfere with engine lubrication. No provision is made for rear chain oiling. The oil pump for 1936 to 1976 Big Twins is equipped with an adjusting screw to control primary oil metering.

Big Twin Oil Pump Cover



71026 SOLD EACH
Fits all models 1986 to 1991 with primary oiler fitting.

Chrome plated oil pump cover designed to fit over the stock aluminum oil pumps.

Magnetic Double Action Oil Filters



31018 SOLD EACH
Replaces 63800-48 & 63800-58
Fits Big Twin models 1940 to 1964 can also be used as a custom oil filter when the OEM oil tank has been replaced by a custom oil tank without internal oil filter.

Beautifully chrome plated reproduction of the early style oil filter assembly.

31042 SOLD AS KIT
Replacement gasket and “O” ring.

- Inlet
- Exhaust

- Frames
- Accessories
- Kickstands

- Front Ends

- Gas Tanks
- Accessories

- Dash
- Instruments

- Oil Tanks
- Accessories

- Fenders

- Engine
- Accessories

- Clutch,
- Transmission
- Drive Line

- Handlebar
- Controls

- Brakes

- Forward
- Controls
- Footpegs
- Accessories

- Hubs
- Axles
- Wheels
- Accessories

- Lighting
- License
- Plate Mounts
- Accessories

- Electrical
- Accessories

- Miscellaneous

Chrome Oil Filter Housing Covers



31047 SOLD AS KIT
Fits all Big Twin models from 1992 to Present.

31048 SOLD AS KIT
Fits 1986 Heritage Softail and all Softail models from 1987 to 1991.

These chrome plated steel covers fit like a second skin over the OEM oil filter housing on your late model Big Twin. They provide an easy and economical means of chroming the right side of your bike. The later version is held in place with silicone (included in the kit) and the earlier version is pinched between the frame and the filter housing when the mounting bolt is tightened.

Oil Pressure Switch



75145 SOLD EACH
Replaces 26554-77
Fits XL models from late 1977 & later.

American made oil pressure switch designed to assure maximum protection of your Harley's engine. These precision calibrated, bright finished parts feature heavy-duty contacts and mica-filled thermoplastic insulators to withstand extreme temperatures. Diaphragms are designed to provide extra assurance against leaks and bursting.

Oil Filter Housing



31017 SOLD EACH
Replaces 26381-92A
Fits Evolution Big Twin models 1992 to 1999.

Chrome plated oil filter housing to replace the black or silver painted OEM version on EVO Big Twins.

Note: Must be used with braided steel or neoprene oil lines.

Oil Pressure Switch



75144 SOLD EACH
Replaces 26552-72
Fits FLH, FLHT & FLH80 models from 1980 thru 1992, FLT models from 1980 thru 1983, FXR, FXRS & FXRT models from 1982 thru 1983, FX, FXE, FXS1200, FXEF-80, FXS-80, FXB-80 & FXWG-80 models from 1971 thru 1984.

American made oil pressure switch designed to assure maximum protection of your Harley's engine. These precision calibrated, bright finished parts feature heavy-duty contacts and mica-filled thermoplastic insulators to withstand extreme temperatures. Diaphragms are designed to provide extra assurance against leaks and bursting.

Oil Pressure Switch



75146 SOLD EACH
Replaces 26561-84
Fits FX models from 1984 thru 1986, FXR models from 1986 thru 1992, Softail models from 1984 & later, Dyna models from 1991 & later, FXRT & FXRS models from 1984 thru 1985, FLT Classic & FLHT Classic models from 1984 thru 1985.

American made oil pressure switch designed to assure maximum protection of your Harley's engine. These precision calibrated, bright finished parts feature heavy-duty contacts and mica-filled thermoplastic insulators to withstand extreme temperatures. Diaphragms are designed to provide extra assurance against leaks and bursting.

Stainless Belt / Chain Sprocket Bolts



05512 SOLD AS SET
Fits Cast wheels from 1973 thru 1999, Lace wheels 1987 thru 1999 (87 thru 94 Lace wheels require PT# 05524 nut kit). Touring models from 2000 thru 2005.

05511 SOLD AS SET
Fits Cast and Lace wheels on Softail models from 2000 thru 2006, Dyna models 2000 thru 2005 and Touring models 2006.



- Inlet
- Exhaust

- Frames
- Accessories
- Kickstands

- Front Ends

- Gas Tanks
- Accessories

- Dash
- Instruments

- Oil Tanks
- Accessories

- Fenders

- Engine
- Accessories

- Clutch
- Transmission
- Drive Line

- Handlebar
- Controls

- Brakes

- Forward Controls
- Footpegs
- Accessories

- Hubs
- Axles
- Wheels
- Accessories

- Lighting
- License Plate Mounts
- Accessories

- Electrical
- Accessories

- Miscellaneous

- Inlet
- Exhaust

Early 4 Speed Big Twin Inner & Outer Primary Cover



13007 SOLD EACH
Replaces 60620-52
Fits 4 Speed Big Twin models 1955 to 1964.

Show chromed **inner primary cover** can be used as stock replacement for early Big Twin models or as a custom replacement for later models without electric start.

13008 SOLD EACH
Fits 4 Speed Big Twin models 1970 to 1984.

Show chromed **inner primary cover** can be used as stock replacement for early Big Twin models or as a custom replacement for later models without electric start.

50023 SOLD EACH
Replaces 60505-36
Fits 4 Speed Big Twin models 1936 to 1954.

Show chromed **outer primary cover** can be used as stock replacement for early Big Twin models or as a custom replacement for later models without electric start.

Big Twin Primary Adjusting Shoe



09023 SOLD EACH
Replaces 39976-65B
Fits Big Twin models 1965 to Present.

Hydraulic Primary Chain Tensioner Kit



13202 SOLD AS KIT
Fits all Big Twin models from 1965 to present including Twin Cams.

Installing this kit is very easy and does not require any special tools or modifications. This uniquely designed hydraulic primary chain tensioner kit improves shifting performance, reduces noise, extends primary chain life, and reduces vibrations caused by the primary chain. The hydraulic plunger doesn't require a feed line, as your primary oil "fills" the system. The tensioner is designed to automatically and continuously self adjust the primary chain tension, even during acceleration and deceleration.

Sportster Primary Adjusting Shoe



13001 SOLD EACH
Replaces 39966-80
Fits Sportster models 1977 to 1990.

Primary Chain Adjuster Pad for Early Sportster



13013 SOLD EACH
Replaces 39978-58
Fits Sportster models from 1957 to 1976.

Inner Primary Lock Tabs



13003 SOLD PACK OF 10
Replaces 33318-85
Fits inner primary covers from 1985 to Present.

Primary Shifter Shaft Bushing for FX



13012 SOLD EACH
Replaces 60593-74
Fits all FX inner primary covers 1974 to 1986 with through the case shifter.

- Frames
- Accessories
- Kickstands

- Front Ends

- Gas Tanks
- Accessories

- Dash
- Instruments

- Oil Tanks
- Accessories

- Fenders

- Engine
- Accessories

- Clutch,
- Transmission
- Drive Line

- Handlebar
- Controls

- Brakes

- Forward
- Controls
- Footpegs
- Accessories

- Hubs
- Axles
- Wheels
- Accessories

- Lighting
- License
- Plate Mounts
- Accessories

- Electrical
- Accessories

- Miscellaneous

Chrome Outer Primary Covers



13005 SOLD EACH
Fits 4 speed FX and 5 speed Softail models 1971 to 1988, includes thrust washers for belt and chain drives.

13006 SOLD EACH
Fits FL models 1970 to 1984, includes thrust washers for belt and chain drives.

Beautifully chrome plated and reinforced outer primary covers. The FL cover differs from the FX cover by having a tab for the floorboard mount in front of the inspection cover. They come ready to install on all 8 hole primaries and there is a flat boss provided for an additional ninth hole if required.

Vented Outer Primary Cover



50061 SOLD EACH
Fits 1989 to present Softail and Dyna models.

Chrome plated reinforced vented outer primary cover. Developed especially for people who want to use a wide aftermarket primary belt drive up to 1-3/4" wide. The vents provide an improved airflow to keep the belt cool while running. Includes starter shaft bushings that will accommodate early or late starter couplers.

50062 SOLD EACH
Vented chrome CNC billet derby cover.

50063 SOLD EACH
Vented chrome CNC billet inspection cover.

Softail & Dyna Outer Primary Covers



50028 SOLD EACH
Fits Softail & Dyna Glide models 1989 to 1994.

50029 SOLD EACH
Fits Softail & Dyna Glide models 1995 to 1998.

Chrome plated reinforced outer primary covers, does not include starter motor shaft bearing. The 1995 to 1998 cover can be used on 1999 to Present models when using a pre-1999 three hole derby cover.

Black Outer Primary Cover



50064 SOLD EACH
Fits Softail models from 1995 to present when using a pre 1999 three hole derby cover.

Black reinforced outer primary cover, does not include starter motor shaft or bushing.

- Inlet
- Exhaust

- Frames
- Accessories
- Kickstands

- Front Ends

- Gas Tanks
- Accessories

- Dash
- Instruments

- Oil Tanks
- Accessories

- Fenders

- Engine
- Accessories

- Clutch
- Transmission
- Drive Line

- Handlebar
- Controls

- Brakes

- Forward Controls
- Footpegs
- Accessories

- Hubs
- Axles
- Wheels
- Accessories

- Lighting
- License Plate Mounts
- Accessories

- Electrical
- Accessories

- Miscellaneous

Softail Inner Primary Covers



50026 SOLD EACH
Replaces 60630-90
Fits Softail models 1990 to 1993.

50027 SOLD EACH
Replaces 60630-94
Fits Softail models 1994 to Present.

Chrome plated reinforced inner primary covers, can be used with performance engines. Does not come with seal, bearing, bushing or lock tab kit.

Black Inner Primary Cover



50065 SOLD EACH
Fits Softail models from 1995 to present.

Black reinforced inner primary cover, does not include seal, bearing, bushing or lock tab kit.

Stainless Side Cover Washers



NEW

05521 SOLD PACK OF 100
Replaces 6099
Fits Classic late 1981 models, FLH-80 & Classic models 82 to present, Shovelhead XL, XLS & XLX models 81 to present, FLT models 1980 to present, FXR, FXRS & FXRT models from 1982 thru 1986, FXST 1984, FXS-80, FXEF, FXWG, FXSB, FXST, FXSTC models 1980 thru 1986.

Polished stainless steel 1/4" x 7/16" x 1/16" side cover washers.



Inner Primary Drain Plug



05220 SOLD EACH
Replaces 60348-65B
Use on 74" & 80" inner primary's.
1/2" x 20 drain plug.

- Inlet
- Exhaust

- Frames
- Accessories
- Kickstands

- Front Ends

- Gas Tanks
- Accessories

- Dash
- Instruments

- Oil Tanks
- Accessories

- Fenders

- Engine
- Accessories

- Clutch
- Transmission
- Drive Line

- Handlebar
- Controls

- Brakes

- Forward Controls
- Footpegs
- Accessories

- Hubs
- Axles
- Wheels
- Accessories

- Lighting
- License Plate Mounts
- Accessories

- Electrical
- Accessories

- Miscellaneous

Primary Drive Kits for Softails



09111 SOLD AS KIT
Replaces 37707-90
Fits Evo Big Twin models from 1990 thru 1993 & custom built bikes with 1990 thru 1993 Evo Big Twin engine, transmission, and starter motor combination.

09112 SOLD AS KIT
Replaces 37707-94
Fits Evo Big Twin models from 1994 thru 1997 & custom built bikes with 1994 thru 1997 Evo Big Twin engine, transmission, and starter motor combination.

09113 SOLD AS KIT
Replaces 37707-98
Fits Evo Big Twin models from 1997 thru 1999 & Twin Cam models from 1999 to present. Will also fit custom built bikes with 1997 thru 1999 engine, transmission, and starter motor combination.

These primary kits contain : Chrome plated inner primary, Chrome plated outer primary cover, complete clutch, compensating sprocket and primary chain tensioner, bearings, bushes, gaskets, derby and inspection cover (not shown). **Requires Softail primary chain from 1984 thru 2005**
PT#12037

Replacement parts :

16100 SOLD EACH
Replaces 9135
Fits all models from 1993 & later.
Transmission main shaft support bearing.

13028 SOLD IN PAIRS
Replaces 60678-85
Fits all models from 1993 & later.
Transmission main shaft support bearing retaining clips.

09114 SOLD EACH
Replaces 12053
Fits FLT, Dyna, FXR & Softail models from 1989 thru 1993.
Starter shaft to inner primary oil seal.

13024 SOLD EACH
Replaces 33445-89
Fits Softail models from 1990 thru 1993.
Starter bush for inner primary cover.

13025 SOLD EACH
Replaces 33445-94
Fits Softail models from 1994 & later.
Starter bush for inner primary cover.

13026 SOLD EACH
Replaces 33446-89
Fits Softail models from 1990 thru 1993.
Starter bush for outer primary cover.

13027 SOLD EACH
Replaces 33446-94
Fits Softail models from 1994 & later.
Starter bush for outer primary cover.

12037 SOLD EACH
Fits Softail models from 1994 thru 2005
Diamond Chains MS standard performance primary chain.

Note : These kits are designed to replace the OEM parts and work best with the OEM starter. The use of High Torque starters will eventually damage the ring gear and pinion.

- Inlet
- Exhaust

- Frames
- Accessories
- Kickstands

- Front Ends

- Gas Tanks
- Accessories

- Dash
- Instruments

- Oil Tanks
- Accessories

- Fenders

- Engine
- Accessories

- Clutch
- Transmission
- Drive Line

- Handlebar
- Controls

- Brakes

- Forward Controls
- Footpegs
- Accessories

- Hubs
- Axles
- Wheels
- Accessories

- Lighting
- License Plate Mounts
- Accessories

- Electrical
- Accessories

- Miscellaneous

- Inlet
- Exhaust

- Frames
- Accessories
- Kickstands

- Front Ends

- Gas Tanks
- Accessories

- Dash
- Instruments

- Oil Tanks
- Accessories

- Fenders

- Engine
- Accessories

- Clutch
- Transmission
- Drive Line

- Handlebar
- Controls

- Brakes

- Forward Controls
- Footpegs
- Accessories

- Hubs
- Axles
- Wheels
- Accessories

- Lighting
- License Plate Mounts
- Accessories

- Electrical
- Accessories

- Miscellaneous

25mm Offset Primary Kits for 6 Speed 2006 up Softail, Dyna FLH & FLT Models



23200

SOLD AS KIT

Fits 6 speed Softail, FLH & FLT models from 2007 to present and Dyna models with wide swingarms from 2006 to present.

In 2006 and 2007 the OEM transmission for Softails, Dyna's and FL models changed from 5 to a "Sportster like" 6 speed transmission. With that the transmission internals changed including the main shaft and the output drive gear. All previous available offset/wide tire kits no longer fit the 6 speed Big Twin transmissions. Therefore Ton Pels designed a totally new offset kit for the OEM 6 speed transmission. This 25mm offset kit allows the use of wider swing arms for up to 250 rear tires while keeping the wheel perfectly centered in the motorcycle. Kit comes with all required parts, such as an extended transmission main shaft and extended main drive gear, primary spacer ring, primary spacer blocks, extended clutch push rod, crankshaft extension and all required gaskets, seals and hardware. Transmission main shaft and main drive gear are CNC machined from High Stress 20CrMnT gear steel forging by one of the worlds leading automotive transmission factories. Gear and shaft are tempered and stress released to a core hardness of 35 to 45 Rockwell and has a surface hardness of 58 to 60 Rockwell. Kit works fine with our 2000 up Softail Wide Swing arms. Dyna 2007 swing arms are in development.

Starter Bushing for Outer Primary Cover



13027

SOLD EACH

Replaces 33446-94
Fits Softail models from 1994 & later.
Starter bushing for outer primary cover.

Starter Bushing for Outer Primary Cover



13026

SOLD EACH

Replaces 33446-89
Fits Softail models from 1990 thru 1993.
Starter bushing for outer primary cover.

Main Shaft Support Bearing



16100

SOLD EACH

Replaces 9135
Fits all models from 1993 & later.
Transmission main shaft support bearing.

Main Shaft Support Bearing Retaining Clips



13028

SOLD IN PAIRS

Replaces 60678-85
Fits all models from 1993 & later.
Transmission main shaft support bearing retaining clips.

Starter Bushing for Inner Primary Cover



13024

SOLD EACH

Replaces 33445-89
Fits Softail models from 1990 thru 1993.
Starter bushing for inner primary cover.

13025

SOLD EACH

Replaces 33445-94
Fits Softail models from 1994 & later.
Starter bushing for inner primary cover.

Starter Shaft to Inner Primary Oil Seal




09114

SOLD EACH

Replaces 12053
Fits FLT, Dyna, FXR & Softail models from 1989 thru 1993.
Starter shaft to inner primary oil seal.

BDL Retro Fit Outboard Support Kit



13198 SOLD AS KIT

Fits all 3" BDL Softtail drives from 1996 onwards and 3" BDL Dyna drives from 1990 onwards.

BDL introduces an all new retro fit outboard bearing support for BDL 3" belt drives. The support is made from 6061 billet aluminum for strength and reliability. The support is a must for all big motor applications, it keeps the engine and transmission shafts from flexing under extreme demands from big motors.

Note : Modifications to front and rear pulleys are required.

- Inlet
- Exhaust

- Frames
- Accessories
- Kickstands

- Front Ends

- Gas Tanks
- Accessories

- Dash
- Instruments

- Oil Tanks
- Accessories

- Fenders

- Engine
- Accessories

- Clutch
- Transmission
- Drive Line

- Handlebar
- Controls

- Brakes

- Forward Controls
- Footpegs
- Accessories

- Hubs
- Axles
- Wheels
- Accessories


- Lighting
- License Plate Mounts
- Accessories

- Electrical
- Accessories

- Miscellaneous

- Inlet
- Exhaust
- Frames
- Accessories
- Kickstands
- Front Ends
- Gas Tanks
- Accessories
- Dash
- Instruments
- Oil Tanks
- Accessories
- Fenders
- Engine
- Accessories
- Clutch
- Transmission
- Drive Line
- Handlebar
- Controls
- Brakes
- Forward Controls
- Footpegs
- Accessories
- Hubs
- Axles
- Wheels
- Accessories
- Lighting
- License Plate Mounts
- Accessories
- Electrical
- Accessories
- Miscellaneous

BDL 2" Polished Belt Drive



13204 SOLD EACH
Fits Softail models from 1990 to present

This all new 2" drive features a one piece billet motor plate, a one piece billet cover which encloses the belt drive and features an all new "SS" reinforced 2" belt.

BDL's all new clutch design eliminates clutch dogs and features an internal mill cut basket to drive the clutch. Their newly designed ball bearing lock up Kevlar clutch (Pat, pending), offers 30% more contact surface than their proven 3" drive, and the new clutch design allows a super quite ride with tremendous clutch engagement. The all new clutch & belt design is engineered to satisfy the most demanding of engine builders and the style of this awesome drive will captivate the imagination of any custom builder.

BDL 2" Black Anodized Belt Drive



13203 SOLD EACH
Fits Softail models from 1990 to present

This all new 2" drive features a one piece billet motor plate, a one piece billet cover which encloses the belt drive and features an all new "SS" reinforced 2" belt.

BDL's all new clutch design eliminates clutch dogs and features an internal mill cut basket to drive the clutch. Their newly designed ball bearing lock up Kevlar clutch (Pat, pending), offers 30% more contact surface than their proven 3" drive, and the new clutch design allows a super quite ride with tremendous clutch engagement. The all new clutch & belt design is engineered to satisfy the most demanding of engine builders and the style of this awesome drive will captivate the imagination of any custom builder.

BDL Complete 3" Drive with Outboard Support



13193 SOLD AS KIT
Softail 3" drive fits 1986 thru 1989 models.

13194 SOLD AS KIT
Softail 3" drive fits 1990 thru 2004 models.



13195 SOLD AS KIT
Softail 3" drive fits 1990 thru 2004 models, includes oil filter mount.

13196 SOLD AS KIT
Dyna 3" drive fits 1990 thru 2001 models.

13197 SOLD AS KIT
Dyna 3" drive fits 2002 thru 2004 models.

BDL introduces a new 3" belt drive with outboard support. The support is made from 6061 billet aluminum for strength and reliability, it keeps the engine and transmission shafts from flexing under extreme demands from big motors.

BDL's Closed Big Twin Belt Drives



Closed belt drivers for Softail, FXR, FLT & Shovelhead. Designed for a bolt in application. The clutch basket features 12 cylindrical replaceable clutch dogs, which allows the clutch steels to maintain constant contact. The polished pressure plate uses nine shoulder bolts and springs, which allows simple installation. The Kevlar clutch plates give maximum performance. comes with a sealed bearing for the inner primary.

13120 SOLD AS KIT

Fits Rubbermount FXR & FLT Big Twin models with rear belt drive from 1986 thru 1989. Belt drive kit with 48 tooth & 68 tooth pulleys.

13121 SOLD AS KIT

Fits Rubbermount FXR & FLT Big Twin models with rear belt drive from 1990 thru 1993. Belt drive kit with 48 tooth & 68 tooth pulleys.

13122 SOLD AS KIT

Fits Rubbermount FXR & FLT Big Twin models with rear belt drive with pinion gear from 1994 & later. Belt drive kit with 48 tooth & 68 tooth pulleys.

13123 SOLD AS KIT

Fits Softail Big Twin models with rear belt drive from 1986 thru 1989. Belt drive kit with 45 tooth & 68 tooth pulleys.

13124 SOLD AS KIT

Fits Softail Big Twin models with rear belt drive from 1990 thru 1993. Belt drive kit with 45 tooth & 68 tooth pulleys.

13125 SOLD AS KIT

Fits Softail Big Twin models with rear belt drive with pinion gear from 1994 & later. Belt drive kit with 45 tooth & 68 tooth pulleys.

13126 SOLD AS KIT

Fits 4 speed Shovelhead models with rear chain drive from 1965 thru 1983. Belt drive kit with 45 tooth & 68 tooth pulleys.

13127 SOLD AS KIT

Fits 5 speed Shovelhead models with rear chain drive from 1979 thru 1983. Belt drive kit with 48 tooth & 68 tooth pulleys.

13128 SOLD AS KIT

Fits 4 speed Shovelhead models with rear belt drive from 1979 thru 1984. Belt drive kit with 45 tooth & 68 tooth pulleys.

Replacement belts :

13083 SOLD EACH

Replacement primary belt for PT#'s 13120, 13121, 13122 & 13127.

13051 SOLD EACH

Replacement primary belt for PT#'s 13123, 13124, 13125 & 13128.

13053 SOLD EACH

Replacement primary belt for PT# 13126.

- Inlet
- Exhaust

- Frames
- Accessories
- Kickstands

- Front Ends

- Gas Tanks
- Accessories

- Dash
- Instruments

- Oil Tanks
- Accessories

- Fenders

- Engine
- Accessories

- Clutch
- Transmission
- Drive Line

- Handlebar
- Controls

- Brakes

- Forward Controls
- Footpegs
- Accessories

- Hubs
- Axles
- Wheels
- Accessories

- Lighting
- License Plate Mounts
- Accessories

- Electrical
- Accessories

- Miscellaneous

3" 8mm Electric Start Open Belt Drives



Polished 6061-T6 one piece motor plate, locks the transmission and engine together. Available with or without an oil filter mount in the motor plate. These belt drive kits include a 3" wide belt drive unit, polished pressure plate, polished aluminum side plate and pulley covers, a double row sealed mainshaft bearing and competitor clutch with Kevlar plates.

Note : Kits require the use of a 1990 to Present style starter. Some modifications may be necessary to install the starter.

13105 SOLD AS KIT
 Fits Softtail models from 1986 thru 1989.
 3" open drive kit, requires the use of a 1990 up style starter and some modifications may be necessary to install the starter.

13106 SOLD AS KIT
 Fits Softtail models from 1986 thru 1989.
 3" open drive kit with oil filter plate, requires the use of a 1990 up style starter and some modifications may be necessary to install the starter.

13107 SOLD AS KIT
 Fits Softtail models from 1990 & later.
 3" open drive kit.

13108 SOLD AS KIT
 Fits Softtail models from 1990 & later.
 3" open drive kit with oil filter plate.

13109 SOLD AS KIT
 Fits rubber mount FXR & FLT models from 1990 & later.
 3" open drive kit.

13110 SOLD AS KIT
 Fits Dyna Glide models from 1991 thru 1999.
 3" open drive kit.

13111 SOLD AS KIT
 Fits Dyna models from 2000 & later.
 3" open drive kit.

13112 SOLD AS KIT
 Fits Shovelhead models with ratchet lid transmissions from 1970 thru 1978. 3" open drive kit, requires the use of a 1990 up style starter and some modifications may be necessary to install the starter.

13113 SOLD AS KIT
 Fits Shovelhead models with ratchet lid transmissions from 1970 thru 1978. 3" open drive kit with oil filter plate, requires the use of a 1990 up style starter and some modifications may be necessary to install the starter.

13114 SOLD AS KIT
 Fits Shovelhead models with ratchet lid transmissions from 1970 thru 1978. 3" open drive kit with starter motor, some modifications may be necessary to install the starter.

13115 SOLD AS KIT
 Fits Shovelhead models with ratchet lid transmissions from 1970 thru 1978. 3" open drive kit with oil filter plate & starter motor, some modifications may be necessary to install the starter.

Replacement Belts :

13057 SOLD EACH
 Replacement 3" drive belt, 141 teeth for PT#'s 13105, 13106, 13107, 13108, 13110 & 13111.

13058 SOLD EACH
 Replacement 3" drive belt, 132 teeth for PT#'s 13109.

13064 SOLD EACH
 Replacement 3" drive belt, 144 teeth for PT#'s 13112, 13113, 13114 & 13115.



- Inlet
- Exhaust

- Frames
- Accessories
- Kickstands

- Front Ends

- Gas Tanks
- Accessories

- Dash
- Instruments

- Oil Tanks
- Accessories

- Fenders

- Engine
- Accessories

- Clutch
- Transmission
- Drive Line

- Handlebar
- Controls

- Brakes

- Forward Controls
- Footpegs
- Accessories

- Hubs
- Axles
- Wheels
- Accessories

- Lighting
- License Plate Mounts
- Accessories

- Electrical
- Accessories

- Miscellaneous

3" Wide Primary Drive Kits for Kickstart Applications



BDL's 3" wide primary drive kit has been designed to eliminate gyroscopic imbalance by placing the inner hub 1" further inboard than most other belt drives. The pulleys are hard anodized and the rear pulley has a double row bearing too support the stress proof clutch hub.

Note : We recommend that safety guards be used at all times.

13129 SOLD AS KIT
Fits Softail models with tapered clutch hub from 1984 thru 1989. 3" belt drive kit with 47 tooth & 72 tooth pulleys for kickstart applications.

13130 SOLD AS KIT
Fits Softail models with splined clutch hub from 1990 & later. 3" belt drive kit with 47 tooth & 72 tooth pulleys for kickstart applications.

13131 SOLD AS KIT
Fits Rubbermount FLT & FXR models with tapered clutch hub from 1984 thru 1989. 3" belt drive kit with 48 tooth & 72 tooth pulleys for kickstart applications.

13132 SOLD AS KIT
Fits Rubbermount FLT & FXR models with splined clutch hub from 1990 & later. 3" belt drive kit with 48 tooth & 72 tooth pulleys for kickstart applications.

13133 SOLD AS KIT
Fits Knucklehead & Panhead models with tapered engine shaft from 1936 thru 1954. 3" belt drive kit with 47 tooth & 76 tooth pulleys for kickstart applications.

13134 SOLD AS KIT
Fits Panhead & Shovelhead models with splined engine shaft from 1955 thru 1984. 3" belt drive kit with 47 tooth & 76 tooth pulleys for kickstart applications.

13135 SOLD AS KIT
Fits Shovelhead models with splined engine shaft from 1965 thru 1984. 3" belt drive kit with 47 tooth & 72 tooth pulleys for kickstart applications.

Replacement Belts :

13057 SOLD EACH
Replacement 3" drive belt, 141 teeth for PT#'s 13129, 13130 & 13135.

13058 SOLD EACH
Replacement 3" drive belt, 132 teeth for PT#'s 13131 & 13132.

13064 SOLD EACH
Replacement 3" drive belt, 144 teeth for PT#'s 13133 & 13134.



- Inlet
- Exhaust

- Frames
- Accessories
- Kickstands

- Front Ends

- Gas Tanks
- Accessories

- Dash
- Instruments

- Oil Tanks
- Accessories

- Fenders

- Engine
- Accessories

- Clutch
- Transmission
- Drive Line

- Handlebar
- Controls

- Brakes

- Forward Controls
- Footpegs
- Accessories

- Hubs
- Axles
- Wheels
- Accessories

- Lighting
- License Plate Mounts
- Accessories

- Electrical
- Accessories

- Miscellaneous

- Inlet
- Exhaust

Top Fuel Street Drive

- Frames
- Accessories
- Kickstands

- Front Ends

- Gas Tanks
- Accessories

- Dash
- Instruments

- Oil Tanks
- Accessories

- Fenders

- Engine
- Accessories

- Clutch
- Transmission
- Drive Line

- Handlebar
- Controls

- Brakes

- Forward Controls
- Footpegs
- Accessories

- Hubs
- Axles
- Wheels
- Accessories

- Lighting
- License Plate Mounts
- Accessories

- Electrical
- Accessories

- Miscellaneous



13101

SOLD AS KIT

Fits all Softail models from 1991 & later.

BDL's all billet new monster top fuel street drive is ready for action. This kit is designed for an oil filter to be mounted in the motor plate and is a complete with an outboard bearing support. The outboard support plate is reversible, the back side is channeled for another distinct look (only the flat side is polished). The all new 14mm by 85mm wide (3-3/8") belt is the same that the top fuel racers use on the 600 plus horsepower machines. The newly designed kevlar clutch consists of varying spring pressure to accommodate any size motor on the market. The all new hub is made form 7075 aluminum and then hard anodized for superior strength.

Top Fuel Street Drive



13100

SOLD AS KIT

Fits all Softail models from 1991 & later.

BDL's all billet new monster top fuel street drive is ready for action. This kit is designed for an oil filter to be mounted in the motor plate and is a complete with side guard. The all new 14mm by 85mm wide (3-3/8") belt is the same that the top fuel racers use on the 600 plus horsepower machines. The newly designed kevlar clutch consists of varying spring pressure to accommodate any size motor on the market. The all new hub is made form 7075 aluminum and then hard anodized for superior strength.

Belt Drive Cover For Top Fuel Street Drive



13170

SOLD EACH

Fits BDL top fuel street drive PT# 13101.

Beautifully chrome plated belt drive cover, will accommodate the oil filter in the center of the plate.



Belt Drive Cover For Top Fuel Street Drive



13171 SOLD EACH
Fits BDL top fuel street drive PT# 13101.

Beautifully chrome plated belt drive cover, will accommodate the oil filter in the center of the plate.


Belt Drive Cover For BDL 3" Open Drive



13168 SOLD EACH
Fits 3" BDL open drive kit PT# 13107 & 13116.

Beautifully chrome plated belt drive cover.

Motor Plate



13103 SOLD AS KIT
Fits Softail models from 1990 & later.

13104 SOLD AS KIT
Fits Shovelhead models from 1970 thru 1978.

BDL's motor plate for Softails & Shovelheads, that will accommodate the oil filter in the center of the plate. The side guard can still be used without interference. Kit includes the oil filter, fittings, oil line & clamps.



- Inlet
- Exhaust

- Frames
- Accessories
- Kickstands

- Front Ends

- Gas Tanks
- Accessories

- Dash
- Instruments

- Oil Tanks
- Accessories

- Fenders

- Engine
- Accessories

- Clutch
- Transmission
- Drive Line

- Handlebar
- Controls

- Brakes

- Forward Controls
- Footpegs
- Accessories

- Hubs
- Axles
- Wheels
- Accessories

- Lighting
- License Plate Mounts
- Accessories

- Electrical
- Accessories

- Miscellaneous

1-1/2" 8mm Belt Drive Kits



BDL's 1-1/2" 8mm belt drives have been around for many years. Most belt drive enthusiasts still think that the 8mm belt pitch provides the best all round performance. These units are the best size and combination for riding and dependability. Kit includes 1-1/2" wide 8mm pitch belt, front pulley and rear clutch hub pulley. The kit has been designed to use your existing clutch and clutch hub but BDL's competitor clutch can be used with these drives for superior performance over stock Shovelhead hubs & clutches.

13136 SOLD AS KIT
Fits Shovelhead models from 1965 thru 1978.
1-1/2" 8mm belt drive kit with 41 tooth & 61 tooth pulleys for electric start applications.

13137 SOLD AS KIT
Fits Shovelhead models from 1979 thru 1984.
1-1/2" 8mm belt drive kit with 41 tooth & 61 tooth pulleys for electric start applications.

13138 SOLD AS KIT
Fits Shovelhead models from 1979 thru 1984.
1-1/2" 8mm belt drive kit with 41 tooth & 61 tooth pulleys for electric start applications on models with rear belt drives with rear belt model inner primary.

13139 SOLD AS KIT
Fits Shovelhead models with tapered engine shaft from 1936 thru 1954.
1-1/2" 8mm belt drive kit with 39 tooth & 62 tooth pulleys for kickstart applications.

13140 SOLD AS KIT
Fits Shovelhead models with splined engine shaft from 1955 thru 1964.
1-1/2" 8mm belt drive kit with 39 tooth & 62 tooth pulleys for kickstart applications.

13141 SOLD AS KIT
Fits Shovelhead models with splined engine shaft from 1965 thru 1978.
1-1/2" 8mm belt drive kit with 40 tooth & 62 tooth pulleys for kickstart applications.

13142 SOLD AS KIT
Fits Shovelhead models with splined engine shaft from 1979 thru 1984.
1-1/2" 8mm belt drive kit with 41 tooth & 61 tooth pulleys for kickstart applications.

Replacement Belts :

13059 SOLD EACH
Replacement 1-1/2" 8mm drive belt, 132 teeth for PT# 13136.

13060 SOLD EACH
Replacement 1-1/2" 8mm drive belt, 132 teeth for PT#'s 13137, 13138, 13139, 13140, 13141 & 13142.

1-1/2" 11mm Belt Drive Kits



BDL's 1-1/2" 11mm combination belt drive was introduced in November 1985. The large tooth pitch profile is preferred by many users. The kit has been designed to use your existing clutch and clutch hub but BDL's competitor clutch can be used with these drives for superior performance over the stock hubs & clutches. Tin primary models use transmission adjustment for correct belt tension, Big Twin versions with aluminum primary use a supplied idler for correct belt tension. Kit includes 1-1/2" wide 11mm pitch belt, front pulley, rear clutch hub pulley and belt idler where necessary.

13143 SOLD AS KIT
Fits 4 speed kickstart models with tapered engine shaft from 1936 thru 1954.
1-1/2" 11mm belt drive kit with 31 tooth & 47 tooth pulleys.

13144 SOLD AS KIT
Fits 4 speed kickstart models with splined engine shaft from 1955 thru 1964.
1-1/2" 11mm belt drive kit with 31 tooth & 47 tooth pulleys.

13145 SOLD AS KIT
Fits 4 speed kickstart models with splined engine shaft from 1965 thru 1984.
1-1/2" 11mm belt drive kit with 31 tooth & 47 tooth pulleys, uses a BDL idler for correct belt tension.

13146 SOLD AS KIT
Fits 4 speed electric start models from 1965 thru 1984.
1-1/2" 11mm belt drive kit with 31 tooth & 47 tooth pulleys, uses a BDL idler for correct belt tension.

13147 SOLD AS KIT
Fits 5 speed electric start models from 1979 thru 1984.
1-1/2" 11mm belt drive kit with 31 tooth & 47 tooth pulleys, uses a BDL idler for correct belt tension.

13148 SOLD AS KIT
Fits 4 speed electric start models with rear belt drive with rear belt inner primary from 1979 thru 1984.
1-1/2" 11mm belt drive kit with 31 tooth & 47 tooth pulleys, uses a BDL idler for correct belt tension.

Replacement Belts :

13078 SOLD EACH
Replacement 1-1/2" 11mm drive belt, 99 teeth for PT#'s 13143, 13144, 13145, 13146 & 13148.

13079 SOLD EACH
Replacement 1-1/2" 11mm drive belt, 92 teeth for PT# 13147.



- Inlet
- Exhaust

- Frames
- Accessories
- Kickstands

- Front Ends

- Gas Tanks
- Accessories

- Dash
- Instruments

- Oil Tanks
- Accessories

- Fenders

- Engine
- Accessories

- Clutch
- Transmission
- Drive Line

- Handlebar
- Controls

- Brakes

- Forward Controls
- Footpegs
- Accessories

- Hubs
- Axles
- Wheels
- Accessories

- Lighting
- License Plate Mounts
- Accessories

- Electrical
- Accessories

- Miscellaneous

5 Speed 12mm Primary Offset Kits



13015 SOLD AS KIT

Fits Evolution Big Twin models 1991 to 1999, Dyna Twin Cam models 1999 & later and Softail Twin Cam models 2000 & later. **12mm (0.472") offset primary kit.**

13016 SOLD AS KIT

Fits Evolution Big Twin models 1991 to 1999, Dyna Twin Cam models 1999 & later and Softail Twin Cam models 2000 & later. **25mm (0.984") offset primary kit.**

Contrary to Evolution models it is not possible to move the transmission on Twin Cam models to the left as these models have the transmission bolted to the crankcase. The Zodiac off-set kit enables you to move your primary 12mm (0.472") or 25mm (0.984") without moving your stock or aftermarket 5 speed transmission, or 25mm (0.984") when you have a 6 speed Zodiac transmission or conversion. The kit comes with an extended transmission main shaft and main drive 5th gear, leaving the transmission housing in exactly the same place but allowing you to offset the front final drive pulley 12mm (0.472") or 25mm (0.984"), thus creating space for a wide rear tire. The 12mm (0.472") offset kit allows the use of a 200 tire with the stock belt in an Evolution or Twin Cam frame. The 25mm (0.984") offset kit allows a 230 wide rear tire on a 7.50 rim in both the Evolution and Twin Cam frame if the late type "narrow" final drive belt is used. If a chain is used for the final drive the stock frames will accept up to 250 wide tires on a 9" rim. The transmission main shaft and main drive gear are CNC machined by one of the worlds leading automotive transmission factories. The material selected is a High Stress 20CrMnT gear steel. Gears and shafts are tempered and stress released to a core hardness of 35 to 45 Rockwell and have a surface hardness of 58 to 60 Rockwell. Our offset primary kits contain: primary spacer ring, extended crankshaft extension and nut, extended transmission main shaft, extended main drive 5th gear with needle bearings and seal, extended belt pulley spacer, extended clutch push rod, extended starter jack shaft (only for 25mm / 0.984" kit), starter jack spacer, primary to transmission spacers and all required hardware. When you have a 1991 thru 1993 model 5 speed transmission you must order a countershaft 5th gear, extended starter jack shaft bolts and late style final drive pulley separately. Wide swing arm and fender struts must also be ordered separately.

45mm Primary Offset Kit for use with up to 300mm tires



13020 SOLD AS KIT

Fits 5 Speed Evolution Softail, Evolution Dyna, Dyna Twin Cam and Softail Twin Cam models from 1994 & later.

This primary offset kit in combination with the new Zodiac swingarm and frame plate allows the use of up to 300mm tires in a Stock and most Aftermarket Softail frames. To take the extra load off the crank, a complete new primary spacer with integrated crankshaft support bearing was designed. The complete kit contains : primary spacer with integrated support bearing, crankshaft extension, extended crankshaft nut, extended transmission main shaft, extended main drive gear with needle bearings and seal, offset final drive pulley, extended belt pulley spacer, extended clutch push rod, extended starter jack shaft, starter jack shaft spacer, transmission spacer and all required gaskets, seals, and hardware. The extended mainshaft and 5th gear are CNC manufactured by one of the worlds leading automotive transmission manufacturers and machined from High Stress 20CrMnT gear steel. Gear and shaft have a surface hardness of 60 Rockwell and are tempered and stress released to a core hardness of 35 to 45 Rockwell.

Starter Coupler



78015 SOLD EACH

25mm extended splined starter coupler.

78019 SOLD EACH

45mm extended splined starter coupler.

- Inlet
- Exhaust

- Frames
- Accessories
- Kickstands

- Front Ends

- Gas Tanks
- Accessories

- Dash
- Instruments

- Oil Tanks
- Accessories

- Fenders

- Engine
- Accessories

- Clutch
- Transmission
- Drive Line

- Handlebar
- Controls

- Brakes

- Forward Controls
- Footpegs
- Accessories

- Hubs
- Axles
- Wheels
- Accessories

- Lighting
- License Plate Mounts
- Accessories

- Electrical
- Accessories

- Miscellaneous

- Inlet
- Exhaust
- Frames
- Accessories
- Kickstands
- Front Ends
- Gas Tanks
- Accessories
- Dash
- Instruments
- Oil Tanks
- Accessories
- Fenders
- Engine
- Accessories
- Clutch
- Transmission
- Drive Line
- Handlebar
- Controls
- Brakes
- Forward Controls
- Footpegs
- Accessories
- Hubs
- Axles
- Wheels
- Accessories
- Lighting
- License Plate Mounts
- Accessories
- Electrical
- Accessories
- Miscellaneous

Inspection Cover



50030 SOLD EACH
 Replaces 60572-78
 Fits 4 speed Big Twin models with forward mounted controls 1970 to 1986, Softail and Dyna Glide models 1984 to Present.

Chrome plated domed inspection cover with allen key screws.

Inspection Cover



50031 SOLD EACH
 Replaces 60571-78A & 60571-86
 Fits FL & FX models 1965 to 1986 with forward mounted controls and Softail models 1984 to Present.

Chrome plated primary inspection cover.

Primary Inspection Cover



50063 SOLD EACH
 Vented chrome CNC billet inspection cover fits 1989 to present outer primary covers and our vented primary cover PT# 50061.

Inspection Cover for Early Tin Primary



50024 SOLD EACH
 Replaces 60572-36
 Fits all Big Twins with Tin primary covers.

Old Style Derby Cover for Early Tin Primary



50025 SOLD EACH
 Replaces 60557-36
 Fits Big Twin models with tin primarys 1936 to 1964.

Show chromed old style derby cover.

Primary Derby Cover



50062 SOLD EACH
 Vented chrome CNC billet derby cover fits 1989 thru 1999 outer primary covers and our vented primary cover PT# 50061.

Chrome Late Derby Cover



09060 SOLD EACH
 Replaces 52573-77T
 Fits all Big Twins 1970 to 1998.

Nicely Chrome plated die cast derby cover.

Domed Derby Cover



50032 SOLD EACH
 Replaces 60668-84A & 25392-84T
 Fits Big Twin models 1970 to 1998.

Chrome plated die cast derby cover.

Eagle Spirit Derby Cover



50052 SOLD EACH
 Replaces 25415-99
 Fits all Twin Cam 88 engines 1999 to Present.

Gold & Chrome plated 5 hole die cast Eagle Spirit derby cover.

Eagle Spirit Derby Cover



50053 SOLD EACH
 Replaces 25415-99
 Fits all Twin Cam 88 engines 1999 to Present.

Chrome plated 5 hole die cast Eagle Spirit derby cover.

Domed 5 Hole Point Cover



75048 SOLD EACH
 Replaces 32543-99
 Fits Twin Cam models 1999 to Present.

Chrome plated die cast five hole domed points cover.

Domed 2 Hole Point Cover



75047 SOLD EACH
 Replaces 32588-70A
 Fits Big Twin & Sportster models 1970 to Present.

Chrome plated die cast two hole domed points cover.

- Inlet
- Exhaust

- Frames
- Accessories
- Kickstands

- Front Ends

- Gas Tanks
- Accessories

- Dash
- Instruments

- Oil Tanks
- Accessories

- Fenders

- Engine
- Accessories

- Clutch
- Transmission
- Drive Line

- Handlebar
- Controls

- Brakes

- Forward Controls
- Footpegs
- Accessories


- Hubs
- Axles
- Wheels
- Accessories

- Lighting
- License Plate Mounts
- Accessories

- Electrical
- Accessories

- Miscellaneous

Compensating Sprocket Kits



09010 SOLD AS KIT
 Fits Softail models 1984 to 1990.
 Complete kit for primary chain drive. Includes 24 tooth compensating sprocket, sprocket shaft extension, sliding cam, sprocket nut and cover with spring plates.

09009 SOLD AS KIT
 Fits Softail models 1991 to 1993.
 Complete kit for primary chain drive. Includes 24 tooth compensating sprocket, sprocket shaft extension, sliding cam, sprocket nut and cover with spring plates.

09011 SOLD AS KIT
 Fits Softail models 1994 to Present.
 Complete kit for primary chain drive. Includes 25 tooth compensating sprocket, sprocket shaft extension, sliding cam, sprocket nut and cover with spring plates.

09065 SOLD EACH
 Replaces 40275-83
 Fits Softail models 1984 to 1990.
 24 tooth compensating sprocket only.

09064 SOLD AS ASSEMBLY
 Replaces 40384-83A
 Fits Softail models 1984 to 1990.
 Cover with spring plate assembly.

09066 SOLD EACH
 Replaces 40392-72
 Fits Softail models 1984 to 1990.
 Crankshaft nut only.

09004 SOLD EACH
 Replaces 40269-85A
 Fits Softail models 1991 to 1993.
 24 tooth compensating sprocket only.

09022 SOLD EACH
 Replaces 40299-83A
 Fits Softail models 1991 to 1993.
 Sliding cam only.

09020 SOLD EACH
 Replaces 40392-91
 Fits Softail models 1991 to 1993.
 Crankshaft nut only

09005 SOLD EACH
 Replaces 40308-94
 Fits Softail models 1994 to Present.
 25 tooth compensating sprocket only.

09021 SOLD EACH
 Replaces 40266-85
 Fits Softail models 1994 to Present.
 Shaft extension only.

09007 SOLD AS ASSEMBLY
 Replaces 40384-91
 Fits Softail models 1994 to Present.
 Cover and Spring plate assembly.

Tapered Big Twin Engine Sprocket



09061 SOLD EACH
 Replaces 40209-30
 Fits Big Twin models 1936 to 1954.

22 tooth tapered Big Twin engine sprocket.

09001 SOLD EACH
 Replaces 40210-30
 Fits Big Twin models 1936 to 1954.

23 tooth tapered Big Twin engine sprocket.

Big Twin Splined Engine Sprocket



09062 SOLD EACH
 Replaces 40209-55
 Fits Big Twin models 1955 to 1984
 without belt or compensating sprocket system.

22 tooth Big Twin splined engine sprocket.

09002 SOLD EACH
 Replaces 40210-55
 Fits Big Twin models 1955 to 1984
 without belt or compensating sprocket system.

23 tooth Big Twin splined engine sprocket.

09003 SOLD EACH
 Replaces 40211-55
 Fits Big Twin models 1955 to 1984 without
 belt or compensating sprocket system.

24 tooth Big Twin splined engine sprocket.

- Inlet
- Exhaust

- Frames
- Accessories
- Kickstands

- Front Ends

- Gas Tanks
- Accessories

- Dash
- Instruments

- Oil Tanks
- Accessories

- Fenders

- Engine
- Accessories

- Clutch,
- Transmission
- Drive Line

- Handlebar
- Controls

- Brakes

- Forward
- Controls
- Footpegs
- Accessories

- Hubs
- Axles
- Wheels
- Accessories

- Lighting
- License
- Plate Mounts
- Accessories

- Electrical
- Accessories

- Miscellaneous

Big Twin Compensating Sprocket



09059 SOLD EACH

Replaces 40282-70
Fits Big Twin models 1970 to 1986 with primary chain drive.

23 tooth Big Twin compensating sprocket.

09006 SOLD EACH

Replaces 40275-70
Fits Big Twin models 1970 to 1986 with primary chain drive.

24 tooth Big Twin compensating sprocket.

Primary Chain and Sprocket - Race Use



09109 SOLD AS KIT

Replaces 40200-02
Fits Touring models from 1994 & later, except fuel injected 1999 thru 2001 models.

09110 SOLD AS KIT

Replaces 40331-02
Fits Softail & Dyna models from 1994 & later.

Going drag racing ? Get your revs up !

This kit gives a 1.7:1 primary drive ratio as compared to the stock ratio. It increases acceleration by allowing higher engine RPM's at any given speed by virtue of the smaller 21 tooth sprocket, stock sprocket has 25 teeth. Kit includes a 21 tooth compensating sprocket & high performance chain.

Offset Front Sprocket



09115 SOLD EACH

Fits Softail models from 1991 & later.
25 tooth 1" offset front sprocket.

09116 SOLD EACH

Fits Softail models from 1991 & later.
25 tooth 1/2" offset front sprocket.

Use on wide tire applications. Helps move primary drive out board without off setting the engine.

Sliding Cam for Compensating Sprocket



09008 SOLD EACH

Replaces 40299-70
Fits FL & FX models 1970 to 1982, FLT models 1980 to 1983 and FXR models 1982 to 1983 with primary chain drive.

Diamond Chains



MS Standard Performance - "Multi-Service" chains for street, track or trail. MS chains offer Diamond's superior parts processing technology, which includes : material selection, precise component fabrication, exacting heat treatment and assembly techniques.

Diamond Primary Chains

PT#	type	links
12036	428-2 MS Standard Riveted Endless	76
12037	428-2 MS Standard Riveted Endless	82
12038	428-2 MS Standard Riveted Endless	84
12039	35-2 Press-Fit Standard Riveted Endless	96
12040	35-2 Press-Fit Standard Riveted Endless	100
12041	35-3 Oval Contour Riveted Endless	94

Nothing Outlasts A Diamond!®

- Inlet
- Exhaust

- Frames
- Accessories
- Kickstands

- Front Ends

- Gas Tanks
- Accessories

- Dash
- Instruments

- Oil Tanks
- Accessories

- Fenders

- Engine
- Accessories

- Clutch
- Transmission
- Drive Line

- Handlebar
- Controls

- Brakes

- Forward Controls
- Footpegs
- Accessories

- Hubs
- Axles
- Wheels
- Accessories


- Lighting
- License Plate Mounts
- Accessories

- Electrical
- Accessories

- Miscellaneous

- Inlet
- Exhaust
- Frames
- Accessories
- Kickstands
- Front Ends
- Gas Tanks
- Accessories
- Dash
- Instruments
- Oil Tanks
- Accessories
- Fenders
- Engine
- Accessories
- Clutch,
- Transmission
- Drive Line
- Handlebar
- Controls
- Brakes
- Forward
- Controls
- Footpegs
- Accessories
- Hubs
- Axles
- Wheels
- Accessories
- Lighting
- License
- Plate Mounts
- Accessories
- Electrical
- Accessories
- Miscellaneous

Primary Spacers



13150 SOLD EACH
Fits Big Twin models from 1970 and later.
Primary spacer 1/4"

13151 SOLD EACH
Fits Big Twin models from 1970 and later.
Primary spacer 1/2"

13152 SOLD EACH
Fits Big Twin models from 1970 and later.
Primary spacer 3/4"

13153 SOLD EACH
Fits Big Twin models from 1970 and later.
Primary spacer 1"

13154 SOLD EACH
Fits Big Twin models from 1970 and later.
Primary spacer 1-1/4"

13155 SOLD EACH
Fits Big Twin models from 1970 and later.
Primary spacer 1-1/2"

13156 SOLD EACH
Fits Big Twin models from 1970 and later.
Primary spacer 1-3/4"

13157 SOLD EACH
Fits Big Twin models from 1970 and later.
Primary spacer 2"

Top quality made in USA engine to inner primary spacers, with polished aluminum finish.

Primary Spacers



13021 SOLD EACH
Fits all Big Twin models 1970 & later.
12mm (0.472") offset Primary spacer ring.

13022 SOLD EACH
Fits all Big Twin models 1970 & later.
25mm (0.984") offset Primary spacer ring.

13023 SOLD EACH
Fits all Big Twin models 1970 & later.
35mm (1.378") offset Primary spacer ring.

13018 SOLD EACH
Fits all Big Twin models 1970 & later.
45mm (1.772") offset Primary spacer ring with support bearing.

These European made raw finished primary spacers come in four offset sizes, they give you the opportunity to move the transmission and inner primary as an assembly, to make room for wide tire applications. The 45mm offset spacer ring comes with a support bearing.

Lower & Front Inner Primary Spacers



16080 SOLD EACH
Fits 1970 to present Big Twin models.
12mm inner primary to transmission
lower spacer.

16085 SOLD EACH
Fits 1970 to present Big Twin models.
25mm inner primary to transmission
lower spacer.

16090 SOLD EACH
Fits 1970 to present Big Twin models.
45mm inner primary to transmission
lower spacer.

16079 SOLD EACH
Fits 1970 to present Big Twin models.
12mm inner primary to transmission
front spacer.

16084 SOLD EACH
Fits 1970 to present Big Twin models.
25mm inner primary to transmission
front spacer.

16089 SOLD EACH
Fits 1970 to present Big Twin models.
45mm inner primary to transmission
front spacer.

Top Inner Primary Spacers



16078 SOLD EACH
Fits 1970 to present Big Twin models.
12mm inner primary to transmission
top spacer.

16083 SOLD EACH
Fits 1970 to present Big Twin models.
25mm inner primary to transmission
top spacer.

16088 SOLD EACH
Fits 1970 to present Big Twin models.
45mm inner primary to transmission
top spacer.

Offset Front Pulley Inserts & Nuts



13158 SOLD IN PAIRS
Fits wide frame and tire applications
1/2" insert & special nut

13159 SOLD IN PAIRS
Fits wide frame and tire applications
3/4" insert & special nut

13160 SOLD IN PAIRS
Fits wide frame and tire applications
1" insert & special nut

13161 SOLD IN PAIRS
Fits wide frame and tire applications
1-1/4" insert & special nut

13162 SOLD IN PAIRS
Fits wide frame and tire applications
1-1/2" insert & special nut

13163 SOLD IN PAIRS
Fits wide frame and tire applications
1-3/4" insert & special nut

13164 SOLD IN PAIRS
Fits wide frame and tire applications
2" insert & special nut

These BDL range of offset front pulley inserts are for use with wide frame and tire applications. The front pulley inserts go up in 1/4" increments and will allow you to match your primary belt drive unit to your particular frame and drive line combination.

- Inlet
- Exhaust

- Frames
- Accessories
- Kickstands

- Front Ends

- Gas Tanks
- Accessories

- Dash
- Instruments

- Oil Tanks
- Accessories

- Fenders

- Engine
- Accessories

- Clutch
- Transmission
- Drive Line

- Handlebar
- Controls

- Brakes

- Forward Controls
- Footpegs
- Accessories

- Hubs
- Axles
- Wheels
- Accessories

- Lighting
- License Plate Mounts
- Accessories

- Electrical
- Accessories

- Miscellaneous

Extended Sprocket Shafts & Nuts



These European made Sprocket shafts and nuts are for the Custom builder that wants extra fat tires but does not want the hassle of setting the motor off center.

16067 SOLD EACH
12mm (0.472") extended engine sprocket shaft.
 Fits Shovelhead models from 1970 thru 1984.

16068 SOLD EACH
25mm (0.984") extended engine sprocket shaft.
 Fits Shovelhead models from 1970 thru 1984.

16058 SOLD EACH
12mm (0.472") extended engine sprocket shaft.
 Fits FLT models 1985 & later, FXR models 1985 thru 1994, Dyna models 1991 & later and Softail models 1991 & later.

16057 SOLD EACH
25mm (0.984") extended engine sprocket shaft.
 Fits FLT models 1985 & later, FXR models 1985 thru 1994, Dyna models 1991 & later and Softail models 1991 & later.

16064 SOLD EACH
35mm (1.378") extended engine sprocket shaft.
 Fits FLT models 1985 & later, FXR models 1985 thru 1994, Dyna models 1991 & later and Softail models 1991 & later.

16063 SOLD EACH
45mm (1.772") extended engine sprocket shaft.
 Fits FLT models 1985 & later, FXR models 1985 thru 1994, Dyna models 1991 & later and Softail models 1991 & later.

16060 SOLD EACH
12mm (0.472") extended engine sprocket shaft Nut.
 Fits Shovelhead models from 1970 thru 1984 and Softail models from 1984 thru 1990.

16059 SOLD EACH
25mm (0.984") extended engine sprocket shaft Nut.
 Fits Shovelhead models from 1970 thru 1984 and Softail models from 1984 thru 1990.

16062 SOLD EACH
12mm (0.472") extended engine sprocket shaft Nut.
 Fits all Big Twin models from 1991 & later.

16061 SOLD EACH
25mm (0.984") extended engine sprocket shaft Nut.
 Fits all Big Twin models from 1991 & later.

16065 SOLD EACH
35mm (1.378") extended engine sprocket shaft Nut.
 Fits all Big Twin models from 1991 & later.

16066 SOLD EACH
45mm (1.772") extended engine sprocket shaft Nut.
 Fits all Big Twin models from 1991 & later.

Extended Sprocket Shaft & Nuts



09063 SOLD EACH
 Fits Shovelhead models 1970 to 1984 and Softail models 1984 to 1990.
+12mm extended engine sprocket shaft nut.

09017 SOLD EACH
 Fits Shovelhead models 1970 to 1984 and Softail models 1984 to 1990.
+25mm extended engine sprocket shaft nut.

09015 SOLD EACH
 Fits FLT 1985 to Present, FXR 1985 to 1994, Dyna & Softail models 1991 to Present.
+12mm extended engine sprocket shaft.

09013 SOLD EACH
 Fits FLT 1985 to Present, FXR 1985 to 1994, Dyna & Softail models 1991 to Present.
+25mm extended engine sprocket shaft.

09067 SOLD EACH
 Fits FLT 1985 to Present, FXR 1985 to 1994, Dyna & Softail models 1991 to Present.
+35mm extended engine sprocket shaft.

09019 SOLD EACH
 Fits Big Twin models 1991 to Present.
+12mm extended engine sprocket shaft nut.

09018 SOLD EACH
 Fits Big Twin models 1991 to Present.
+25mm extended engine sprocket shaft nut.

09068 SOLD EACH
 Fits Big Twin models 1991 to Present.
+35mm extended engine sprocket shaft nut.

Sprocket Shaft Extension



09012 SOLD EACH
 Replaces 40375-70
 Fits Big Twin models 1971 to 1984 with primary chain and Softail models 1984 to 1990.

High quality alloy steel sprocket shaft extension precision ground for use with OEM compensating sprocket.

- Inlet
- Exhaust

- Frames
- Accessories
- Kickstands

- Front Ends

- Gas Tanks
- Accessories

- Dash
- Instruments

- Oil Tanks
- Accessories

- Fenders

- Engine
- Accessories

- Clutch
- Transmission
- Drive Line

- Handlebar
- Controls

- Brakes

- Forward Controls
- Footpegs
- Accessories

- Hubs
- Axles
- Wheels
- Accessories

- Lighting
- License Plate Mounts
- Accessories

- Electrical
- Accessories

- Miscellaneous



A Proud sponsor of the Zodiac racing team and Andrew Rosamilia



Spectro oil the choice of champions !

When you're running at these speeds, you only use the best.

Ton Pels Zodiac SuperTwin Top Fuel Bike all time European winner with 1252 points.
Best 1/4 Mile - 6.60 sec.
Best 1/4 Mile speed - 210 MPH

Andrew Rosamilia, Rosa's Cycles
Modified 1977 Shovelhead FL

NETO/twinPlus.com Nostalgia Eliminator circuit
Best 1/4 Mile - 9.22 sec.
Best 1/4 Mile speed - 140 MPH



- Inlet
- Exhaust

- Frames
- Accessories
- Kickstands

- Front Ends

- Gas Tanks
- Accessories

- Dash
- Instruments

- Oil Tanks
- Accessories

- Fenders

- Engine
- Accessories

- Clutch
- Transmission
- Drive Line

- Handlebar
- Controls

- Brakes

- Forward Controls
- Footpegs
- Accessories

- Hubs
- Axles
- Wheels
- Accessories

- Lighting
- License Plate Mounts
- Accessories

- Electrical
- Accessories

- Miscellaneous

Heavy Duty Platinum Full Synthetic Engine Lubricant



32008 SOLD IN CASE OF 12 x 1 QUART BOTTLES
20w 50 full synthetic engine lubricant for high performance engines.

Spectro Heavy Duty Platinum Full Synthetic 20w 50 is the ultimate engine lubricant, designed specifically for use in Harley® high performance engines. Utilizing the world's leading group IV synthetic base oils, and the most advanced anti-wear additives known today. Spectro heavy duty platinum full synthetic is a truly superior product.

- ◆ Engineered specifically for Harley® engines, primary chain cases and transmissions
- ◆ Exceeds petroleum industry standards A.P.I. SF/SG - Diesel rated
- ◆ Reduces friction and provides smoother shifting
- ◆ Gives tremendous lubrication protection in extreme heat conditions

Heavy Duty American 4 Synthetic / Petroleum Engine Lubricant



32004 SOLD IN CASE OF 12 x 1 QUART BOTTLES
20w 50 synthetic engine lubricant for V-Twin engines.

Heavy Duty American 4 Synthetic / Petroleum Engine Lubricant is the ultimate synthetic / petroleum blended 20w 50 engine lubricant, designed specifically for use in Harley® V-Twin engines. This combination of world class group IV synthetic base oils, superior petroleum base oils and advanced anti-wear additives provides a lower consumption rate, extends component life and reduces wear.

- ◆ Engineered specifically for Harley® V-Twin engines
- ◆ Exceeds petroleum industry standards A.P.I. SF/SG - CD/CG - 4
- ◆ Reduces friction and extends component life
- ◆ Provides tremendous lubrication protection in extreme heat conditions

Spectro 4 Full Synthetic Platinum Engine Lubricant



32003 SOLD IN CASE OF 12 x 1 QUART BOTTLES
10w 50 oil for use in all 4 - stroke motorcycles engines.

32006 SOLD IN CASE OF 12 x 1 QUART BOTTLES
15w 50 oil for use in all 4 - stroke motorcycles engines.

Spectro 4 full Synthetic Platinum Engine Lubricant is the ultimate synthetic engine lubricant. Truly a superior product.

- ◆ Exceeds all known OEM warranty requirements.
- ◆ Exceeds petroleum industry standards A.P.I. SG/SH/JASO MA
- ◆ Reduces friction, extends component life, increases horsepower for street or track and provides smoother shifting
- ◆ Highest shear stability

Spectro Heavy Duty Engine Lubricant



32018 SOLD IN CASE OF 12 x 1 QUART BOTTLES
20w 50 for **temperatures above 30°F**, use in Harley® V-Twin engines.

32019 SOLD IN CASE OF 12 x 1 QUART BOTTLES
SAE50 for **temperatures above 60°F**, use in Harley® V-Twin engines.

32020 SOLD IN CASE OF 12 x 1 QUART BOTTLES
SAE60 for **temperatures above 80°F**, use in Harley® V-Twin engines.

32021 SOLD IN CASE OF 12 x 1 QUART BOTTLES
SAE70 for **temperatures above 85°F**, use in Harley® V-Twin engines.

Spectro heavy duty engine oil is the ultimate motor lubricant designed specifically for use in American - made Harley® V-Twin engines. Crafted from superior petroleum base oils combined with the most advanced anti-wear, anti-carbon additive systems available. Spectro heavy duty extends component life, reduces wear and eliminates valve sticking.

- ◆ Engineered specifically for all powerful american - made V-Twin engines, and meets all known OEM warranty requirements.
- ◆ Exceeds petroleum industry standards A.P.I. SF/SG - CD/CG - 4
- ◆ Reduces friction and extends component life
- ◆ Provides tremendous lubrication protection in extreme heat conditions

Spectro Assembly Lubricant



32010 SOLD EACH - 4oz BOTTLE
Spectro assembly lubricant.

Recommended for initial scuff and wear protection in re-assembly and repair of two and four cycle engines, as well as motorcycle transmissions. A heavy weight lubricant fortified with anti-scuff polymers. Spectro assembly lubricant can be applied to rings, cam lobes, gear and bearings, it coats and plates them completely, assuring total starting protection. Compatible with all Spectro lubricants and other petroleum based products, assembly lubricant provides anti-rust properties for prolonged storage of engine and transmission parts.

Spectro Heavy Duty Primary Chain Case Oil



32011 SOLD IN CASE OF 12 x 1 QUART BOTTLES
SAE 85w primary chain case oil.

Spectro Heavy Duty primary chain case oil is a sheer stable petroleum base oil designed to withstand the punishment of high loads. It contains special polymers to provide exceptional clutch engagement and temperature stability.

- ◆ Meets full OEM requirements, and should be used according to manufacturer's instructions
- ◆ Formulated specifically for Harley® Sportster & Big Twin applications
- ◆ Low drag, low friction loss SAE 85w viscosity eliminates clutch "drag" and slipping



• Inlet
• Exhaust

• Frames
• Accessories
• Kickstands

• Front Ends

• Gas Tanks
• Accessories

• Dash
• Instruments

• Oil Tanks
• Accessories

• Fenders

• Engine
• Accessories

• Clutch
• Transmission
• Drive Line

• Handlebar
• Controls

• Brakes

• Forward Controls
• Footpegs
• Accessories

• Hubs
• Axles
• Wheels
• Accessories

• Lighting
• License Plate Mounts
• Accessories

• Electrical
• Accessories

• Miscellaneous

Chrome Individual hardware Kits



PT#	Kit Description	Models & Years
05007	Individual Kit - Motor Case	1999 onwards Dyna, 2000 onwards FLT & Softail
05008	Individual Kit - Cam cover	1999 onwards Dyna, 2000 onwards FLT & Softail
05012	Individual Kit - Rocker Boxes	1999 onwards Dyna, 2000 onwards FLT & Softail
05013	Individual Kit - Lifter Base	1999 onwards Dyna, 2000 onwards FLT & Softail
05014	Individual Kit - Transmission to Motor Mount	1999 onwards Dyna, 2000 onwards FLT & Softail
05015	Individual Kit - Points Cover	1999 onwards Dyna, 2000 onwards FLT & Softail
05016	Individual Kit - Top Motor Mount	2000 onwards Softail
05019	Individual Kit - Top Motor Mount	1999 onwards Dyna
05020	Individual Kit - Coil Cover	1999 onwards Dyna
05021	Individual Kit - Oil Filter Mount	1999 onwards Dyna
05023	Individual Kit - Front Motor Mount	2000 onwards FLT
05024	Individual Kit - Top Motor Mount	2000 onwards FLT
05043	Cam Cover	1970 thru 1984 Big Twins
05044	Cam Cover	1987 thru 1992 Big Twins
05045	Cam Cover	1989 thru 1996 FXST & FLST, 1991 thru 1996 Dyna
05046	Cam Cover	1998 Softail
05047	Cam Cover	1999 thru 2000 Dyna & Softail
05048	Cam, Pirmary & Derby Covers	1972 thru 1986 FLH & FX 4 speeds
05049	Cam, Pirmary & Transmission Covers	1980 thru 1984 FLT, 1982 thru 1984 FXR, FXRS & FXRT
05050	Cam, Pirmary & Transmission Covers	1987 thru 1995 FXR & FLT
05051	Cam, Pirmary & Transmission Covers	1987 thru 1988 FXST & FLST
05052	Cam, Pirmary & Transmission Covers	1989 thru 1993 Softail FXST & FLST
05053	Cam, Pirmary & Transmission Covers	1985 thru 1986 5 speed FXR & FLT
05055	Crankcase to Frame Front & Rear	1989 onwards FLST & FXST
05056	Derby & Inspection Covers	1989 thru 1996 FXST & FLST, 1991 thru 1996 FXDWG
05057	Generator & Cam Cover	1958 thru 1969 Big Twins
05064	Lifter Base	1979 onwards Big Twins
05065	Motor Mount	1984 FXST & 1985 FX
05066	Points Cover	1979 thru 1986 all models
05067	Points Cover	1970 thru 1978 all models
05068	Points Cover	1998 all models

- Inlet
- Exhaust

- Frames
- Accessories
- Kickstands

- Front Ends

- Gas Tanks
- Accessories

- Dash
- Instruments

- Oil Tanks
- Accessories

- Fenders

- Engine
- Accessories

- Clutch
- Transmission
- Drive Line

- Handlebar
- Controls

- Brakes

- Forward Controls
- Footpegs
- Accessories

- Hubs
- Axles
- Wheels
- Accessories

- Lighting
- License Plate Mounts
- Accessories

- Electrical
- Accessories

- Miscellaneous

Chrome Primary, Derby & Inspection Cover hardware Kits



PT#	Kit Description	Models & Years
05010	Individual Kit - Inner & Outer Primary Covers	2000 onwards Softail
05011	Individual Kit - Transmission Top & Side Covers	2000 onwards Softail
05017	Individual Kit - Inner & Outer Primary Covers	1999 onwards Dyna
05025	Primary Inner & Outer Cover	2000 onwards FLT
05069	Primary Cover	1965 thru 1969 Big Twins
05070	Primary Cover	1936 thru 1964 Big Twins
05071	Primary Cover	1989 onwards Softails, 1991 onwards Dyna
05072	Primary Cover Only	1980 thru 1984 5 speed Big Twins
05073	Primary Inner & Outer Cover	1980 thru 1996 FXST & FLST, 1991 thru 1996 Dyna
05074	Primary & Inspection Covers	1985 thru 1992 5 speed Big Twins (except FXST)
05075	Primary, Inspection & Derby Covers	1965 thru 1985 4 speed Big Twins
05076	Primary, Inspection & Derby Covers	1989 thru 1996 FXST & FLST, 1991 thru 1996 FXDWG

Side Cover Chrome hardware Kit



05091 SOLD AS KIT
Fits 1977 thru 1985 XL models.

05092 SOLD AS KIT
Fits 1991 onwards XL models.

Side cover mounting hardware kits.

- Inlet
- Exhaust

- Frames
- Accessories
- Kickstands

- Front Ends

- Gas Tanks
- Accessories

- Dash
- Instruments

- Oil Tanks
- Accessories

- Fenders

- Engine
- Accessories

- Clutch
- Transmission
- Drive Line

- Handlebar
- Controls

- Brakes

- Forward Controls
- Footpegs
- Accessories

- Hubs
- Axles
- Wheels
- Accessories

- Lighting
- License Plate Mounts
- Accessories

- Electrical
- Accessories

- Miscellaneous

Clutch, Transmission & Drive Line



- Inlet
- Exhaust

- Frames
- Accessories
- Kickstands

- Front Ends

- Gas Tanks
- Accessories

- Dash
- Instruments

- Oil Tanks
- Accessories

- Fenders

- Engine
- Accessories

- Clutch
- Transmission
- Drive Line

- Handlebar
- Controls

- Brakes

- Forward Controls
- Footpegs
- Accessories

- Hubs
- Axles
- Wheels
- Accessories

- Lighting
- License Plate Mounts
- Accessories

- Electrical
- Accessories

- Miscellaneous

Kustomwerks Left Side Drive Five and Six Speed Transmissions



3 year limited warranty

5 Speed Transmissions

16101 SOLD EACH
 Fits all 1990 thru 1999 Softails. **5 speed Left Side drive transmission with wrinkle black housing.**

16102 SOLD EACH
 Fits all 1990 thru 1999 Softails. **5 speed Left Side drive transmission with cast aluminum finish style housing.**

16103 SOLD EACH
 Fits all 1990 thru 1999 Softails. **5 speed Left Side drive transmission with polished aluminum housing.**

5 Speed Gear Ratios	
1st	stock
2nd	stock
3rd	stock
4th	stock
5th	stock

6 Speed Transmissions

16104 SOLD EACH
 Fits all 1990 thru 1999 Softails. Can also be used on 1985 thru 1989 models if used in combination with a 1990 & later clutch and a 1989 & later starter motor. **6 speed Left Side drive transmission with wrinkle black housing.**

16105 SOLD EACH
 Fits all 1990 thru 1999 Softails. Can also be used on 1985 thru 1989 models if used in combination with a 1990 & later clutch and a 1989 & later starter motor. **6 speed Left Side drive transmission with cast aluminum finish style housing.**

16106 SOLD EACH
 Fits all 1990 thru 1999 Softails. Can also be used on 1985 thru 1989 models if used in combination with a 1990 & later clutch and a 1989 & later starter motor. **6 speed Left Side drive transmission with polished aluminum finish style housing.**

6 Speed Gear Ratios	
1st	2.94
2nd	2.21
3rd	1.60
4th	1.23
5th	1.00
6th	0.86

These stock ratio Five and Six Speed transmissions are the strongest and most reliable available. Unlike your stock transmission, which has a 1:1 ratio in top gear, our six speed transmission gives you a 1:0.86 gear ratio in 6th gear. This means less RPM to drive at the same speed, resulting in less vibration, less wear and tear and better fuel economy. The gears in our six speed transmission are as wide as in your stock 5 speed with an added "beefy" 6th gear for the main shaft and a one piece 6th gear / counter shaft unit. These five and six speed transmissions feature chrome top and side covers, machined shifter forks and heavy duty trap doors. All gears are back cut and precision ground. Accepts 1996 and later electronic speedo pickup and includes 32T pulley.

- Inlet
- Exhaust

- Frames
- Accessories
- Kickstands

- Front Ends

- Gas Tanks
- Accessories

- Dash
- Instruments

- Oil Tanks
- Accessories

- Fenders

- Engine
- Accessories

- Clutch
- Transmission
- Drive Line

- Handlebar
- Controls

- Brakes

- Forward Controls
- Footpegs
- Accessories

- Hubs
- Axles
- Wheels
- Accessories

- Lighting
- License Plate Mounts
- Accessories

- Electrical
- Accessories

- Miscellaneous

Kustomwerks Right Side Drive Five and Six Speed Transmissions



5 Speed Transmissions

16108 SOLD EACH
5 speed Right Side drive transmission with cast aluminum finish style housing.

16109 SOLD EACH
5 speed Right Side drive transmission with polished aluminum housing.

6 Speed Transmissions

16110 SOLD EACH
6 speed Right Side drive transmission with wrinkle black housing.

16111 SOLD EACH
6 speed Right Side drive transmission with cast aluminum finish style housing.

16112 SOLD EACH
6 speed Right Side drive transmission with polished aluminum finish style housing.

Custom bike builders like to use the wide 280, 300 or even the new 360 rear tires for their custom motorcycles. Sometimes they are limited by the width of the frames available. One of the ways to get around this problem is to use a right side drive transmission in combination with a specially designed right side drive frame. Kustomwerks now offers a 5 or 6 speed Right Side Drive transmission at a very affordable price. These transmissions feature the secondary drive on the right hand side, this creates a well-balanced motorcycle. The transmission case is made from 356-T6 aluminum with provision for an electronic speedo pick-up, they have polished billet trap doors and chrome top and side covers. All the gears are forged from chrome moly steel and are back cut and then precision ground for quiet operation. The 5 speed transmission has forged steel shift forks, the 6 speed has forged silicone bronze shift forks. Both transmissions have CNC machined steel shifter cams and use bearings made in Germany.

Note : Transmissions come with hydraulic operated clutch actuators that require an 11/16" master cylinder.

5 Speed Gear Ratios

1st	stock
2nd	stock
3rd	stock
4th	stock
5th	stock

6 Speed Gear Ratios

1st	2.94
2nd	2.21
3rd	1.60
4th	1.23
5th	1.00
6th	0.86

- Inlet
- Exhaust

- Frames
- Accessories
- Kickstands

- Front Ends

- Gas Tanks
- Accessories

- Dash
- Instruments

- Oil Tanks
- Accessories

- Fenders

- Engine
- Accessories

- Clutch
- Transmission
- Drive Line

- Handlebar
- Controls

- Brakes

- Forward Controls
- Footpegs
- Accessories

- Hubs
- Axles
- Wheels
- Accessories

- Lighting
- License Plate Mounts
- Accessories

- Electrical
- Accessories

- Miscellaneous

Zodiac's Five Speed Transmissions



 **5 Year or 60,000 Mile Limited Warranty**

16055 SOLD EACH

Fits 5 speed Dyna transmissions on Evolution models with electronic speedo drive.
5 speed Dyna electronic speedo transmission using OEM housing with built in oil tank (speedo drive not included).

These High Quality 5 speed transmissions feature the late type "Low Noise" gears and shafts. Gears and shafts are machined from Ultra Strong 20ChMnT High stress gear steel. This steel has superior strength over any other gear steel used in the aftermarket. Gears and shafts are tempered and stress released to a core hardness of 35 to 45 Rockwell and have a surface hardness of 58 to 60 Rockwell. All gears are lapped for smooth low noise operation. These gears and shafts are of such high quality they feature a 5 year or 60,000 mile limited warranty. Other features are : AluTec billet Trap Door, Sputhe Ratchet, SKF and FAG bearings. To offer you the choice of final belt or chain drive, sprockets and pulleys are not included. Although only the best materials are used for these complete transmissions, they are still very competitively priced. A can of Spectro Transmission oil is included with each transmission and they come ready to use. Just install them, "oil them up" and put them in gear.

Note: transmissions must be used with a 1990 or later clutch.

Five Speed Transmission Parts

5 speed transmission parts for Softail models thru 1999, FXR models from 1987 thru 1994 & Dyna models from 1991 thru 1999.

16044 SOLD EACH
Replaces 35042-91
Mainshaft.

16048 SOLD EACH
Replaces 35028-94
4th gear, mainshaft.

16052 SOLD EACH
Replaces 35625-94
4th gear, counter shaft.

16045 SOLD EACH
Replaces 35362-79
Counter shaft.

16049 SOLD EACH
Replaces 35029-94
5th gear, mainshaft.

16053 SOLD EACH
Replaces 35626-94
5th gear, counter shaft.

16046 SOLD EACH
Replaces 35026-79B
1st gear, mainshaft.

16050 SOLD EACH
Replaces 35622-79C
1st gear, counter shaft.

16056 SOLD IN PAIRS
Replaces 35051-89
Needle bearings for 5th gear mainshaft.

16047 SOLD EACH
Replaces 35026-94
3rd gear, counter shaft & 2nd gear,
mainshaft.

16051 SOLD EACH
Replaces 35027-94
3rd gear, mainshaft & 2nd gear,
counter shaft.

- Inlet
- Exhaust

- Frames
- Accessories
- Kickstands

- Front Ends

- Gas Tanks
- Accessories

- Dash
- Instruments

- Oil Tanks
- Accessories

- Fenders

- Engine
- Accessories

- Clutch
- Transmission
- Drive Line

- Handlebar
- Controls

- Brakes

- Forward Controls
- Footpegs
- Accessories

- Hubs
- Axles
- Wheels
- Accessories

- Lighting
- License Plate Mounts
- Accessories

- Electrical
- Accessories

- Miscellaneous

Zodiac's Six Speed Conversion & Builders Kits for Big Twin Five Speed Transmissions



 **5 Year or 60,000 Mile Limited Warranty**

16132
Additional parts required to convert 16073 and 16074 six speed on 2000 and later transmission

16073 SOLD AS KIT

Fits all 5 speed Dyna transmissions from 1991 & later and Softail transmissions from 1990 & later. This 6 speed conversion Kit contains main shaft, counter shaft and 6th gear combination, shifter drum, a pair of pillow blocks, complete shifter drum lock mechanism, right hand side center shifter fork, auxiliary shifter fork with shift axle and shifter shaft support, shift locking system, clutch rod, Billet aluminum trap door with bearing lock plate, main shaft 1st, 3rd, 4th and 6th gear, counter shaft 1st, 3rd, and 4th gear, trap door speedo plug with O-ring, and all required hardware and comprehensive instructions on how to install the Overdrive Conversion Kit into a Softail transmission, **using some of the existing transmission shafts.**

16074 SOLD AS KIT

Fits all 5 speed Dyna transmissions from 1991 & later and Softail transmissions from 1986 & later when used in combination with a 1990 & later clutch. This 6 speed Builders Kit contains **all parts necessary to build a complete new transmission** excluding the transmission housing with seals and bearing, the end cover with clutch mechanism, the top cover or any part bolted to the outside.

16132 SOLD AS KIT

NEW

Additional parts required for 2000 and later 6 speed conversion. Kit contains the parts required to run PT# 16073 and 16074 on a 2000 and later transmission. Includes new ratchet assembly, ratchet adjusting bolt, adjusting bolt lock nut, top cover, neutral switch and shifter shaft bushing / spacer.

The biggest disadvantage of the stock 5 speed transmission might be the 1 to 1 gear ratio in fifth gear, resulting in high engine RPM when cruising at high speed. OK, you can reduce this by changing the final drive ratio but this will also reduce acceleration. With the new Zodiac 6 speed you will have the 1 to 1 gear ratio in 5th gear but 1 to 0.86 ratio in 6th, reducing engine speed by as much as 14%. There are other 6 speed conversions on the market, but none are as economically priced nor have they the quality in engineering and CAD / CAM design as the Zodiac 6. These precision parts are CNC manufactured by one of the worlds leading automotive transmission factories. The material used for the gears and shafts is High Stress 20CrMnT gear steel, tempered and stress released to a core hardness of 35 to 45 Rockwell and surface hardness of 58 to 60 Rockwell. All gears have a smooth tooth surface that guarantees a noiseless and trouble free transmission for thousands of miles.

The difference is:

Both main shaft and counter shaft gears from 1st thru 5th speed are exactly the same width as stock gears. The 6 speed counter shaft gear is not secured with a key to the shaft, it's an integrated part of the shaft making it a strong one piece construction. It has a Fat Billet Aluminum trap door that enables the installation of the extra pair of gears. A precision machined shifter drum with oversized needle bearing and state of the art shift locking mechanism for precise and positive shifting. An un-compromised price to quality ratio and a 5 year or 60,000 mile warranty on the material.

- Inlet
- Exhaust

- Frames
- Accessories
- Kickstands

- Front Ends

- Gas Tanks
- Accessories

- Dash
- Instruments

- Oil Tanks
- Accessories

- Fenders

- Engine
- Accessories

- Clutch
- Transmission
- Drive Line

- Handlebar
- Controls

- Brakes

- Forward Controls
- Footpegs
- Accessories

- Hubs
- Axles
- Wheels
- Accessories

- Lighting
- License Plate Mounts
- Accessories

- Electrical
- Accessories

- Miscellaneous

Softail Transmission Cases



16097 SOLD EACH

Fits Softail models from 1986 thru 1995.
5 speed Softail transmission (mechanical speedo drive) housing including bearings. **Polished Aluminum finish.**

Superior transmission cases to fit all Softail models from 1986 thru 1999.



2000 Up Twin Cam 6 Speed Conversion Kit



16131 SOLD AS KIT

Fits Twin Cam Softail models from 2000 to present.

16130 SOLD AS KIT

Fits Twin Cam Touring models from 2000 to present.

The R-MAX USA 6 speed twin cam conversion kits are an economical way to get that 6 speed transmission you want for your ride and keep that stock look. Designed to fit in stock twin cam cases with no modification, this kit features a 2.94:1 1st gear ratio and a .86:1 ratio over-drive 6th gear, the same as in our complete transmission assemblies. Our kit comes complete with silicone bronze shift forks and our proprietary shift drum for smooth and positive shifts every time. This complete kit is the ideal upgrade for big bore motors and long distance riders alike.

Note : Utilizes your stock neutral switch, all kits complete with detailed instructions.

- Inlet
- Exhaust

- Frames
- Accessories
- Kickstands

- Front Ends

- Gas Tanks
- Accessories

- Dash
- Instruments

- Oil Tanks
- Accessories

- Fenders

- Engine
- Accessories

- Clutch
- Transmission
- Drive Line

- Handlebar
- Controls

- Brakes

- Forward Controls
- Footpegs
- Accessories

- Hubs
- Axles
- Wheels
- Accessories

- Lighting
- License Plate Mounts
- Accessories

- Electrical
- Accessories

- Miscellaneous

Neutral Safety Switch



75149 SOLD EACH

Replaces 71507-65
Fits 4 speed FL models from 1965 to early 1978.

American made neutral safety switches manufactured to stringent specifications to ensure proper function and long life in the toughest conditions. Featuring high carbon steel stems hardened to 48 Rockwell C for maximum wear resistance and durability.

Neutral Safety Switch



75150 SOLD EACH

Replaces 33900-59
Fits FL models from 1959 thru 1964, FX & FL models from 1973 thru 1979, FXST models 1986, FLT, FXR, FXST & FLST models from 1987 thru 1997 & XL models from 1986 thru 1998.

American made neutral safety switches manufactured to stringent specifications to ensure proper function and long life in the toughest conditions. Featuring high carbon steel stems hardened to 48 Rockwell C for maximum wear resistance and durability.

Transmission Pick up



19020 SOLD AS KIT

Replaces 74420-94 & 74437-96
Fits all Big Twin models from 1996 to Present.

Speedo Sensor / Transmission Inductive Pick up assembly for use with VDO Electric Speedo's when stock size rear wheel is being used.

Neutral Safety Switch



75152 SOLD EACH

Replaces 33902-98
Fits FLT, Softail & Dyna models from 1998 thru 2000.

American made neutral safety switches manufactured to stringent specifications to ensure proper function and long life in the toughest conditions. Featuring high carbon steel stems hardened to 48 Rockwell C for maximum wear resistance and durability.

Neutral Safety Switch



75153 SOLD EACH

Replaces 33904-00
Fits FLT, Softail & Dyna models from 2001 & later.

American made neutral safety switches manufactured to stringent specifications to ensure proper function and long life in the toughest conditions. Featuring high carbon steel stems hardened to 48 Rockwell C for maximum wear resistance and durability.

Speedo Sender Cover



NEW

Neutral Safety Switch



75151 SOLD EACH

Replaces 33901-79
Fits FX & FL models from late 1979 thru 1984, FXST models from 1984 thru 1985, FX, FXWG, FXB & FXSB models from 1985 thru 1986.

American made neutral safety switches manufactured to stringent specifications to ensure proper function and long life in the toughest conditions. Featuring high carbon steel stems hardened to 48 Rockwell C for maximum wear resistance and durability.

Adjustable Transmission Pick up



19022 SOLD AS KIT

Fits all Big Twin models from 1996 to Present.

Speedo Sensor / Transmission Inductive Pick up assembly for use with Programmable VDO Electric Speedo's when a different size rear wheel is being used.

19061 SOLD EACH

Fits all 1994 thru 1999 Evolution Big Twin models, 1999 to present Twin Cam models and Sportster models from 1995 to present.

Chrome plated billet aluminum speedo sender cover. Fits over the black plastic speed sensor of the transmission.

- Inlet
- Exhaust

- Frames
- Accessories
- Kickstands

- Front Ends

- Gas Tanks
- Accessories

- Dash
- Instruments

- Oil Tanks
- Accessories

- Fenders

- Engine
- Accessories

- Clutch
- Transmission
- Drive Line

- Handlebar
- Controls

- Brakes

- Forward Controls
- Footpegs
- Accessories

- Hubs
- Axles
- Wheels
- Accessories

- Lighting
- License Plate Mounts
- Accessories

- Electrical
- Accessories

- Miscellaneous

- Inlet
- Exhaust

Super Street 3" Clutch

- Frames
- Accessories
- Kickstands



- Front Ends

- Gas Tanks
- Accessories

13116 SOLD AS KIT
Fits Softail models from 1990 thru 2000
3" electric start kit.

13117 SOLD AS KIT
Fits FXR & FLT models from 1990 thru 2000
3" electric start kit.

13118 SOLD AS KIT
Fits Dyna Glide models from 1990 thru 1999
3" electric start kit.

13119 SOLD AS KIT
Fits Dyna Gilde models from 2000 & later
3" electric start kit.

All new Super Street clutch for 8mm 3" Softail, FXR, FLT & Dyna models. Includes an all new billet clutch basket with 7075 aluminum hub for superior strength. BDL's all new clutch includes nine Kevlar plates and 11 steels as used in their Top Fuel Street Drive. The billet pressure plate can hold up to nine springs for unrelenting pressure for awesome power and a much quieter operation.

- Dash
- Instruments

- Oil Tanks
- Accessories

- Fenders

- Engine
- Accessories

- Clutch
- Transmission
- Drive Line

- Handlebar
- Controls

- Brakes

- Forward Controls
- Footpegs
- Accessories

- Hubs
- Axles
- Wheels
- Accessories

- Lighting
- License Plate Mounts
- Accessories

- Electrical
- Accessories

- Miscellaneous

Ball Bearing Lock Up Clutch for Harley Models

NEW



39067 SOLD AS KIT
Fits all Harley models with the stock clutch basket from 1998 thru 2007.

Put some balls in your stock Harley clutch basket with our ball bearing lock up clutch. It replaces the stock pressure plate and is used with the stock diaphragm spring, spring retainer and bolts.

Ball Bearing Lock Up Clutch for Primo Belt Drives

NEW



39068 SOLD AS KIT
Fits all Primo belt drives with diaphragm spring from 1990 thru 2007.

Put some balls in your Primo clutch with our ball bearing lock up clutch. Our kit is used with the Primo clutch basket and replaces the pressure plate and diaphragm. A BDL diaphragm must be used with the Primo retainer and bolts.

Ball Bearing Lock Up Clutch for BDL Belt Drives

NEW



39066 SOLD AS KIT
Fits all BDL 2" drives and as a retro fit with all BDL belt drives with coil spring clutch except the Top Fuel drives.

Put some balls in your BDL belt drive with our ball bearing lock up clutch.



Competitor Clutch



39048 SOLD AS KIT
Fits Shovelhead Big Twin models from 1970 thru 1983 with belt or chain primary - kit has 5 fibers & 7 steels.

39049 SOLD AS KIT
Fits Evo Big Twin models from 1990 thru 1997 with chain primary - kit has 7 fibers & 8 steels.

BDL's Competitor Clutch for chain & belt drives features nine springs and shoulder bolts for simple spring adjustment. The large 40mm double row hub bearing provides maximum performance & strength. The polished pressure plate adds a custom touch for open belt drive installations. BDL's race proven Kevlar clutch makes the Competitor Clutch light years ahead of the competition.

Late Big Twin Clutch Plates



39034 SOLD IN SETS
Fits Big Twin models from 1998 thru 2001. 9 Kevlar friction plates & 8 tempered steel plates.

Note : All Big Twin kits are packaged with frictions & steels and a premeasured stack height for easy installation.

Big Twin & Sportster Clutch Plates



39033 SOLD IN SETS
Fits Big Twin models from 1990 thru 1997 & Sportster models from 1991 & later. 8 Kevlar friction plates & 6 steel plates. 1 High Pro diaphragm spring included, re-use stock double riveted steel plate.

Early Big Twin Clutch Plates



39030 SOLD IN SETS
Fits Big Twin models from 1941 thru 1984. 5 Kevlar friction plates & 4 steel plates.

Note : All Big Twin kits are packaged with frictions & steels and a premeasured stack height for easy installation.

Big Twin Clutch Plates



39031 SOLD IN SETS
Fits Big Twin models from 1984 thru 1989. 6 Kevlar friction plates & 7 steel plates.

Note : All Big Twin kits are packaged with frictions & steels and a premeasured stack height for easy installation.

- Inlet
- Exhaust

- Frames
- Accessories
- Kickstands

- Front Ends

- Gas Tanks
- Accessories

- Dash
- Instruments

- Oil Tanks
- Accessories

- Fenders

- Engine
- Accessories

- Clutch
- Transmission
- Drive Line

- Handlebar
- Controls

- Brakes

- Forward Controls
- Footpegs
- Accessories

- Hubs
- Axles
- Wheels
- Accessories

- Lighting
- License Plate Mounts
- Accessories

- Electrical
- Accessories

- Miscellaneous

- Inlet
- Exhaust

Big Twin & Sportster Clutch with Extra Plate



39032 SOLD IN SETS
 Fits Big Twin models from 1990 thru 1997 & Sportster models from 1991 & later. 9 Kevlar friction plates & 8 steel plates. 1 High Pro diaphragm spring included, **do not use** stock double riveted steel plate.

- Frames
- Accessories
- Kickstands

- Front Ends

- Gas Tanks
- Accessories

- Dash
- Instruments

- Oil Tanks
- Accessories

- Fenders

- Engine
- Accessories

- Clutch
- Transmission
- Drive Line

- Handlebar
- Controls

- Brakes

- Forward Controls
- Footpegs
- Accessories

- Hubs
- Axles
- Wheels
- Accessories

- Lighting
- License Plate Mounts
- Accessories

- Electrical
- Accessories

- Miscellaneous


Clutch Plates for BDL Chain Drive & Competitor Clutch



39037 SOLD IN SETS
 Fits BDL chain drives & competitor clutch PT#39049 for Evo Big Twins with chain primary from 1990 thru 1997. 7 Kevlar friction plates.

39038 SOLD IN SETS
 Fits BDL chain drives & competitor clutch PT#39049 for Evo Big Twins with chain primary from 1990 thru 1997. 8 steel plates.

Clutch Plates for Shovelhead Competitor Clutch



39046 SOLD IN SETS
 Fits competitor clutch PT#39048 for Shovelhead Big Twin models with belt or chain primary from 1970 thru 1983. 5 Kevlar friction plates.

39047 SOLD IN SETS
 Fits competitor clutch PT#39048 for Shovelhead Big Twin models with belt or chain primary from 1970 thru 1983. 7 steel plates.

Top Fuel & Super Street Clutch Plates



39035 SOLD IN SETS
 Fits Top Fuel & Super Street drives 9 Kevlar friction plates.

39036 SOLD IN SETS
 Fits Top Fuel & Super Street drives 11 steel plates.

Clutch Plates for BDL's Closed Drive & 3" 8mm Open Drives




39042 SOLD EACH
 Fits BDL's closed drives & 3" 8mm open drive. 1 sided Kevlar friction plate, two required.

39043 SOLD EACH
 Fits BDL's closed drives & 3" 8mm open drive. 2 sided Kevlar friction plate, four required.

39044 SOLD EACH
 Fits BDL's closed drives & 3" 8mm open drive. Round dog steels, five required.

39041 SOLD EACH
 Fits BDL's closed drives & 3" 8mm open drive. Steel backing plate.

Clutch Plates for BDL's Quiet Clutch On Closed Drive & 3" 8mm Open Drives



39039 SOLD IN SETS
 Fits BDL's closed drives & 3" 8mm open drive. 7 Kevlar friction plates.

39040 SOLD IN SETS
 Fits BDL's closed drives & 3" 8mm open drive. 7 steel plates.

39041 SOLD EACH
 Fits BDL's closed drives & 3" 8mm open drive. Steel backing plate.

Steel Clutch Drive Plates



39055 SOLD SET OF 8
Replaces 37913-98
Fits 1998 to present Big Twin & Twin Cam models.

Kit of 8 steel clutch drive plates.

Diaphragm Clutch Spring



39029 SOLD EACH
Replaces 37871-84
Fits Evolution Big Twin models from 1984 to 1989 also can be used for high performance and competition engines.

Heavy duty replacement spring plate for all diaphragm type clutches on Evolution Big Twins. Clutch spring gives a significant increase in lever pressure.

Clutch Retaining Ring



39063 SOLD EACH
Replaces 37904-90
Fits 1990 to present Big Twin models.

Replacement clutch retaining ring for 5 speed Big Twin models.

Clutch Friction Plate Set



39052 SOLD EACH
Replaces 37932-98
Fits 1998 thru 1999 Evolution Big Twin models and 1999 to present Twin Cam models.

This clutch friction plate set is made from high performance friction material. This economical priced top quality kit contains 8 discs.

Diaphragm Clutch Spring



39056 SOLD EACH
Replaces 37871-90
Fits 1990 thru 1997 Big Twin models & 1991 to present Sportster models.

Stock replacement diaphragm clutch spring.

Clutch Spring Separator Plate



39051 SOLD EACH
Replaces 37977-90
This spring loaded plate is designed for smooth engagement of the clutch on 1990 to present Sportster models, and 1990 thru 1997 Big Twin models.

Steel Clutch Drive Plates



39053 SOLD SET OF 8
Replaces 37913-90
Fits 1990 thru 1997 Big Twin models.

Manufactured to tight tolerances, this replacement steel drive plate kit will help to give a smooth progressive clutch action.

Clutch Friction Plate Kit



39054 SOLD SET OF 8
Replaces 37911-90
Fits 1990 to present Big Twin models.

This clutch friction plate set is made from high performance friction material. This economical priced top quality kit contains 8 discs.

Diaphragm Clutch Spring



39057 SOLD EACH
Replaces 37871-98A
Fits 1998 to present Evolution Big Twin models & 1999 to present Twin Cam models.

Stock replacement diaphragm clutch spring.

- Inlet
- Exhaust
- Frames
- Accessories
- Kickstands
- Front Ends
- Gas Tanks
- Accessories
- Dash
- Instruments
- Oil Tanks
- Accessories
- Fenders
- Engine
- Accessories
- Clutch
- Transmission
- Drive Line
- Handlebar
- Controls
- Brakes
- Forward Controls
- Footpegs
- Accessories
- Hubs
- Axles
- Wheels
- Accessories
- Lighting
- License Plate Mounts
- Accessories
- Electrical
- Accessories
- Miscellaneous

- Inlet
- Exhaust

Three Stud Clutch Hub Assembly



39004 SOLD AS ASSEMBLY
 Replaces 37550-41B
 Fits 61", 74" & 80" Big Twin models from 1941 to 1984 except models with a diaphragm clutch.

High quality clutch hub manufactured for perfect fit. Assembly includes lining with rivets.

Clutch Hub 5 Stud with Pressure Plates



39005 SOLD AS ASSEMBLY
 Fits 61", 74" & 80" Big Twin models from 1941 to 1984 except models with a diaphragm clutch.

High quality clutch hub manufactured for perfect fit. Assembly includes lining with rivets.

- Frames
- Accessories
- Kickstands

- Front Ends

- Gas Tanks
- Accessories

- Dash
- Instruments

- Oil Tanks
- Accessories

- Fenders

5 Speed Big Twin Inner Clutch Hub



39013 SOLD EACH
 Replaces 37550-90A
 Fits Evolution Big Twin models 1990 to 1997.

39014 SOLD EACH
 Replaces 37550-98
 Fits Evolution Big Twin models 1998 to 1999 and Twin Cam models 1999 to Present.

Improved inner clutch hub with cast in center to stop it from coming loose.

Evolution Big Twin Inner Clutch Hub



39012 SOLD EACH
 Fits Evolution Big Twin models 1984 to 1989.


Replacement inner clutch hub with improved tapered sleeve to stop it splitting at the key way as it can on the original one.

Tab Washer for Clutch Hub



16012 SOLD IN PACK OF 10
 Replaces 37533-52A
 Fits Sportster models 1954 to 1984.

Outer Clutch Shells



13002 SOLD EACH
 Replaces 37707-90
 Fits Evolution Big Twin models 1991 to 1993.

39001 SOLD EACH
 Replaces 37707-94
 Fits Evolution Big Twin models 1994 to 1997.

39002 SOLD EACH
 Replaces 37707-98
 Fits Evolution Big Twin models 1998 to 1999 and Twin Cam models 1999 to Present.

Quality outer clutch shell with factory installed bearing, bearing retaining ring, sprocket and ring gear.

- Engine
- Accessories

- Clutch
- Transmission
- Drive Line

- Handlebar
- Controls

- Brakes

- Forward Controls
- Footpegs
- Accessories

- Hubs
- Axles
- Wheels
- Accessories

- Lighting
- License Plate Mounts
- Accessories

- Electrical
- Accessories

- Miscellaneous

Clutch Release Finger



39007 SOLD EACH
 Replaces 37070-39B
 Fits 61", 74" & 80" Big Twin models from 1941 to 1984 except models with a diaphragm clutch.

Clutch release finger.

Clutch Adjusting Rod



13199 SOLD EACH
 Fits 1999 and later Big Twin models.

Clutch adjusting Rod.

Clutch Stud Nuts



39006 SOLD EACH
 Replaces 37581-47
 Fits 61", 74" & 80" Big Twin models from 1941 to 1984.

Clutch Adjusting Screws



39025 SOLD EACH
 Replaces 37090-84A
 Fits 5 Speed Evolution Big Twin models from 1990 to 1997.

Case hardened steel clutch adjusting screw for early models.

39026 SOLD EACH
 Replaces 37090-98
 Fits 5 Speed Evolution Big Twin & Twin Cam models 1998 to Present.

Case hardened steel clutch adjusting screw for late models.

39027 SOLD IN PACK OF 5
 Replaces 7848W
 Fits 5 Speed Evolution Big Twin & Twin Cam models 1984 to Present.

Clutch adjusting screw lock nut.

Clutch Release Shaft



39008 SOLD EACH
 Replaces 37074-38A
 Fits 61", 74" & 80" Big Twin models from 1941 to 1984 except models with a diaphragm clutch.

Clutch release shaft.

Clutch Release Plate



39024 SOLD EACH
 Replaces 37903-90
 Fits Big Twin models 1990 to 1997.

Clutch Damper Spring & Seat



39059 SOLD EACH
 Replaces 37883-98
 Fits 1998 to present Big Twin models.

Damper spring seat.

39060 SOLD EACH
 Replaces 37884-98
 Fits 1998 to present Big Twin models.

Damper spring.

Clutch Spring Seat



39064 SOLD EACH
 Replaces 37872-90
 Fits 1991 to present Big Twin models.

Clutch spring seat.

Clutch Retaining Ring



39062 SOLD EACH
 Replaces 37908-90
 Fits 1991 to present Big Twin models.

Internal retaining ring for diaphragm on Big Twin clutch's.

• Inlet
 • Exhaust

• Frames
 • Accessories
 • Kickstands

• Front Ends

• Gas Tanks
 • Accessories

• Dash
 • Instruments

• Oil Tanks
 • Accessories

• Fenders

• Engine
 • Accessories

• Clutch
 • Transmission
 • Drive Line

• Handlebar
 • Controls

• Brakes

• Forward Controls
 • Footpegs
 • Accessories

• Hubs
 • Axles
 • Wheels
 • Accessories

• Lighting
 • License Plate Mounts
 • Accessories

• Electrical
 • Accessories

• Miscellaneous

- Inlet
- Exhaust
- Frames
- Accessories
- Kickstands
- Front Ends
- Gas Tanks
- Accessories
- Dash
- Instruments
- Oil Tanks
- Accessories
- Fenders
- Engine
- Accessories
- Clutch, Transmission
- Drive Line
- Handlebar
- Controls
- Brakes
- Forward
- Controls
- Footpegs
- Accessories
- Hubs
- Axles
- Wheels
- Accessories
- Lighting
- License Plate Mounts
- Accessories
- Electrical
- Accessories
- Miscellaneous


Big Twin Bearing Retainer with Rollers



39010 SOLD AS KIT
Replaces 37567-41A
Fits Big Twin models 1941 to 1984.

Bearing retainer with 20 rollers.


Sportster Clutch Backing Plate



39015 SOLD EACH
Replaces 38005-74
Fits Sportster models 1971 to early 1984.

Steel backing plate with studs for Sportster models.

Big Twin Clutch Hub Nut



39011 SOLD EACH
Replaces 37496-90
Fits Big Twin models 1990 to Present.

3 Hole Clutch Pressure Plate



39003 SOLD EACH
Replaces 38010-41 & 37816-41
Fits 4 speed Big Twin models 1941 to 1984. Does not fit models with diaphragm clutch.

3 hole clutch pressure plate.

Clutch Pressure Plate



39028 SOLD EACH
Replaces 37912-91
Fits 1991 to Present Sportster models and 1991 to 1997 Big Twin models.

Heavy Duty aluminum clutch pressure plate, designed to exceed OEM specifications.

Clutch Pressure Plate



39058 SOLD EACH
Replaces 37912-98A
Fits 1998 to present Big Twin & Twin Cam models.

Stock replacement clutch pressure plate.


10 Hole Clutch Pressure Plate



39009 SOLD EACH
Replaces 38010-41
Fits Big Twin models 1941 to 1984.

10 hole Clutch pressure plate can be used as stock replacement.

Big Twin Early Style Throw Out Bearing Kit



39017 SOLD AS KIT
Fits Big Twin models 1970 to early 1975, can also be used to convert all late 4 speed Big Twins from the wafer style bearing to the early bearing on late 1975 to early 1984 models. Complete kit.

39018 SOLD EACH
Replaces 37310-39
Fits Big Twin models 1970 to early 1975. Throw out bearing only.

Big Twin Clutch Pull Rod



39019 SOLD EACH
Replaces 36917-36
Fits Big Twin models with old style rocker clutch.

Chrome plated clutch pull rod, 18-3/8" long.

Extended Clutch Pushrod



16082 SOLD EACH
Fits 1994 to present 5 speed Big Twin models.

12mm extended clutch pushrod.

16086 SOLD EACH
Fits 1994 to present 5 speed Big Twin models.

25mm extended clutch pushrod.

16091 SOLD EACH
Fits 1994 to present 5 speed Big Twin models.

45mm extended clutch pushrod.

Mousetrap Clutch Release Lever



39020 SOLD EACH
Replaces 37051-36 & 37052-65
Fits 4 speed Big Twin 1941 to 1984 (1968 to 1978 hand shift only).

Chrome plated clutch release lever.

Easy Pull Late Model Clutch Puller



39065 SOLD AS KIT
Fits Big Twin models from 2000 to present.

These Kits provide an easier and smoother clutch lever operation. Kit includes inner and outer ramps, cable coupling, ramp rollers and retaining ring

Big Twin Clutch Release Kit



39016 SOLD AS KIT
Fits Big Twin models 1987 to Present.

Clutch release kit contain inner and outer ramps, cable coupling, ramp rollers and the retaining ring.


Big Twin Clutch Release Lever



39021 SOLD EACH
Replaces 37054-79
Fits FL models 1979 to 1984 & FX models 1979 to 1985.

Chrome plated replacement clutch release lever for late style 4 speed Big Twins.

Big Twin Clutch Release Lever



39023 SOLD EACH
Replaces 37053-58
Fits all 4 speed Big Twin models.

Chrome plated clutch release lever.

Pull Easy Clutch kit



39022 SOLD AS KIT
Fits Evolution Big Twin models 1987 to Present except FXR & Sportster models 1986 to 1990.

Reduces the force necessary to operate the clutch up to approx 40%.

- Inlet
- Exhaust

- Frames
- Accessories
- Kickstands

- Front Ends

- Gas Tanks
- Accessories

- Dash
- Instruments

- Oil Tanks
- Accessories

- Fenders

- Engine
- Accessories

- Clutch
- Transmission
- Drive Line

- Handlebar
- Controls

- Brakes

- Forward Controls
- Footpegs
- Accessories

- Hubs
- Axles
- Wheels
- Accessories

- Lighting
- License Plate Mounts
- Accessories

- Electrical
- Accessories

- Miscellaneous

- Inlet
- Exhaust

FL Heel Toe Shifter



16040 SOLD EACH

Replaces 34692-74TA
Fits FL & FLH models 1965 to 1984 with splined shifter shafts.

Show chromed heel toe gear change lever, shift pegs not included.

- Frames
- Accessories
- Kickstands

- Front Ends

- Gas Tanks
- Accessories

- Dash
- Instruments

- Oil Tanks
- Accessories

- Fenders

- Engine
- Accessories

- Clutch
- Transmission
- Drive Line

- Handlebar
- Controls

- Brakes

- Forward Controls
- Footpegs
- Accessories

- Hubs
- Axles
- Wheels
- Accessories

- Lighting
- License Plate Mounts
- Accessories

- Electrical
- Accessories

- Miscellaneous

FXR Shift Lever



16041 SOLD EACH

Replaces 34599-81
Fits FXR models 1982 to 1994.

Chrome plated shift lever for FXR models.

FX & FXST Shift Lever



16017 SOLD EACH

Replaces 34564-74TA
Fits FX models with through primary shifter 1974 to 1985, Softail models from 1996 to Present excluding Heritage models and Dyna Glide models 1991 to Present.

Chrome plated replacement shift lever.

FL & FXWG Shift Lever



16019 SOLD EACH

Replaces 34606-74
Fits FL models 1974 to 1984 & FXWG models 1980 to 1986 with splined shafts.

Chrome plated shift lever for FL, FXWG models.

Sportster Shift Lever



16018 SOLD EACH

Replaces 34606-75T
Fits Sportster models 1977 to 1985.

Chrome plated shift lever for Sportster models.

Shift Lever for Sportster & Big Twins



16039 SOLD EACH

Replaces 34606-71 & 34606-54TA
Fits Sportster models 1971 to 1974 & early Big Twins without splined shift shaft.

Chrome plated shift lever for Sportster and Big Twin models.

Shift Lever for Evolution Sportster



16016 SOLD EACH

Replaces 34605-86TB
Fits 4 speed Evolution Sportster models 1986 to 1990.

Chrome plated shift lever for Evolution Sportster models.

5 Speed Sportster Shift Lever



50037 SOLD EACH

Replaces 34606-90
Fits 5 speed Sportster models 1991 to Present.

Chrome plated shift lever for 5 speed Sportster models.

Stinger Shift Peg



44019 SOLD EACH
Replaces 34611-65
Fits all models with threaded shifter arms.

Rubber banded shift peg. Rubbers help to stop your boot slipping off your shifter peg when wet.

44020 SOLD PACK OF 3
Replacement shift peg rubbers.

Diamond Shift Peg



44031 SOLD EACH
Fits all models with threaded shifter arms.

Chrome plated shift peg with diamond shaped rubber inserts.

JB Style Shift Peg



44011 SOLD EACH
Fits most aftermarket and OEM shift levers.

Highly polished aluminum JB style shift peg.

Shift Peg



44005 SOLD EACH
Replaces 34611-65
Fits all models with threaded shifter arms.

Chrome plated and rubber banded shift peg.

44094 SOLD PACK OF 10
Replacement shift peg rubbers.

Shift Peg



44003 SOLD EACH
Replaces 34611-65
Fits all models with threaded shifter arms.

Shift peg with nicely chromed end.

Stinger "Live to Ride" Shift Peg



44064 SOLD EACH
Fits all models with threaded shifter arms.

Shifter peg with "Live to Ride" logo on rubber pad.

Streamliner Shift Peg



44025 SOLD EACH
Fits all models with threaded shifter arms.

Chrome plated shift peg with rubber inserts.

Shift Pegs



44001 SOLD EACH
Replaces 34611-65
Fits all models with threaded shifter arms. Short stud.

44002 SOLD EACH
Replaces 34609-52
Fits all models with threaded shifter arms. Long stud.

Black rubber shifter pegs with either a long or short stud.

Spiked Shifter & Brake Peg



44119 SOLD EACH
Spiked shift or brake peg.
Chrome plated finish.

44123 SOLD EACH
Spiked shift or brake peg.
Black anodized finish.

- Inlet
- Exhaust

- Frames
- Accessories
- Kickstands

- Front Ends

- Gas Tanks
- Accessories

- Dash
- Instruments

- Oil Tanks
- Accessories

- Fenders

- Engine
- Accessories

- Clutch
- Transmission
- Drive Line

- Handlebar
- Controls

- Brakes

- Forward Controls
- Footpegs
- Accessories

- Hubs
- Axles
- Wheels
- Accessories

- Lighting
- License Plate Mounts
- Accessories

- Electrical
- Accessories

- Miscellaneous

- Inlet
- Exhaust

4 Speed Big Twin Main Shaft Extended Mainshaft



16001 SOLD EACH

Replaces 35040-50T
Fits 4 speed Big Twin models 1937 to 1964.

16002 SOLD EACH

Replaces 35039-70A & 35039-80T
Fits 4 speed Big Twin models 1970 to 1984.

Alloy steel main shafts machined to OEM specifications for a perfect fit.

Sportster Main Shaft Low Gear



16008 SOLD EACH

Replaces 35277-52A
Fits 4 speed Sportster models 1954 to 1990.

Alloy steel 27 tooth main shaft low gear machined to OEM specifications for a perfect fit.



16069 SOLD EACH

Fits 1994 to present 5 speed Big Twin models.

12mm extended mainshaft.

16070 SOLD EACH

Fits 1994 to present 5 speed Big Twin models.

25mm extended mainshaft.

16087 SOLD EACH

Fits 1994 to present 5 speed Big Twin models.

45mm extended mainshaft.

Main Shaft Clutch Gear



16009 SOLD EACH

Replaces 37448-71
Fits 4 speed Sportster models 1971 to early 1979.

Alloy steel 17 tooth main shaft clutch gear machined to OEM specifications for a perfect fit.

4 Speed Sportster Shift Forks



16010 SOLD EACH

Replaces 34291-52C
Fits K models & 4 speed Sportster models including 4 speed Evolution models 1952 to 1990.

High quality forged steel shifter forks induction hardened to exceed OEM specifications.

16011 SOLD EACH

Replaces 34292-72A
Fits K models & 4 speed Sportster models including 4 speed Evolution models 1952 to 1990.

Oversize +0.02" high quality forged steel shifter forks induction hardened to exceed OEM specifications.

Extended 5th Main Drive Gear



16071 SOLD EACH

Fits 1994 to present 5 speed Big Twin models.

12mm extended 5th main drive gear.

16072 SOLD EACH

Fits 1994 to present 5 speed Big Twin models.

25mm extended 5th main drive gear.

- Frames
- Accessories
- Kickstands

- Front Ends

- Gas Tanks
- Accessories

- Dash
- Instruments

- Oil Tanks
- Accessories

- Fenders

- Engine
- Accessories

- Clutch
- Transmission
- Drive Line

- Handlebar
- Controls

- Brakes

- Forward Controls
- Footpegs
- Accessories

- Hubs
- Axles
- Wheels
- Accessories

- Lighting
- License Plate Mounts
- Accessories

- Electrical
- Accessories

- Miscellaneous

Transmission Drain Plug



05219 SOLD EACH
 Replaces 707
 Use on Big Twin transmission.
 1/2" x 13 drain plug with magnet.

Transmission Mounting Plate for Softails



16007 SOLD EACH
 Replaces 47698-86B
 Fits 5 speed Softail models 1987 to 1999.

Chrome plated reproduction of the 5 speed Softail transmission mounting plate.

Main Shaft Bearing Lock Tab



16003 SOLD PACK OF 10
 Replaces 35050-40
 Fits 4 speed Big Twin models 1940 to 1986.

Offset Transmission Plate




16043 SOLD EACH
 Fits Softail models from 1986 to 1999 & custom applications.

European made 12mm (0.472") offset transmission plate.

16042 SOLD EACH
 Fits Softail models from 1986 to 1999 & custom applications.

European made 25mm (0.984") offset transmission plate.

Transmission Driven Speedo Drive Unit



67058 SOLD EACH
 Replaces 67130-69
 Fits FL models 1969 to 1980, FX models 1970 to 1972 & FXWG models 1980 to 1983.

Perfect replica of the OEM transmission driven speedo drive unit.

- Inlet
- Exhaust

- Frames
- Accessories
- Kickstands

- Front Ends

- Gas Tanks
- Accessories

- Dash
- Instruments

- Oil Tanks
- Accessories

- Fenders

- Engine
- Accessories

- Clutch
- Transmission
- Drive Line

- Handlebar
- Controls

- Brakes

- Forward Controls
- Footpegs
- Accessories

- Hubs
- Axles
- Wheels
- Accessories

- Lighting
- License Plate Mounts
- Accessories

- Electrical
- Accessories

- Miscellaneous

- Inlet
- Exhaust

Transmission End Cover



50056 SOLD EACH
Replaces 37105-99
Fits 5 speed Big Twin models from 1987 to present except FXR models.

Nicely chromed smooth front 5 speed transmission end cover.

5 Speed Transmission Top Cover



50035 SOLD EACH
Replaces 34468-86A
Fits Softail models 1987 to 1999, FXR models 1987 to 1994 and FLH, FLT models 1987 to 1999.

Early style chrome plated transmission top cover.

50051 SOLD EACH
Replaces 34543-00
Fits Softail, FLH and FLT models 2000 to Present.

Late style chrome plated transmission top cover.

Transmission Lever Cover



16005 SOLD AS KIT
Replaces 34447-74, 34555-74 & 1767W
Fits FX models 1974 to early 1979.

16006 SOLD AS KIT
Replaces 34447-52, 34555-52 & 1767W
Fits FL models 1952 to 1979.

Chrome plated transmission lever dust cover set. Covers up the stock ratchet mechanism comes complete with mounting hardware.

Transmission End Cover



50048 SOLD EACH
Replaces 37015-87A
Fits Softail models 1987 to Present & Dyna Glide models 1990 to Present.

50033 SOLD EACH
Replaces 37109-87A
Fits FXR models 1987 to 1994.

Beautifully chromed die cast 5 speed transmission end cover.

Foot Shift Lever Cover



50036 SOLD EACH
Replaces 33644-65
Fits FLH models 1965 to 1984.

Chrome plated replica of the foot shift lever cover on FLH models.

Big Twin Foot Shift Ratchet Lid



50034 SOLD EACH
Replaces 34803-59
Fits Big Twin models 1959 to early 1979.

Polished reproduction of the early Big Twin foot shift ratchet lid.

- Frames
- Accessories
- Kickstands

- Front Ends

- Gas Tanks
- Accessories

- Dash
- Instruments

- Oil Tanks
- Accessories

- Fenders

- Engine
- Accessories

- Clutch,
- Transmission
- Drive Line

- Handlebar
- Controls

- Brakes

- Forward
- Controls
- Footpegs
- Accessories

- Hubs
- Axles
- Wheels
- Accessories

- Lighting
- License
- Plate Mounts
- Accessories

- Electrical
- Accessories

- Miscellaneous

Drive Pulley Installation Kit



09124

SOLD AS KIT

Replaces 11165, 35211-91, 3594 and 40251-92

Fits Sportster and Big Twin models from 1993 to present.

Drive pulley installation kit, includes everything to mount the drive pulley. Kit contains mainshaft bearing seal, Sprocket nut, 2 x socket head screws and the lock plate.

Big Twin Transmission Sprocket Nut



09026

SOLD EACH

Fits 4 speed Big Twin models with open & closed primary's 1936 to 1964, Big Twin models with open primary 1965 to 1969 and 1970 to present Big Twin models without any modification.

Transmission sprocket nut with seal to help avoid transmission oil leakage due to worn main gear bushing.

Big Twin Off Set Sprocket Kit



09093

SOLD AS KIT

Fits 4 speed Big Twin models. 3/16" off set 22 tooth sprocket kit. Comes with an off set sprocket, a precisely machined rear sprocket spacer and five extra long rear sprocket bolts with Nyloc nuts.

09095

SOLD AS KIT

Fits 4 speed Big Twin models. 3/16" off set 23 tooth sprocket kit. Comes with an off set sprocket, a precisely machined rear sprocket spacer and five extra long rear sprocket bolts with Nyloc nuts.

09097

SOLD AS KIT

Fits 4 speed Big Twin models. 3/16" off set 24 tooth sprocket kit. Comes with an off set sprocket, a precisely machined rear sprocket spacer and five extra long rear sprocket bolts with Nyloc nuts.

Note: Substantial modifications will be necessary on 1979 to 1985 FX models including changing to a Prestolite starter.

Big Twin Transmission Sprocket Nut



09123

SOLD EACH

Replaces 35211-36

Fits 1963 to 1964 (open and closed primary), 1965 to 1969 (open primary) without any modification.

Softail & FXR Off Set Sprocket Kit



09027

SOLD AS KIT

Fits Softail models 1986 to 1993 when used with a 1973 up 4 speed rear sprocket. Will also fit 4 speed FXR models 1985 thru 1994 when used with a 1982 thru 1985 FXR rear sprocket.

7/32" off set 24 tooth sprocket kit, allows you to convert the final drive from belt to chain and change the final drive ratio or install a 150 series wide rear tire.

Transmission Sprockets for 4 Speed Big Twin Models



09077

SOLD EACH

Replaces 33338-83

Fits 4 speed Big Twin models 1980 to 1985. 22 tooth precision machined transmission sprocket with hardened teeth.

09078

SOLD EACH

Replaces 33337-83

Fits 4 speed Big Twin models 1980 to 1985. 23 tooth precision machined transmission sprocket with hardened teeth.

09079

SOLD EACH

Fits 4 speed Big Twin models 1980 to 1985. 24 tooth precision machined transmission sprocket with hardened teeth.

09080

SOLD EACH

Fits 4 speed Big Twin models 1980 to 1985. 25 tooth precision machined transmission sprocket with hardened teeth.

- Inlet
- Exhaust

- Frames
- Accessories
- Kickstands

- Front Ends

- Gas Tanks
- Accessories

- Dash
- Instruments

- Oil Tanks
- Accessories

- Fenders

- Engine
- Accessories

- Clutch
- Transmission
- Drive Line

- Handlebar
- Controls

- Brakes

- Forward Controls
- Footpegs
- Accessories

- Hubs
- Axles
- Wheels
- Accessories

- Lighting
- License Plate Mounts
- Accessories

- Electrical
- Accessories

- Miscellaneous

- Inlet
- Exhaust

Early Big Twin Transmission Sprockets



09071 SOLD EACH
Replaces 35203-36
Fits Big Twin models 1936 to 1979.
22 tooth precision machined transmission sprocket with hardened teeth.

09072 SOLD EACH
Replaces 35212-73
Fits Big Twin models 1936 to 1979.
23 tooth precision machined transmission sprocket with hardened teeth.

09073 SOLD EACH
Fits Big Twin models 1936 to 1979.
24 tooth precision machined transmission sprocket with hardened teeth.

09074 SOLD EACH
Fits Big Twin models 1936 to 1979.
25 tooth precision machined transmission sprocket with hardened teeth.

Transmission Sprockets for 5 Speed Big Twin Models



09088 SOLD EACH
Fits 5 speed Big Twin models 1980 to 1985.
21 tooth precision machined transmission sprocket with hardened teeth.

09024 SOLD EACH
Replaces 33336-83
Fits 5 speed Big Twin models 1980 to 1985.
22 tooth precision machined transmission sprocket with hardened teeth.

09025 SOLD EACH
Fits 5 speed Big Twin models 1980 to 1985.
23 tooth precision machined transmission sprocket with hardened teeth.

Transmission Sprockets for 5 Speed Big Twin Models



09121 SOLD EACH
Fits 5 speed Big Twin models 1994 to 2003.

23 tooth with 0.50" offset precision machined transmissionsprocket with hardened teeth.

09122 SOLD EACH
Fits 5 speed Big Twin models 1994 to 2003.

24 tooth with 0.50" offset precision machined transmissionsprocket with hardened teeth.

09117 SOLD EACH
Fits 5 speed Big Twin models from 1994 to 2003

22 tooth with 0.81" offset precision machined transmissionsprocket with hardened teeth.

09118 SOLD EACH
Fits 5 speed Big Twin models 1994 to 2003.

23 tooth with 0.81" offset precision machined transmissionsprocket with hardened teeth.

09119 SOLD EACH
Fits 5 speed Big Twin models 1994 to 2003.

24 tooth with 0.81" offset precision machined transmissionsprocket with hardened teeth.

Big Twin Offset Transmission Pulley



16098 SOLD EACH
Fits 5 speed Big Twin models from 1994 & later.

32 tooth belt pulley with 3/4" offset, allows you to install a wide tire conversion kit without offsetting the transmission. Pulley features precision machined teeth for long life.

Note : Although 2000 and later models use the narrow 1-1/8" finial belt and rear pulley, the front pulley width has remained unchanged.

- Frames
- Accessories
- Kickstands

- Front Ends

- Gas Tanks
- Accessories

- Dash
- Instruments

- Oil Tanks
- Accessories

- Fenders

- Engine
- Accessories

- Clutch,
- Transmission
- Drive Line

- Handlebar
- Controls

- Brakes

- Forward
- Controls
- Footpegs
- Accessories

- Hubs
- Axles
- Wheels
- Accessories

- Lighting
- License
- Plate Mounts
- Accessories

- Electrical
- Accessories

- Miscellaneous

Big Twin Belt Drive Transmission Pulleys



09096 SOLD EACH
Fits 5 speed Big Twin models from 1985 to 1993.
29 tooth precision machined heat treated transmission belt pulley.

09094 SOLD EACH
Fits 5 speed Big Twin models from 1985 to 1993.
30 tooth precision machined heat treated transmission belt pulley.

09100 SOLD EACH
Replaces 40210-85C
Fits 5 speed Big Twin models from 1985 to 1993.
32 tooth precision machined heat treated transmission belt pulley. Stock replacement on all 5 speed Big Twin models.

09098 SOLD EACH
Fits 5 speed Big Twin models from 1985 to 1993.
34 tooth precision machined heat treated transmission belt pulley.

09099 SOLD EACH
Replaces 40250-94
Fits 5 speed Big Twin models from 1994 to Present.
32 tooth precision machined heat treated transmission belt pulley. Stock replacement on all 5 speed Big Twin models.

Note: 2000 and later models with the narrow 1-1/8" belt and rear pulley still use the same width transmission pulley as the early models.

Sportster Transmission Sprockets



09081 SOLD EACH
Replaces 35208-84T
Fits Sportster models 1984 to 1990.
21 tooth precision machined transmission sprocket with hardened teeth.

09082 SOLD EACH
Fits Sportster models 1984 to 1990.
22 tooth precision machined transmission sprocket with hardened teeth.

09083 SOLD EACH
Fits Sportster models 1984 to 1990.
23 tooth precision machined transmission sprocket with hardened teeth.

4 & 5 Speed XL Model Off Set Sprocket Kits



09029 SOLD AS KIT
Fits 4 speed Sportster models 1984 to Present including the late 4 speed Evolution models.

Precision machined 3/16" off set kit with 20 tooth sprocket. Must be used with rear sprocket spacer to align the front and rear sprockets correctly.

09030 SOLD AS KIT
Fits 5 speed Sportster models 1984 to Present including the late 5 speed Evolution models.

Precision machined 3/16" off set kit with 20 tooth sprocket. Must be used with rear sprocket spacer to align the front and rear sprockets correctly.

Sportster & K model Transmission Sprockets



09075 SOLD EACH
Replaces 35205-52A
Fits Sportster and K models 1954 to 1978.
21 tooth precision machined transmission sprocket with hardened teeth.

09084 SOLD EACH
Replaces 35205-52R
Fits Sportster and K models 1954 to 1978.
22 tooth precision machined transmission sprocket with hardened teeth.

09085 SOLD EACH
Fits Sportster and K models 1954 to 1978.
23 tooth precision machined transmission sprocket with hardened teeth.

09086 SOLD EACH
Replaces 35205-79A
Fits Sportster models 1979 to 1984.
21 tooth precision machined transmission sprocket with hardened teeth.

09087 SOLD EACH
Replaces 35205-79
Fits Sportster models 1979 to 1984.
22 tooth precision machined transmission sprocket with hardened teeth.

09089 SOLD EACH
Replaces 35205-79
Fits Sportster models 1979 to 1984.
23 tooth precision machined transmission sprocket with hardened teeth.

- Inlet
- Exhaust

- Frames
- Accessories
- Kickstands

- Front Ends

- Gas Tanks
- Accessories

- Dash
- Instruments

- Oil Tanks
- Accessories

- Fenders

- Engine
- Accessories

- Clutch
- Transmission
- Drive Line

- Handlebar
- Controls

- Brakes

- Forward Controls
- Footpegs
- Accessories

- Hubs
- Axles
- Wheels
- Accessories

- Lighting
- License Plate Mounts
- Accessories

- Electrical
- Accessories

- Miscellaneous

- Inlet
- Exhaust

Sportster Off Set Sprocket Kit



09028 SOLD AS KIT

Fits 4 speed Sportster models from 1984 to 1990.

3/16" off set 21 tooth sprocket kit, allows you to install a 150 series tire on your Sportster.

- Frames
- Accessories
- Kickstands

- Front Ends

- Gas Tanks
- Accessories

- Dash
- Instruments

- Oil Tanks
- Accessories

5 Speed Sportster Transmission Sprockets



09090 SOLD EACH

Replaces 37709-89

Fits 5 speed Sportster models 1991 to Present.

21 tooth precision machined transmission sprocket with hardened teeth. May also be used to convert 5 speed belt drive models to chain drive with the addition of a 1986 up rear sprocket.

- Fenders

- Engine
- Accessories

- Clutch
- Transmission
- Drive Line

- Handlebar
- Controls

- Brakes

- Forward Controls
- Footpegs
- Accessories

- Hubs
- Axles
- Wheels
- Accessories

- Lighting
- License Plate Mounts
- Accessories

- Electrical
- Accessories

- Miscellaneous

Rear Sprockets for Big Twin and Sportster Models



09103 SOLD EACH

Fits all disc brake 1979 to 1981 Sportster models & 4 speed Big Twin models 1973 to 1985 with chain drive. Top quality 47 tooth zinc plated rear sprocket with 0.53" off set.

09036 SOLD EACH

Replaces 40954-81
Fits all disc brake 1979 to 1981 Sportster models & 4 speed Big Twin models 1973 to 1985 with chain drive. Top quality 48 tooth zinc plated rear sprocket with 0.53" off set.

09037 SOLD EACH

Replaces 40954-81
Fits all disc brake 1979 to 1981 Sportster models & 4 speed Big Twin models 1973 to 1985 with chain drive. Top quality 48 tooth chrome plated rear sprocket with 0.53" off set.

09039 SOLD EACH

Fits all disc brake 1979 to 1981 Sportster models & 4 speed Big Twin models 1973 to 1985 with chain drive. Top quality 49 tooth zinc plated rear sprocket with 0.53" off set.

09038 SOLD EACH

Fits all disc brake 1979 to 1981 Sportster models & 4 speed Big Twin models 1973 to 1985 with chain drive. Top quality 49 tooth chrome plated rear sprocket with 0.53" off set.

09034 sold each

Replaces 41470-73T
Fits all disc brake 1979 to 1981 Sportster models & 4 speed Big Twin models 1973 to 1985 with chain drive. Top quality 51 tooth zinc plated rear sprocket with 0.53" off set.

09035 SOLD EACH

Replaces 41470-73T
Fits all disc brake 1979 to 1981 Sportster models & 4 speed Big Twin models 1973 to 1985 with chain drive. Top quality 51 tooth chrome plated rear sprocket with 0.53" off set.

Rear Sprockets for FXR Models



09044 SOLD EACH

Replaces 40954-81
Fits 1982 to 1985 FXR models with chain rear drive except FXRT & FXRP models.

Beautifully chromed high quality 46 tooth rear sprocket with 0.77" off set.

09043 SOLD EACH

Replaces 40954-81
Fits 1982 to 1985 FXR models with chain rear drive except FXRT & FXRP models.

Beautifully chromed high quality 48 tooth rear sprocket with 0.77" off set.

09045 SOLD EACH

Replaces 40954-83
Fits 1982 to 1985 FXR models with chain rear drive except FXRT & FXRP models.

Beautifully chromed high quality 49 tooth rear sprocket with 0.77" off set.

09046 SOLD EACH

Replaces 40954-83
Fits 1982 to 1985 FXR models with chain rear drive except FXRT & FXRP models.

Beautifully chromed high quality 51 tooth rear sprocket with 0.77" off set.

3 Spoke Rear Sprockets



09051 SOLD EACH
 Fits 4 speed Big Twin models 1973 to 1985 and Sportster models 1979 to 1981.
 49 tooth rear sprockets with a 0.53" off set.

09052 SOLD EACH
 Replaces 41470-73
 Fits 4 speed Big Twin models 1973 to 1985 and Sportster models 1979 to 1981.
 51 tooth rear sprockets with a 0.53" off set.

09107 SOLD EACH
 Replaces 40954-81
 Fits FXR models with rear chain drive 1982 to 1985 except FXRT & FXRP.
 48 tooth rear sprockets with a 0.77" off set.

09016 SOLD EACH
 Replaces 40954-83
 Fits FXR models with rear chain drive 1982 to 1985 except FXRT & FXRP.
 51 tooth rear sprockets with a 0.77" off set.

09054 SOLD EACH
 Fits Sportster models 1982 to 1985.
 49 tooth rear sprockets with a 0.40" off set.

09014 SOLD EACH
 Replaces 41493-90T
 Fits Sportster models 1986 to 1992.
 47 tooth rear sprockets with no off set.

09055 SOLD EACH
 Replaces 41470-86T
 Fits Sportster models 1986 to 1992.
 48 tooth rear sprockets with no off set.

These light, strong and beautifully chrome plated rear sprockets look good with many of the billet aluminum wheels available today.

Rear Sprocket for Sportster Models



09106 SOLD EACH
 Fits Sportster models 1982 to 1985.

Chromed high quality 47 tooth rear sprocket with 0.40" off set.

09047 SOLD EACH
 Fits Sportster models 1982 to 1985.

Chromed high quality 49 tooth rear sprocket with 0.40" off set.

09050 SOLD EACH
 Replaces 41493-90T
 Fits Sportster models 1986 to 1992.

Chromed high quality 47 tooth rear sprocket with no off set.

09049 SOLD EACH
 Replaces 41470-86T
 Fits Sportster models 1986 to 1992.

Chromed high quality 48 tooth rear sprocket with no off set.

09048 SOLD EACH
 Replaces 41492-90T
 Fits Sportster models 1986 to 1992.

Chromed high quality 49 tooth rear sprocket with no off set.

Slotted Rear Sprockets



09056 SOLD EACH
 Fits 4 speed Big Twin models 1973 to 1985 & Sportster models 1979 to 1981.

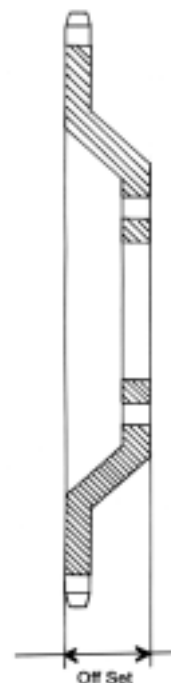
These 48 tooth beautifully chrome plated rear sprockets look good and match the front brake rotors on most models 1984 to 1991. Sprockets have a 0.53" off set.

09057 SOLD EACH
 Fits 4 speed Big Twin models 1973 to 1985 & Sportster models 1979 to 1981.

These 49 tooth beautifully chrome plated rear sprockets look good and match the front brake rotors on most models 1984 to 1991. Sprockets have a 0.53" off set.

09058 SOLD EACH
 Replaces 41470-73
 Fits 4 speed Big Twin models 1973 to 1985 & Sportster models 1979 to 1981.

These 51 tooth beautifully chrome plated rear sprockets look good and match the front brake rotors on most models 1984 to 1991. Sprockets have a 0.53" off set.



- Inlet
- Exhaust

- Frames
- Accessories
- Kickstands

- Front Ends

- Gas Tanks
- Accessories

- Dash
- Instruments

- Oil Tanks
- Accessories

- Fenders

- Engine
- Accessories

- Clutch
- Transmission
- Drive Line

- Handlebar
- Controls

- Brakes

- Forward Controls
- Footpegs
- Accessories

- Hubs
- Axles
- Wheels
- Accessories

- Lighting
- License Plate Mounts
- Accessories

- Electrical
- Accessories

- Miscellaneous

- Inlet
- Exhaust

Mesh Pulley

- Frames
- Accessories
- Kickstands

- Front Ends

- Gas Tanks
- Accessories

- Dash
- Instruments

- Oil Tanks
- Accessories

- Fenders

- Engine
- Accessories

- Clutch,
- Transmission
- Drive Line

- Handlebar
- Controls

- Brakes

- Forward
- Controls
- Footpegs
- Accessories

- Hubs
- Axles
- Wheels
- Accessories

- Lighting
- License
- Plate Mounts
- Accessories

- Electrical
- Accessories

- Miscellaneous



09120 SOLD EACH

Replaces 40217-79A

Fits 1980 thru 1999 Big Twin models.

Polished billet aluminum Mesh style 1-1/2" wide 70 tooth pulley for spoked wheels.

BDL designed and manufactured rear pulley, featuring gear cut teeth to RMA standards. The teeth are cut before the inner and outer flanges are shrunk fit allowing a full width tooth design which gives even belt wear with maximum contact.

Big Twin Pulley Spacers



58026 SOLD EACH

Fits 1986 thru 1999 Big Twin models.

11/16" polished aluminum 10 hole pulley spacer.

58027 SOLD EACH

Fits 1986 thru 1999 Big Twin models.

1/2" polished aluminum 10 hole pulley spacer.

58028 SOLD EACH

Fits 1986 thru 1999 Big Twin models.

3/4" polished aluminum 10 hole pulley spacer.

58029 SOLD EACH

Fits 1986 thru 1999 Big Twin models.

1" polished aluminum 10 hole pulley spacer.

58030 SOLD EACH

Fits 1986 thru 1999 Big Twin models.

1-1/4" polished aluminum 10 hole pulley spacer.

58031 SOLD EACH

Fits 1986 thru 1999 Big Twin models.

1-3/8" polished aluminum 10 hole pulley spacer.

58032 SOLD EACH

Fits 1986 thru 1999 Big Twin models.

1-1/2" polished aluminum 10 hole pulley spacer.

Recluse Pulley



Polished Pulleys

Fits custom and Harley applications, pulleys are all made from 6061 billet aluminum and come with hardware to fit H-D mag wheels.

16113 SOLD EACH
Recluse wheel matching pulley, 1-1/8" wide with 65 teeth.

16114 SOLD EACH
Recluse wheel matching pulley, 1-1/2" wide with 65 teeth.

16115 SOLD EACH
Recluse wheel matching pulley, 1-1/8" wide with 70 teeth.

16116 SOLD EACH
Recluse wheel matching pulley, 1-1/2" wide with 70 teeth.

Chrome Pulleys

Fits custom and Harley applications, pulleys are all made from 6061 billet aluminum and come with hardware to fit H-D mag wheels.

16117 SOLD EACH
Recluse wheel matching pulley, 1-1/8" wide with 65 teeth.

16118 SOLD EACH
Recluse wheel matching pulley, 1-1/2" wide with 65 teeth.

16119 SOLD EACH
Recluse wheel matching pulley, 1-1/8" wide with 70 teeth.

16120 SOLD EACH
Recluse wheel matching pulley, 1-1/2" wide with 70 teeth.

Blade Pulley



Polished Pulleys

Fits custom and Harley applications, pulleys are all made from 6061 billet aluminum and come with hardware to fit H-D mag wheels.

16121 SOLD EACH
Blade wheel matching pulley, 1-1/8" wide with 65 teeth.

16122 SOLD EACH
Blade wheel matching pulley, 1-1/2" wide with 65 teeth.

16123 SOLD EACH
Blade wheel matching pulley, 1-1/8" wide with 70 teeth.

16124 SOLD EACH
Blade wheel matching pulley, 1-1/2" wide with 70 teeth.

Chrome Pulleys

Fits custom and Harley applications, pulleys are all made from 6061 billet aluminum and come with hardware to fit H-D mag wheels.

16125 SOLD EACH
Blade wheel matching pulley, 1-1/8" wide with 65 teeth.

16126 SOLD EACH
Blade wheel matching pulley, 1-1/2" wide with 65 teeth.

16127 SOLD EACH
Blade wheel matching pulley, 1-1/8" wide with 70 teeth.

16128 SOLD EACH
Blade wheel matching pulley, 1-1/2" wide with 70 teeth.

- Inlet
- Exhaust

- Frames
- Accessories
- Kickstands

- Front Ends

- Gas Tanks
- Accessories

- Dash
- Instruments

- Oil Tanks
- Accessories

- Fenders

- Engine
- Accessories

- Clutch
- Transmission
- Drive Line

- Handlebar
- Controls

- Brakes

- Forward Controls
- Footpegs
- Accessories

- Hubs
- Axles
- Wheels
- Accessories


- Lighting
- License Plate Mounts
- Accessories

- Electrical
- Accessories

- Miscellaneous

- Inlet
- Exhaust

Rear Sprocket for Drum Brake Models



09032 SOLD EACH
Replaces 41470-30
Fits Big Twin models 1930 to 1957 & Sportster models 1954 to 1978.

Rear drum brake sprocket, comes with all necessary rivets.

09102 SOLD EACH
Replaces 41470-62
Fits FL & FLH models 1962 to 1966.

Rear drum brake sprocket, comes with all necessary rivets.

Belt Drive Pulley Insert for 5 Speed Sportsters



09042 SOLD EACH
Fits 5 speed Sportster models 1991 to Present with a 70 tooth rear belt pulley.

Beautifully chrome plated steel pulley insert for rear belt driven pulleys.

Belt Drive Pulley Insert



09041 SOLD EACH
Replaces 40284-90
Fits Big Twin models with 61 tooth OEM rear belt pulleys 1980 to 1999.

Beautifully chrome plated deep dished steel pulley insert.

Belt Drive Pulley Insert for Softails 2000 up



16099 SOLD EACH
Replaces 91347-00
Fits Softail models from 2000 thru 2005.

Beautifully chrome plated steel pulley insert for rear belt driven pulleys, matches the OE sprocket and gives the look of a chrome sprocket.

Deep Dish Belt Drive Pulley Insert



09031 SOLD EACH
Replaces 40317-94
Fits Big Twin models 1980 to 1999 with 65 tooth belt drive rear pulley.

Show chromed deep dished steel pulley insert for rear belt driven pulleys. Comes with Torx head bolts and 3/8" drive Torx head bit.

50040 SOLD EACH
Replaces 91733-85
Fits Big Twin models 1980 to 1999 with 70 tooth belt drive rear pulley.

Show chromed deep dished steel pulley insert for rear belt driven pulleys. Comes with Torx head bolts and 3/8" drive Torx head bit.

Hardware Kit for Belt Pulley Inserts



09101 SOLD AS KIT
Fits belt pulley inserts.

Torx headed chrome plated bolt set used to install belt pulley inserts. Kit comes with chrome washers and a Torx style 3/8" drive socket.

- Frames
- Accessories
- Kickstands

- Front Ends

- Gas Tanks
- Accessories

- Dash
- Instruments

- Oil Tanks
- Accessories

- Fenders

- Engine
- Accessories

- Clutch
- Transmission
- Drive Line

- Handlebar
- Controls

- Brakes

- Forward Controls
- Footpegs
- Accessories

- Hubs
- Axles
- Wheels
- Accessories

- Lighting
- License Plate Mounts
- Accessories

- Electrical
- Accessories

- Miscellaneous

Spectro Heavy Duty Platinum Full Synthetic Gear oil



32009 SOLD IN CASE OF 12 x 1 QUART BOTTLES
75w 140 full synthetic gear oil

Spectro Heavy Duty Platinum Full Synthetic gear oil is the top of the line, a fully synthetic lubricant formulated specifically to run in Harley® Big Twin transmissions. We combine the leading synthetic PAO base oils with the most advanced additive package available today, so this lubricant delivers maximum performance right through high loads and extreme heat.

- ◆ Reduces drag, friction losses, wear and extends gear life
- ◆ Formulated specifically for Harley® & Big Twin applications
- ◆ Provides exceptional temperature stability for easier, smoother shifting
- ◆ A.P.I. GL-1 rated. Dyed green

Spectro Heavy Duty Gear Oil



32007 SOLD IN CASE OF 12 x 1 QUART BOTTLES
85w 140 transmission oil.

Spectro Heavy Duty 85w 140 gear oil is a fine quality lubricant formulated specifically to run in motorcycle transmissions to prevent corrosion and to combat foaming and gear pitting.

- ◆ Reduces drag, friction losses, wear and extends gear life
- ◆ Formulated specifically for Big Twin transmissions, dyed red
- ◆ GL-5 rated



Spectro Hypoid Gear Lubricant



32013 SOLD IN CASE OF 12 x 1 QUART BOTTLES
80w 90 Hypoid gear lubricant.

Spectro hypoid gear lubricant is formulated with the highest density and highest V.I. petroleum base stocks available. Special EP additives are included to reduce pinion gear wear. This fine product may be used in the final drives and transmissions of all shaft drive motorcycles that do not have a wet clutch including older Harley® Big Twins.

- ◆ Reduces drag, friction losses, wear and extends component life
- ◆ Highest lubricity and shear stability
- ◆ A.P.I. GL-5 rated

Spectro Heavy Duty 6 Speed Platinum Transmission Lubricant



NEW

32028 SOLD IN CASE OF 12 x 1 QUART BOTTLES
SAE 75w 140 Platinum transmission lubricant.

Spectro Heavy Duty Platinum 6 speed transmission lubricant combines select group IV PAO base synthetics with optimum additive packages to provide owners of the new Harley - Davidson 6 speed transmission with the ultimate lubrication protection. Spectro heavy duty 6 speed Platinum is formulated to significantly reduce gear noise and provide easier, smoother shifting. The SAE 75w 140 formulation eases shifting when cold. High loads and extreme heat do not affect the oil, so it performs well when pushed hard and long.

Spectro Assembly Lubricant



32010 SOLD EACH - 4oz BOTTLE
Spectro assembly lubricant.

Recommended for initial scuff and wear protection in re-assembly and repair of two and four cycle engines, as well as motorcycle transmissions. A heavy weight lubricant fortified with anti-scuff polymers. Spectro assembly lubricant can be applied to rings, cam lobes, gear and bearings, it coats and plates them completely, assuring total starting protection. Compatible with all Spectro lubricants and other petroleum based products, assembly lubricant provides anti-rust properties for prolonged storage of engine and transmission parts.

Golden Spectro Total Tac Chain Lubricant



32017 SOLD IN CASE OF 12 x 20 OZ CANS
Total tac chain lubricant.

Golden Spectro total tac chain lube is formulated to provide superior lubrication and protection in the most extreme riding conditions. It utilizes the highest quality polyisobutylene synthetic base oils in combination with tackiness additives to resist wear and protect the chain long after other lubes have disappeared. O-ring safe. Contains Hexane, do not use near an open flame and do not store above 150°F. Does not contain CFC's.

- ◆ Provides smoother, quieter operation
- ◆ Exceptional resistance to water washout
- ◆ Non-drip, foaming, clear formula
- ◆ O-ring safe

• Inlet
• Exhaust

• Frames
• Accessories
• Kickstands

• Front Ends

• Gas Tanks
• Accessories

• Dash
• Instruments

• Oil Tanks
• Accessories

• Fenders

• Engine
• Accessories

• Clutch
• Transmission
• Drive Line

• Handlebar
• Controls

• Brakes

• Forward Controls
• Footpegs
• Accessories

• Hubs
• Axles
• Wheels
• Accessories

• Lighting
• License Plate Mounts
• Accessories

• Electrical
• Accessories

• Miscellaneous

Chrome Pulley / Sprocket hardware Kits



PT#	Kit Description	Models & Years
05077	Pulley / Sprocket	1979 thru 1992 cast wheel
05078	Pulley / Sprocket	1986 thru 1994 Big Twins
05079	Pulley / Sprocket with Laced Wheel	1987 onwards FXR, FLT, FXST & FL
05080	Pulley / Sprocket with Spoked Wheel	1979 onwards XL
05081	Pulley / Sprocket	1973 thru 1986 & 1995 onwards Big Twins
05082	Pulley / Sprocket	1973 thru 1985 Big Twins
05083	Pulley / Sprocket	1973 onwards Big Twins & 1973 thru 1991 XL
05084	Pulley / Sprocket with Cast Wheel	1973 thru 1986 & 1995 onwards Big Twins
05085	Pulley / Sprocket with Spoked Wheel	1973 thru 1986 & 1995 onwards Big Twins
05086	Pulley / Sprocket with Spoked Wheel	1986 thru 1994 Big Twins
05087	Pulley / Sprocket with Socket Head	2000 Softail
05088	Pulley / Sprocket with Hex Head	2000 Softail
05089	Pulley / Sprocket with Spoked Wheel	1985 onwards FXWG & FXRS

- Inlet
- Exhaust

- Frames
- Accessories
- Kickstands

- Front Ends

- Gas Tanks
- Accessories

- Dash
- Instruments

- Oil Tanks
- Accessories

- Fenders

- Engine
- Accessories

- Clutch
- Transmission
- Drive Line

- Handlebar
- Controls

- Brakes

- Forward Controls
- Footpegs
- Accessories

- Hubs
- Axles
- Wheels
- Accessories

- Lighting
- License Plate Mounts
- Accessories

- Electrical
- Accessories

- Miscellaneous



Note : 1" & 1-1/8" wide belts are designed for custom show only. They are not intended to be used in Lieu of a 1-1/2" wide belt. Use of a 1" or 1-1/8" wide belt is at the user's discretion and no warranty claims are made of implied by the manufacturers of the belts, Belt Drives Ltd. or Distributors of this belt.

THERE IS NO WARRANTY ON ANY BELTS.

- Inlet
- Exhaust

- Frames
- Accessories
- Kickstands

- Front Ends

- Gas Tanks
- Accessories

- Dash
- Instruments

- Oil Tanks
- Accessories

- Fenders

- Engine
- Accessories

- Clutch
- Transmission
- Drive Line

- Handlebar
- Controls

- Brakes

- Forward Controls
- Footpegs
- Accessories

- Hubs
- Axles
- Wheels
- Accessories

- Lighting
- License Plate Mounts
- Accessories

- Electrical
- Accessories

- Miscellaneous

BDL Primary Drive Belts				Fits	Fits
Belt PT#	Size	Teeth	Pulley Fitment	Karata	Primo
13083	8mm x 42mm	130	48-68 Kevlar	N/A	P-48-68-1, 3, 5
13049	8mm 1-3/4"	132	48-72	N/A	N/A
13050	8mm x 41mm	138	45-68	N/A	P-45-68-2, 4, 6
13051	8mm x 41mm	138	45-68 Kevlar	N/A	N/A
13052	8mm x 38mm	138	45-68	N/A	N/A
13053	8mm x 38mm	138	45-68 Kevlar	N/A	N/A
13054	8mm 1-3/4'	141	47-72	N/A	N/A
13055	8mm 1-5/8"	132	48-72	N/A	N/A
13056	8mm 1-5/8"	141	47-72	N/A	N/A
13057	8mm 3"	141	47-72	N/A	N/A
13058	8mm 3"	132	48-72	N/A	N/A
13059	8mm 1-1/2"	132	41-61	20100	P-41-61
13060	8mm 1-1/2"	132	41-61, 39-62 & 40-62	15901 & 15902	P-41-61
13061	14mm 3-3/8"	85	TF-1000 & TF-2000	N/A	N/A
13062	8mm 1-1/2"	144	47-76	20102	37144-1
13063	8mm 2"	144	47-76 2T & 2S	20103	P-47-76 C & D
13064	8mm 3"	144	47-76 3T & 3S	15909 & 15910	P-47-76 E & F
13065	8mm 1-1/2"	117	45-76 Sportster	15601, 15602 & 15603	N/A
13066	8mm 1-3/4"	117	45-76 Sportster	20121	N/A
13067	14mm 1-1/2"	69		16011	N/A
13068	14mm 1-3/4"	69		16015, 16018 & 16021	N/A
13069	13.8mm 1-1/8"	78	Sturgis	N/A	N/A
13070	13.8mm 1-1/2"	78		15907, 15908, 16008 & 19100	N/A
13071	13.8mm 1-3/4"	78		16015, 16018 & 16021	N/A
13072	8.07mm 1-1/2"	132		N/A	N/A
13073	8.07mm 1-3/4"	132		16013, 16014, 16017, 16020, 16022 & 16023	N/A
13074	8.07mm 3"	132		16031	N/A
13075	8.07mm 4"	132		16032	N/A
13076	8mm 3"	140		16027, 16027A & 16035	N/A
13077	8mm 4"	140		16028, 16028A & 16036	N/A
13078	11mm 1-1/2"	99	31-47 (4 speed)	20108	P-31-47 (4 speed)
13079	11mm 1-1/2"	92	31-47 (5 speed)	20109	P-31-47-6
13080	11mm 1-1/2"	96	29-44 & 28-44	20105	30884
13081	14mm 1-1/2"	78	24-37 & 24-38 (4 speed)	20106	38078D
13082	14mm 1-1/2"	72	24-37 (5 speed)	20107	30931

- Inlet
- Exhaust
- Frames
- Accessories
- Kickstands
- Front Ends
- Gas Tanks
- Accessories
- Dash
- Instruments
- Oil Tanks
- Accessories
- Fenders
- Engine
- Accessories
- Clutch
- Transmission
- Drive Line
- Handlebar
- Controls
- Brakes
- Forward Controls
- Footpegs
- Accessories
- Hubs
- Axles
- Wheels
- Accessories
- Lighting
- License Plate Mounts
- Accessories
- Electrical
- Accessories
- Miscellaneous



Gates 14mm Poly Belts

Belt PT#	Size	Teeth
13176	14mm 1-1/8"	125
13175	14mm 1-1/2"	125
13178	14mm 1"	126
13179	14mm 1-1/8"	126
13177	14mm 1-1/2"	126
13180	14mm 1-1/2"	127
13182	14mm 1-1/8"	128
13181	14mm 1-1/2"	128
13184	14mm 1"	130
13185	14mm 1-1/8"	130
13183	14mm 1-1/2"	130
13187	14mm 1"	132
13188	14mm 1-1/8"	132
13186	14mm 1-1/2"	132
13189	14mm 1-1/8"	133
13190	14mm 1-1/8"	135
13191	14mm 1-1/8"	136
13192	14mm 1-1/8"	139

Dayco Panther 14mm Belts

Belt PT#	Size	Teeth
13084	14mm 1-1/2"	125
13085	14mm 1-1/8"	125
13086	14mm 1-1/2"	126
13087	14mm 1"	126
13088	14mm 1-1/2"	127
13089	14mm 1-1/2"	128
13090	14mm 1-1/8"	128
13091	14mm 1-1/2"	130
13092	14mm 1"	130
13093	14mm 1-1/8"	130
13094	14mm 1-1/2"	132
13095	14mm 1"	132
13096	14mm 1-1/8"	132
13097	14mm 1-1/2"	133
13098	14mm 1"	133
13099	14mm 1-1/8"	133
13171	14mm 1-1/2"	135
13172	14mm 1-1/2"	136
13173	14mm 1"	136
13174	14mm 1-1/8"	136
13207	14mm 1-1/8"	139
13206	14mm 1-1/2"	139



Note : 1" & 1-1/8" wide belts are designed for custom show only. They are not intended to be used in Lieu of a 1-1/2" wide belt. Use of a 1" or 1-1/8" wide belt is at the user's discretion and no warranty claims are made of implied by the manufacturers of the belts, Belt Drives Ltd. or Distributors of this belt.

We use and supply belts from the major belt manufacturers.
THERE IS NO WARRANTY ON ANY BELTS.



Nothing Outlasts A Diamond!®

DL - Duralube® chain is constructed using a one-piece powered metal bushing / roller combination which has lubricant drawn in under vacuum. In service, lubricant is released to the pin / bushing joint to provide supplemental lubrication between regularly scheduled maintenance. Wear life of a Duralube® chain can be five times that of a standard chain.

MS Standard Performance - “Multi-Service” chains for street, track or trail. MS chains offer Diamond’s superior parts processing technology, which includes : material selection, precise component fabrication, exacting heat treatment and assembly techniques.

XLO O-Ring - Ring Leader® Diamond’s top of the line roller chain. The O-Ring lubrication system keeps the chain properly lubrication and prevents premature elongation by sealing lubricant in and contaminant's out of the pin / bushing joint. Depending upon the specific conditions, a Ring leader® chain can provide up to ten times the wear life of a standard chain.

- Inlet
- Exhaust

- Frames
- Accessories
- Kickstands

- Front Ends

- Gas Tanks
- Accessories

- Dash
- Instruments

- Oil Tanks
- Accessories

- Fenders

- Engine
- Accessories

- Clutch
- Transmission
- Drive Line

- Handlebar
- Controls

- Brakes

- Forward Controls
- Footpegs
- Accessories

- Hubs
- Axles
- Wheels
- Accessories

- Lighting
- License Plate Mounts
- Accessories

- Electrical
- Accessories

- Miscellaneous

Diamond Chains		
PT#	type	links
12000	530 MS Standard	100
12001	530 MS Standard	102
12002	530 MS Standard	104
12003	530 MS Standard	106
12004	530 MS Standard	110
12005	530 MS Standard	112
12006	530 MS Standard Connecting Link	
12007	530 MS Standard	120
12008	530 MS Standard - 25' Roll	

Diamond Chains		
PT#	type	links
12027	530 MS ENP Nickel Plated	100
12028	530 MS ENP Nickel Plated	102
12029	530 MS ENP Nickel Plated	104
12030	530 MS ENP Nickel Plated	106
12031	530 MS ENP Nickel Plated	110
12032	530 MS ENP Nickel Plated	112
12033	530 MS ENP Nickel Plated Connecting Link	
12034	530 MS ENP Nickel Plated	120
12035	530 MS ENP Nickel Plated - 25' Roll	

Diamond Chains		
PT#	type	links
12009	530 XLO O-Ring Standard	100
12010	530 XLO O-Ring Standard	102
12011	530 XLO O-Ring Standard	104
12012	530 XLO O-Ring Standard	106
12013	530 XLO O-Ring Standard	110
12014	530 XLO O-Ring Standard	112
12015	530 XLO O-Ring Standard Connecting Link	
12016	530 XLO O-Ring Standard	120
12017	530 XLO O-Ring Standard - 25' Roll	

Diamond Chains		
PT#	type	links
12018	530 XDL Duralube®	100
12019	530 XDL Duralube®	102
12020	530 XDL Duralube®	104
12021	530 XDL Duralube®	106
12022	530 XDL Duralube®	110
12023	530 XDL Duralube®	112
12024	530 XDL Duralube® Connecting Link	
12025	530 XDL Duralube®	120
12026	530 XDL Duralube® - 25' Roll	

Chrome Transmission & Clutch hardware Kits




PT#	Kit Description	Models & Years
05018	Individual Kit - Transmission Top & Side Covers	1999 onwards Dyna
05022	Individual Kit - Transmission Top & Side Covers	2000 onwards FLT
05054	Clutch Cover	2000 FLT
05093	Transmission End Cover	1987 onwards Big Twins
05094	Transmission End Cover	1989 thru 1995 Softail & 1991 thru 1995 Dyna
05095	Transmission End Cover & Bearing Support Plate	1989 thru 1996 FXST & FLST, 1991 thru 1996 FXDWG
05096	Transmission Top Cover	1979 thru 1986 4 speed Big Twins

Chrome Drivetrain hardware Kits



PT#	Kit Description	Models & Years
05001	Drivetrain Kit	2000 onwards Twin Cam 88B Softail
05002	Drivetrain Kit	1999 onwards Twin Cam Dyna
05003	Drivetrain Kit	2000 onwards Twin Cam FLT
05004	Drivetrain Kit	1987 thru 1999 Evolution Softail
05005	Drivetrain Kit	1991 thru 1998 Evolution Dyna
05006	Drivetrain Kit	1991 thru 1998 Evolution FLT

Heavy Duty Kickstart Kit for Big Twin Models



16027 SOLD AS KIT

Converts 4 speed Big Twin models 1936 to Present with electric start.

Kit includes chrome plated heavy duty die cast kick cover, chrome starter crank and everything necessary to convert your 4 speed electric start Big Twin to kick start.

4 Speed Big Twin Kick Start Cover



50038 SOLD EACH

Replaces 33277-36A
Fits 4 speed Big Twin models 1936 to 1986 with kick starter.

Reinforced chrome plated kick start cover.

Stinger Kickstart Pedal



09069 SOLD EACH

Fits all pre 1977 style kick arms.

These Kick start pedals are machined from heavy duty solid steel and look great on High Tech bikes. They have a beautiful chrome finish and will fit all pre-1977 style kick arms.

Kick Pedal with Chrome End



09070 SOLD EACH

Fits all pre-1977 style kick arms.

One piece forged construction with black ribbed rubber. Has beautiful show chrome finish on the end cap.

- Inlet
- Exhaust

- Frames
- Accessories
- Kickstands

- Front Ends

- Gas Tanks
- Accessories

- Dash
- Instruments

- Oil Tanks
- Accessories

- Fenders

- Engine
- Accessories

- Clutch
- Transmission
- Drive Line

- Handlebar
- Controls

- Brakes

- Forward Controls
- Footpegs
- Accessories

- Hubs
- Axles
- Wheels
- Accessories

- Lighting
- License Plate Mounts
- Accessories

- Electrical
- Accessories

- Miscellaneous

Big Twin Transmission Adjusting Kit



16029 SOLD AS KIT

Replaces 47720-36
Fits 4 speed Big Twin transmissions 1958 to 1986 except FXST models.

This transmission adjusting kit allows you to accurately align the transmission main shaft to the engine sprocket shaft when an open belt drive or tin primary is installed.

Old Style Kick Start Pedal



16036 SOLD AS KIT

Replaces 33175-16A
Fits all models 1936 to 1977, includes bushing and spring clip.

44053 SOLD EACH

Replaces 33182-63TA
Replacement rubber for old style kick start pedal.

Bicycle Style Kick Start Pedal



16038 SOLD AS KIT

Replaces 33175-16
Fits all models 1936 to 1977.

Classic style kick pedal, includes bushing and spring clip.

Big Twin & Sportster Kick Start Arms



16034 SOLD EACH

Replaces 33057-72
Fits Big Twin & Sportster models 1936 to Present. Stock replacement.

16035 SOLD EACH

Fits Big Twin & Sportster models 1936 to Present. Heavy Duty.

16032 SOLD EACH

Fits Big Twin & Sportster models 1936 to Present. Heavy Duty 1" longer than stock.

Chrome plated forged steel kick start arms.

Kick Start Pedal



16037 SOLD EACH

Replaces 33175-16A
Fits all models 1936 to 1977.

- Inlet
- Exhaust

- Frames
- Accessories
- Kickstands

- Front Ends

- Gas Tanks
- Accessories

- Dash
- Instruments

- Oil Tanks
- Accessories

- Fenders

- Engine
- Accessories

- Clutch
- Transmission
- Drive Line

- Handlebar
- Controls

- Brakes

- Forward Controls
- Footpegs
- Accessories

- Hubs
- Axles
- Wheels
- Accessories

- Lighting
- License Plate Mounts
- Accessories

- Electrical
- Accessories

- Miscellaneous

Sportster Kick start Shaft



16031 SOLD EACH
Replaces 33094-57A
Fits Sportster models 1957 to 1976.

Replacement kick start shaft.

Big Twin Kickstart Shaft Bushings



16028 SOLD AS KIT
Replaces 33288-37
Fits FL, FLH & 4 speed FX models 1941 to 1985.

Kick start shaft bushing kit, includes two bushings and an oil seal.

- Inlet
- Exhaust

- Frames
- Accessories
- Kickstands

- Front Ends

- Gas Tanks
- Accessories

- Dash
- Instruments

- Oil Tanks
- Accessories

- Fenders

- Engine
- Accessories

- Clutch
- Transmission
- Drive Line

- Handlebar
- Controls

- Brakes

- Forward Controls
- Footpegs
- Accessories

- Hubs
- Axles
- Wheels
- Accessories

- Lighting
- License Plate Mounts
- Accessories

- Electrical
- Accessories

- Miscellaneous

Big Twin Kick Start Shaft



16023 SOLD EACH
Replaces 33096-54B
Fits 4 speed Big Twin models from 1936 to 1986 with kick start.

Replacement kick start shaft.

Big Twin Main Shaft Starter Gear



16026 SOLD EACH
Replaces 33430-50
Fits 4 speed Big Twin models 1936 to 1986 with kick starter.

16 tooth main shaft starter gear.

Sportster & 45" Kickstart Spring



16030 SOLD EACH
Replaces 33084-41
Fits Sportster models 1957 up with kick start.

Chrome plated kick start return spring.

Big Twin Starter Clutch



16024 SOLD EACH
Replaces 33381-39
Fits 4 speed Big Twin models 1936 to 1986 with kick starter.

Starter Shaft Gears



16025 SOLD EACH
Replaces 33350-36
Fits 4 speed Big Twin models 1936 to 1986 with kick starter.

Kickstart Spring Cover



50039 SOLD EACH
Replaces 33150-59
Fits FL models 1941 to 1969.

Chrome plated kick start spring cover including mounting screw.

- Inlet
- Exhaust

Big Twin Chain Guard



41001 SOLD EACH

Replaces 60302-36
Fits Rigid framed Big Twin models 1936 to Present.

Easily installed show chromed reinforced chain guard.

- Frames
- Accessories
- Kickstands

- Front Ends

- Gas Tanks
- Accessories

- Dash
- Instruments

FL & FX Chrome Chain Guard



41004 SOLD EACH

Replaces 60302-73
Fits 4 speed FX, FXWG & FL models except belt drive from 1973 to 1985.

Show chromed, easily installed, reinforced chain guard.

- Oil Tanks
- Accessories

- Fenders

- Engine
- Accessories

- Clutch
- Transmission
- Drive Line

Big Twin Chain Guard



41010 SOLD EACH

Replaces 60302-63
Fits chain drive FL models & 4 speed chain drive FX models.

A beautifully chromed reproduction of the dresser rear chain guard on 4 speed FL models. Replaces the black painted stock chain guard.

- Handlebar
- Controls

- Brakes

- Forward Controls
- Footpegs
- Accessories

- Hubs
- Axles
- Wheels
- Accessories

Dyna Belt Guard



41024 SOLD EACH

Replaces 60293-90A
Fits FXDL, FXDWG and FXDS-CON models from 1992 to 1999.

Beautifully chromed upper belt guard.

- Lighting
- License Plate Mounts
- Accessories

- Electrical
- Accessories

- Miscellaneous

Early FL & FX Chrome Chain Guard



41002 SOLD EACH

Replaces 60302-58
Fits 4 speed FL & FX models with swing arms, OEM replacement for 1958 to 1971 models.

Reinforced, show chromed chain guard easily installed.

FL & FX Louvered Chain Guard



41009 SOLD EACH

Replaces 60302-73
Fits 4 speed FL & FX models with chain drive 1973 to 1985.

Nicely chromed louvered chain guard, reinforced in the right places and easily installed.

Big Twin Louvered Chain Guard



41013 SOLD EACH

Replaces 60302-63T
Fits 4 speed chain drive models except Softails from 1971 to 1984.

A beautifully chromed reproduction of the dresser rear chain guard on 4 speed FL models. We have added louvers on the top edge to give it a distinctive look.

FL & FX Chrome Upper Belt Guard



41012 SOLD EACH
Replaces 60388-82 & 60380-79
Fits 4 speed FL & FX models from 1980 to 1986.

Nicely chrome plated upper belt guard for 4 speed FL & FX models.

Softail Chain Guard



41007 SOLD EACH
Replaces 60639-84B
Fits Softail models 1984 to 1985.

Show chromed Softail chain guard, reinforced in all the right places and easily installed.

Shorty Belt Guard for Softails



41021 SOLD EACH
Fits 1986 to 1999 Softail models with 70 tooth rear pulley.

Nicely chromed shorty (7" long) upper belt guard for that custom look.

Softail Upper Belt Guard



41014 SOLD EACH
Replaces 60533-86
Fits Softail models from 1986 to present.

Nicely chrome plated upper belt guard, stock replacement on early Softail models.

Softail Shorty Belt Guard



41015 SOLD EACH
Fits Softail models with belt drive 1986 to Present.

Beautifully chrome plated steel rear belt guard, approx 8" long and 2" wide. All mounting hardware is included.

Note: For use with maximum 70 tooth rear wheel pulley.

Softail Belt Guard 2000 to Present



41023 SOLD EACH
Replaces 60533-00A
Fits Softail models 2000 to Present.

Beautifully chromed upper belt guard.

- Inlet
- Exhaust

- Frames
- Accessories
- Kickstands

- Front Ends

- Gas Tanks
- Accessories

- Dash
- Instruments

- Oil Tanks
- Accessories

- Fenders

- Engine
- Accessories

- Clutch
- Transmission
- Drive Line

- Handlebar
- Controls

- Brakes

- Forward Controls
- Footpegs
- Accessories

- Hubs
- Axles
- Wheels
- Accessories

- Lighting
- License Plate Mounts
- Accessories

- Electrical
- Accessories

- Miscellaneous

- Inlet
- Exhaust

FXR Chain Guard



41006 SOLD EACH
 Replaces 60640-86 & 60607-81A
 Fits 5 speed FXR models (except FXRT) from 1982 to 1984 and 1986 FXR models.

Show chromed, easily installed, reinforced chain guard.

- Frames
- Accessories
- Kickstands

- Front Ends

- Gas Tanks
- Accessories

- Dash
- Instruments

- Oil Tanks
- Accessories

- Fenders

- Engine
- Accessories

- Clutch
- Transmission
- Drive Line

- Handlebar
- Controls

- Brakes

- Forward Controls
- Footpegs
- Accessories

- Hubs
- Axles
- Wheels
- Accessories

- Lighting
- License Plate Mounts
- Accessories

- Electrical
- Accessories

- Miscellaneous

FXR & FXRT Upper Belt Cover



41017 SOLD EACH
 Replaces 91744-85 & 60229-85
 Fits FXR models 1985 to 1986 and FXRT models 1987 to 1992.

Nicely show chromed upper belt cover for FXR models.

FXR Chrome Upper Belt Guard



41018 SOLD EACH
 Replaces 60295-87 & 91739-87
 Fits FXR models (except FXRT) 1987 to 1992.

Nicely chromed plated upper belt guard for FXR models.

FXR Louvered Upper Belt Guard



41019 SOLD EACH
 Replaces 60295-87, 60297-87 & 91739-87
 Fits FXR models (except FXRT) from 1987 to 1992.

Beautifully chromed plated louvered upper belt guard for FXR models.

Sportster Chain Guard



41008 SOLD EACH
 Replaces 60365-87 & 60405-87
 Fits Evolution Sportster models 1988 to 1990 and 1987 Huger models.

Show chromed, easily installed, reinforced chain guard.

Sportster Upper Belt Guard



41026 SOLD EACH

Replaces 60337-00
Fits 5 Speed Sportster models 2000 thru 2003.
Easily installed show chromed and reinforced upper belt guard.

Sportster Chrome Chain Guard



41003 SOLD EACH

Replaces 60308-67
Fits XLH models 1967 to 1978 and XLCH models 1970 to 1978.

Show chromed chain guard, easily installed and reinforced in all the right places.

Big Twin Lower Belt Guard



41016 SOLD EACH

Replaces 60397-85
Fits FXR, FLT, FLHT and FLHS models 1985 to Present.

Nicely chromed lower belt guard.

Softail Lower Belt Guard for 2000 to Present



41027 SOLD EACH

Replaces 60316-00
Fits all belt drive Softail models from 2000 onwards.

Beautifully chrome plated lower belt guard.

Sportster Lower Belt Guard




41011 SOLD EACH

Replaces 60480-94T
Fits Sportster models 1991 to Present with OEM final belt drive.

Nicely chromed heavy duty steel lower belt guard to replace the OEM black plastic part.

Dyna Glide Lower Belt Cover



41020 SOLD EACH

Replaces 60399-90A
Fits Dyna Glide models 1991 to Present.

Perfectly chromed Dyna Glide lower belt cover, mounted to the OEM fixings.

- Inlet
- Exhaust

- Frames
- Accessories
- Kickstands

- Front Ends

- Gas Tanks
- Accessories

- Dash
- Instruments

- Oil Tanks
- Accessories

- Fenders

- Engine
- Accessories

- Clutch
- Transmission
- Drive Line

- Handlebar
- Controls

- Brakes

- Forward Controls
- Footpegs
- Accessories

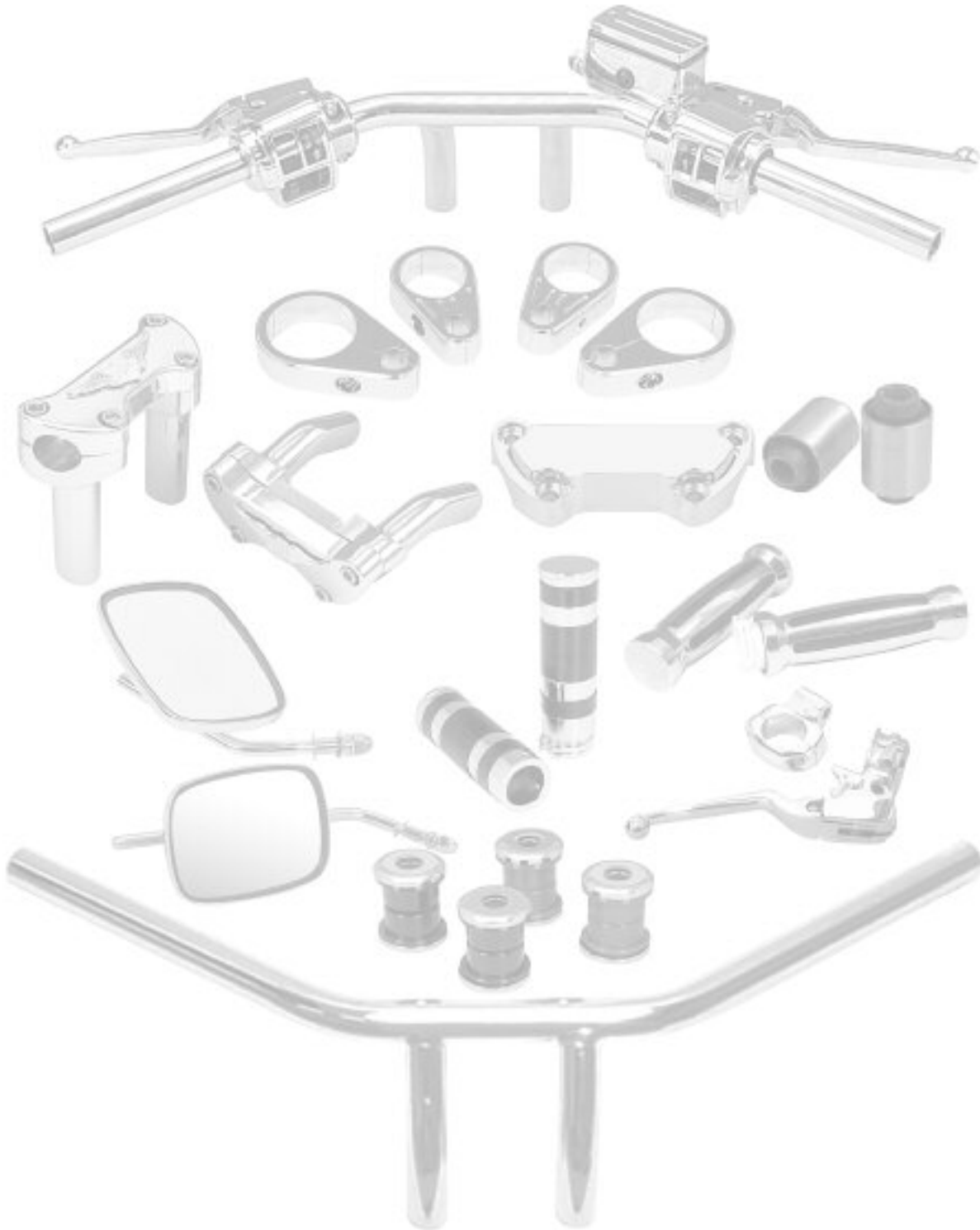
- Hubs
- Axles
- Wheels
- Accessories

- Lighting
- License Plate Mounts
- Accessories

- Electrical
- Accessories

- Miscellaneous

Handlebar & Controls



- Inlet
- Exhaust

- Frames
- Accessories
- Kickstands

- Front Ends

- Gas Tanks
- Accessories

- Dash
- Instruments

- Oil Tanks
- Accessories

- Fenders

- Engine
- Accessories

- Clutch
- Transmission
- Drive Line

- Handlebar
- Controls

- Brakes

- Forward Controls
- Footpegs
- Accessories

- Hubs
- Axles
- Wheels
- Accessories

- Lighting
- License Plate Mounts
- Accessories

- Electrical
- Accessories

- Miscellaneous

Custom 6" Rise T - Bars



64036 SOLD EACH
Fits all models up to late 1981. Without dimples for handlebar controls.

These 24" wide, 1" diameter T - Bars have a 6" rise and 8" pull back. They mount with 1/2" bolts, 3-1/2" between bolt centers.

64039 SOLD EACH
Fits all models from 1982 onwards. With dimples for handlebar controls.

These 24" wide, 1" diameter T - Bars have a 6" rise and 8" pull back. They mount with 1/2" bolts, 3-1/2" between bolt centers.

These made in the USA handlebars are beautifully chrome plated for a perfect finish. The ultimate in custom style.

Custom 10" Rise T - Bars



64038 SOLD EACH
Fits all models up to late 1981. Without dimples for handlebar controls.

These 24" wide, 1" diameter T - Bars have a 10" rise and 8" pull back. They mount with 1/2" bolts, 3-1/2" between bolt centers.

64041 SOLD EACH
Fits all models from 1982 onwards. With dimples for handlebar controls.

These 24" wide, 1" diameter T - Bars have a 10" rise and 8" pull back. They mount with 1/2" bolts, 3-1/2" between bolt centers.

These made in the USA handlebars have a beautiful chrome plated finish. The ultimate in custom style.

Custom 8" Rise T - Bars



64037 SOLD EACH
Fits all models up to late 1981. Without dimples for handlebar controls.

These 24" wide, 1" diameter T - Bars have a 8" rise and 8" pull back. They mount with 1/2" bolts, 3-1/2" between bolt centers.

64040 SOLD EACH
Fits all models from 1982 onwards. With dimples for handlebar controls.

These 24" wide, 1" diameter T - Bars have a 8" rise and 8" pull back. They mount with 1/2" bolts, 3-1/2" between bolt centers.

These made in the USA handlebars are chrome plated for a beautiful finish. The ultimate in custom style.

APE Hanger Bar



64043 SOLD EACH
Fits custom applications.

Beautifully chromed 1" diameter APE hanger bars with knurled at the riser mounting points to help prevent slipping. Bars are drilled and slotted for hidden wiring and except early, late and custom style controls.

Width : 33"
Rise : 12-1/2"
Pull back : 7-1/2"
Center width : 8-1/2"

Custom 8" Rise Beefy T - Bar



64042 SOLD EACH
Fits all models from 1982 onwards. Pre - drilled and slotted for internal wiring with dimples for handlebar controls.

This 31" wide, 1-1/4" diameter "Beefy" T - Bar has a 8" rise and 5" pull back. Mounts with 1/2" bolts, 3-1/2" between bolt centers.

This "Beefy" T - bar gives you the fat look popular with todays custom builders. They are made in the USA and have a beautiful chrome plated finish.

- Inlet
- Exhaust

- Frames
- Accessories
- Kickstands

- Front Ends

- Gas Tanks
- Accessories

- Dash
- Instruments

- Oil Tanks
- Accessories

- Fenders

- Engine
- Accessories

- Clutch
- Transmission
- Drive Line

- Handlebar
- Controls

- Brakes

- Forward Controls
- Footpegs
- Accessories

- Hubs
- Axles
- Wheels
- Accessories

- Lighting
- License Plate Mounts
- Accessories

- Electrical
- Accessories

- Miscellaneous



Chrome Handle Bar hardware Kits



PT#	Kit Description	Models & Years
05058	Handle Bar Lever Mount with Button Head	1982 thru 1995 all models
05059	Handle Bar Lever Mount	1996 onwards all models
05060	Handle Bar Lever Mount with Socket Head	1982 thru 1995 all models
05061	Handle Bar Lever Mount	1973 thru 1981 all models
05062	Handle Bar Top Clamp	FXWG & Pullback, Replaces OEM# 3488
05097	Handle Bar Mount Kit - 2pcs, 1/2" - 13 x 2 1/2" socket & lock washers	
05098	Handle Bar Mount Kit - 2pcs, 1/2" - 20 x 2 1/2" socket & lock washers	

Stainless Handlebar Clamp Bolts



05506

SOLD AS SET

Fits all models from 1996 thru 2007. Polished stainless steel switch housing and master cylinder bolts. Fits Dyna all models from 1991 thru 2007 (except FXDS-CON 1994 and FXDWGI models), FXDL and FXDWG models 1995 thru 2005, FXDX models 1999, FXST, FLSTC, FLSTF, FLST and FXSTB models 1984 thru 2006, FXR models 1982 thru 1994 FXRS models 1982 thru 1983 and 1987 thru 1992 and FXRT models 1986 thru 1992.

Polished stainless steel handlebar clamp bolts.

Heavy Duty Domed Riser Sets



64048

SOLD IN PAIRS

Fits 1" handlebars, will also fit 7/8" handlebars if reducer sleeves are used. show chrome, heavy duty 3" domed riser set.

64049

SOLD IN PAIRS

Fits 1" handlebars, will also fit 7/8" handlebars if reducer sleeves are used. show chrome, heavy duty 5" domed riser set.

Round Top Riser Sets



64002

SOLD IN PAIRS

Fits Girder front ends with 1" handlebars, will also fit 7/8" handlebars if reducer sleeves are used.

Beautifully chromed, round top 4" riser set.

64004

SOLD IN PAIRS

Fits Girder front ends with 1" handlebars, will also fit 7/8" handlebars if reducer sleeves are used.

Beautifully chromed, round top 6" riser set.



- Inlet
- Exhaust

- Frames
- Accessories
- Kickstands

- Front Ends

- Gas Tanks
- Accessories

- Dash
- Instruments

- Oil Tanks
- Accessories

- Fenders

- Engine
- Accessories

- Clutch
- Transmission
- Drive Line

- Handlebar
- Controls

- Brakes

- Forward Controls
- Footpegs
- Accessories

- Hubs
- Axles
- Wheels
- Accessories

- Lighting
- License Plate Mounts
- Accessories

- Electrical
- Accessories

- Miscellaneous

Pull Back Handlebar Riser & Clamp



64028 SOLD AS SET

Fits Sportster models 1974 to 1978, Super Glide, FXR and FXRS models 1982 to Present and custom applications.

Show chromed handlebar clamp and pull back riser set. Set includes chrome mounting screws and rubber plugs for the holes.

64029 SOLD AS SET

Fits Sportster models 1974 to 1978, Super Glide, FXR and FXRS models 1982 to Present and custom applications.

Show chromed handlebar clamp and straight riser set. Set includes chrome mounting screws and rubber plugs for the holes.

Pull Back Riser Set



64006 SOLD IN PAIRS

Replaces 56066-82A
Fits FXS & FXB models 1977 to 1981, FXST & FXSTC models 1984 to Present with 1" handlebars. Will also fit 7/8" handlebars if reducer sleeves are used.

Show chromed pull back riser set with 4-1/2" rise.

Scalloped Handlebar Clamps Handle Bar Clamp Cover



64003 SOLD EACH

Fits all models except Springer Softail from 1974 to Present.

Handlebar clamp with show chrome finish can be used as OEM replacement.



62008 SOLD EACH

Replaces 58590-60
Fits FL & FLH models 1960 to 1984.

Chrome plated handle bar cover without steering damper hole.

FXWG Riser Set



64007 SOLD IN PAIRS

Replaces 56063-82A
Fits FXWG models, 1" handlebars and will also fit 7/8" handlebars if reducer sleeves are used.

Show chromed replica of the OEM FXWG style riser set with 4-1/2" rise.

Shorty Handlebar Risers



64009 SOLD IN PAIRS

Replaces 59940-79 & 59941-79
Fits FL models late 1970 to 1984.

Chrome plated replica of the original FL model handlebar risers. They are 1.70" tall and fit under the handlebar cover.

- Inlet
- Exhaust

- Frames
- Accessories
- Kickstands

- Front Ends

- Gas Tanks
- Accessories

- Dash
- Instruments

- Oil Tanks
- Accessories

- Fenders

- Engine
- Accessories

- Clutch
- Transmission
- Drive Line

- Handlebar
- Controls

- Brakes

- Forward Controls
- Footpegs
- Accessories

- Hubs
- Axles
- Wheels
- Accessories

- Lighting
- License Plate Mounts
- Accessories

- Electrical
- Accessories

- Miscellaneous

- Inlet
- Exhaust

- Frames
- Accessories
- Kickstands

- Front Ends

- Gas Tanks
- Accessories

- Dash
- Instruments

- Oil Tanks
- Accessories

- Fenders

- Engine
- Accessories

- Clutch
- Transmission
- Drive Line

- Handlebar
- Controls

- Brakes

- Forward Controls
- Footpegs
- Accessories

- Hubs
- Axles
- Wheels
- Accessories

- Lighting
- License Plate Mounts
- Accessories

- Electrical
- Accessories

- Miscellaneous

Detonator Series Handlebar Risers



50057 SOLD EACH

Fits 1" diameter handlebars.

Beautifully chromed Detonator Series CNC billet aluminum 4" handlebar risers. Features 1-3/8" diameter mounting stems and hidden screws.

50058 SOLD EACH

Fits 1" diameter handlebars.

Beautifully chromed Detonator Series CNC billet aluminum 6" handlebar risers. Features 1-3/8" diameter mounting stems and hidden screws.

50059 SOLD EACH

Fits 1" diameter handlebars.

Beautifully chromed Detonator Series CNC billet aluminum 8" handlebar risers. Features 1-3/8" diameter mounting stems and hidden screws.

8" Handlebar Risers



50060 SOLD EACH

Fits 1" diameter handlebars. Chrome forged aluminum 8" handlebar risers with hidden screws.

Wide Springer Front End Risers



64111 SOLD AS SET

Fits 1" handlebars on wide Springer front ends.

Wide Springer front end 4" riser set with through bolt design for easy installation. Risers have 2" OD removable top caps and 1.5" round stems. Made from beautifully chrome plated 6061-T6 aluminum, includes mounting hardware.

Springer Riser Adapters



64110 SOLD AS SET

Fits Springer model front ends from 1988 to present except FLSTS models.

Allows the use of any 1973 to present regular riser (with individual top caps) with 1/2" -13 threads inside on Springer models 1988 to present fitted with 5/8" - 18 top tree assemblies. Replaces the current Springer threaded stud in the top tree assembly.

Note : Cannot be used on risers with a one piece top clamp or bolt through style risers.

Handlebar Damper Kit



64015 SOLD AS KIT
 Replaces 56105-84, 56159-73, 53156-86 & 56158-73.
 Fits FXR models 1984 to 1994 except FXRT and FXRD. FXSB, FXEF and FLST(C) models 1985. FLSTF models 1987 to Present and XL models late 1984 to Present.

Handlebar damper kits come with 4 rubber dampers, two 1/2" x 13 studs and top and bottom washers.

Handlebar Damper Kit



64011 SOLD IN PAIRS
 Replaces 56153-73
 Fits all models 1973 to Present.

Made from heavy duty rubber with heat treated steel bushing and chrome plated washers.

64031 SOLD IN PAIRS
 Replaces 56153-73
 Fits all models 1973 to Present.

Made from heavy duty rubber with heat treated steel bushing and zinc plated washers.

Handlebar Solid Mount Kit



65070 SOLD AS KIT
 Use on all Big Twin and XL models thru 1972 with steel press fit bushings.

Heavy Duty Handlebar Damper Kit



64017 SOLD AS KIT
 Replaces 56157-85T
 Fits most models 1973 to Present.

Red color Polyurethane heavy duty handlebar dampers. Kit includes 2 x upper, 2 x lower, 2 x inner sleeves and 4 x chrome washers to help provide effective vibration damping.

64018 SOLD AS KIT
 Replaces 56157-85T
 Fits most models 1973 to Present.

Black color Polyurethane heavy duty handlebar dampers. Kit includes 2 x upper, 2 x lower, 2 x inner sleeves and 4 x chrome washers to help provide effective vibration damping.

Solid Damper Kit



64016 SOLD AS KIT
 Fits all Big Twin and Sportster models with rubber handlebar bushings 1973 to Present.

Solid damper set made from heavy duty nylon designed for use with high bars and risers.

- Inlet
- Exhaust

- Frames
- Accessories
- Kickstands

- Front Ends

- Gas Tanks
- Accessories

- Dash
- Instruments

- Oil Tanks
- Accessories

- Fenders

- Engine
- Accessories

- Clutch
- Transmission
- Drive Line

- Handlebar
- Controls

- Brakes

- Forward Controls
- Footpegs
- Accessories

- Hubs
- Axles
- Wheels
- Accessories

- Lighting
- License Plate Mounts
- Accessories

- Electrical
- Accessories

- Miscellaneous

- Inlet
- Exhaust

Streamliner Grips



64024 SOLD IN PAIRS
Fits all models with 1" handlebar.

Fat chrome plated grips with rubber inserts to absorb vibration.

- Frames
- Accessories
- Kickstands

- Front Ends

- Gas Tanks
- Accessories

- Dash
- Instruments

J.B. Style Grips with Machined Cable Connections



64022 SOLD IN PAIRS
Fits all models 1972 to Present.

Beautiful aluminum grip set with dual cable throttle connections and thick rubber "O" rings to absorb vibration.

- Oil Tanks
- Accessories

- Fenders


- Engine
- Accessories

- Clutch
- Transmission
- Drive Line

- Handlebar
- Controls

- Brakes

J.B. Style Grip Set with Nylon Sleeve for Cable Connections



64034 SOLD IN PAIRS
Fits single cable.

64033 SOLD IN PAIRS
Fits dual cables.

Beautiful aluminum grip set with nylon single or dual cable throttle sleeve and thick rubber "O" rings to absorb vibration.

- Hubs
- Axles
- Wheels
- Accessories

- Lighting
- License Plate Mounts
- Accessories

- Electrical
- Accessories

- Miscellaneous

Streamliner II Grip Set



64107 SOLD AS SET
Replaces 56236-96
Fits all 1996 to present models.
Streamliner II grip set.

Updated version of our popular streamliner grip set. As with the OEM grips, the left side grip is secured inside the handlebar switch housing. The right side grip comes with the nylon throttle sleeve installed.

Twist Style Grips



64020 SOLD IN PAIRS
Fits all models 1973 to Present without handlebar air reservoir.

Fat chrome plated grips with rubber inserts to absorb vibration. Throttle grip comes with the nylon sleeve for single or dual cables already installed.

Flat Band Style Grips



64021 SOLD IN PAIRS
Fits all models 1972 to Present with 1" handlebars.

Nicely chrome plated aluminum grip set with dual cable throttle sleeve and thick rubber "O" rings to absorb vibration.

Inlay Millennium Grips



64023 SOLD IN PAIRS
Fits all models 1973 to Present without handlebar air reservoir.

Fat chrome plated grips with rubber inserts to absorb vibration. Throttle grip comes with the nylon sleeve for single or dual cables already installed.

"O" Ring Handlebar Grip Set



64035 SOLD IN PAIRS
Fits 1" handlebars / throttles.

Custom style "O" ring grip set, fits most makes and models with 1" handlebar. A real show item, with beautiful chrome finish.

Diamond Grips



64025 SOLD IN PAIRS
Fits all models with 1" handlebars.

Nicely chromed diamond grip set with rubber inserts to absorb vibration.

Grip Sets



64102 SOLD IN PAIRS
Fits all models & custom applications with 1" handlebars.

Highly polished rubber band style grip set includes left and right grip with throttle sleeve

64103 SOLD IN PAIRS
Fits all models & custom applications with 1" handlebars.

Beautifully chrome plated rubber band style grip set includes left and right grip with throttle sleeve.

Jackhammer Grips



64012 SOLD IN PAIRS
Fits all models with 1" handlebars.

Black rubber throttle sleeves with metal housing for single cable carburetors.

Dual Cable Grips



64014 SOLD IN PAIRS
Replaces 56392-77 & 56395-81
Fits all models 1982 to Present with dual throttle cable.

Nicely chrome plated throttle assembly with grips for dual throttle applications.

Grip Sets



64104 SOLD AS SET
Fits all models & custom applications with 1" handlebars.

Highly polished grip set includes left and right grip with throttle sleeve.

64105 SOLD AS SET
Fits all models & custom applications with 1" handlebars.

Beautifully chrome plated grip set includes left and right grip with throttle sleeve.

Dual Cable Grips



64019 SOLD IN PAIRS
Replaces 56220-81B & 56206-81A
Fits all models 1981 to Present with push - pull dual throttle cables.

OEM replacement throttle and grip.

Single Cable Grips



64013 SOLD IN PAIRS
Replaces 56500-79
Fits FX & XL models 1974 to 1980, FL & FLH models 1975 to 1980.

Chrome throttle assembly with grips for single cable applications.

Revolution Billet Grips



64101 SOLD IN PAIRS
Fits 1" handlebars on all models from 1973 & later.

Knurled billet aluminum grip set.

Spiked Handlebar Grip Set



64108 SOLD AS SET
Fits Custom applications using 1" diameter bars. **Chrome finish.**

64109 SOLD AS SET
Fits Custom applications using 1" diameter bars. **Black anodized finish.**

Get the point with these spike hand grips to complete the look. Use on 1" diameter H-D type bars.

Chrome Throttle Assembly Single Cable



64032 SOLD EACH
Replaces 56500-79
For single cable throttles on FL / FLH 1975 to 1980 & FX / XL 1974 to 1980.

Throttle assy without grip set.

- Inlet
- Exhaust

- Frames
- Accessories
- Kickstands

- Front Ends

- Gas Tanks
- Accessories

- Dash
- Instruments

- Oil Tanks
- Accessories

- Fenders

- Engine
- Accessories

- Clutch
- Transmission
- Drive Line

- Handlebar
- Controls

- Brakes

- Forward Controls
- Footpegs
- Accessories

- Hubs
- Axles
- Wheels
- Accessories

- Lighting
- License Plate Mounts
- Accessories

- Electrical
- Accessories

- Miscellaneous

Dalton Designed Switch Covers



65062 SOLD AS KIT
Fits all models & custom applications with 1" handlebars.

Beautifully chrome plated Dalton designed throttle side switch cover, comes complete with switches and covers.

65063 SOLD AS KIT
Fits all models & custom applications with 1" handlebars.

Highly polished Dalton designed throttle side switch cover, comes complete with switches and covers.

65064 SOLD AS KIT
Fits all models & custom applications with 1" handlebars.

Beautifully chrome plated Dalton designed clutch side switch cover, comes complete with switches and covers.

65065 SOLD AS KIT
Fits all models & custom applications with 1" handlebars.

Highly polished Dalton designed clutch side switch cover, comes complete with switches and covers.

Brake Master Cylinders



43118 SOLD EACH
Fits all models & custom applications with 1" handlebars.

Beautifully chrome plated 5/8" bore CNC machined billet aluminum brake master cylinder with hidden mountings for **single disc** applications.

43119 SOLD EACH
Fits all models & custom applications with 1" handlebars.

Beautifully chrome plated 5/8" bore CNC machined billet aluminum brake master cylinder with hidden mountings for **single disc** applications. **Includes switch cover with switches.**

43120 SOLD EACH
Fits all models & custom applications with 1" handlebars.

Highly polished 5/8" bore CNC machined billet aluminum brake master cylinder with hidden mountings for **single disc** applications.

43121 SOLD EACH
Fits all models & custom applications with 1" handlebars.

Highly polished 5/8" bore CNC machined billet aluminum brake master cylinder with hidden mountings for **single disc** applications. **Includes switch cover with switches.**

Replacement Parts :

43128 SOLD AS KIT
Rebuild kit for 5/8" bore brake master cylinder.

43130 SOLD EACH
Brake master cylinder gasket.

Clutch Master Cylinders



65054 SOLD EACH
Fits all models & custom applications with 1" handlebars.

Beautifully chrome plated 9/16" bore CNC machined billet aluminum clutch master cylinder with hidden mountings.

65055 SOLD EACH
Fits all models & custom applications with 1" handlebars.

Beautifully chrome plated 9/16" bore CNC machined billet aluminum clutch master cylinder with hidden mountings. **includes switch cover with switches.**

65056 SOLD EACH
Fits all models & custom applications with 1" handlebars.

Highly polished 9/16" bore CNC machined billet aluminum clutch master cylinder with hidden mountings.

65057 SOLD EACH
Fits all models & custom applications with 1" handlebars.

Highly polished 9/16" bore CNC machined billet aluminum clutch master cylinder with hidden mountings. **includes switch cover with switches.**

Replacement Parts :

43185 SOLD AS KIT
Rebuild kit for 9/16" bore clutch master cylinder.

43130 SOLD EACH
Clutch master cylinder gasket.

- Inlet
- Exhaust

- Frames
- Accessories
- Kickstands

- Front Ends

- Gas Tanks
- Accessories

- Dash
- Instruments

- Oil Tanks
- Accessories

- Fenders

- Engine
- Accessories

- Clutch
- Transmission
- Drive Line

- Handlebar
- Controls

- Brakes

- Forward Controls
- Footpegs
- Accessories

- Hubs
- Axles
- Wheels
- Accessories

- Lighting
- License Plate Mounts
- Accessories

- Electrical
- Accessories

- Miscellaneous

Clutch Perch Assembly



65058 SOLD EACH
Fits all models & custom applications with 1" handlebars.

Beautifully chrome plated clutch perch & lever assembly.

65059 SOLD EACH
Fits all models & custom applications with 1" handlebars.

Beautifully chrome plated perch & lever assembly **including switch cover with switches.**


65060 SOLD EACH
Fits all models & custom applications with 1" handlebars.

Highly polished clutch perch & lever assembly.

65061 SOLD EACH
Fits all models & custom applications with 1" handlebars.

Highly polished clutch perch & lever assembly **including switch cover with switches.**

Front Brake Master Cylinders with Brake Lever 1982 to 1985



65014 SOLD EACH
Replaces 45019-85
Fits all models from 1984 to 1995.

Nicely chrome plated front brake master cylinder with 5/8" bore for **single disc** models.

65046 SOLD EACH
Replaces 45013-82
Fits all models from 1982 to 1983.

Nicely chrome plated front brake master cylinder with 3/4" bore for **dual disc** models.

Note: Master cylinders come complete with brake lever clamp and necessary hardware.

Handlebar Control Kits for Sportster & Big Twin Models 1982 to 1995



65012 SOLD AS KIT
Fits 1982 to 1995 **single disc** models with 5/8" bore master cylinder.

65011 SOLD AS KIT
Fits 1982 to 1995 **dual disc** models with 3/4" bore master cylinder.

Nicely chrome plated die cast aluminum complete handlebar control kits including brake master cylinder for Sportster and Big Twins with switch housings for 1982 to 1995 models. Switch housings will accept either aftermarket or OEM switches and wiring. Master cylinder assembly comes complete with handle bar clamp, chrome mounting hardware and banjo bolts.

- Inlet
- Exhaust

- Frames
- Accessories
- Kickstands

- Front Ends

- Gas Tanks
- Accessories

- Dash
- Instruments

- Oil Tanks
- Accessories

- Fenders

- Engine
- Accessories

- Clutch
- Transmission
- Drive Line

- Handlebar
- Controls

- Brakes

- Forward Controls
- Footpegs
- Accessories

- Hubs
- Axles
- Wheels
- Accessories

- Lighting
- License Plate Mounts
- Accessories

- Electrical
- Accessories

- Miscellaneous

- Inlet
- Exhaust

Wide Lever Handlebar Control Kits for Sportster & Big Twins 1982 to 1995



- Frames
- Accessories
- Kickstands

- Front Ends

65019 SOLD AS KIT
Fits 1982 to 1995 **single disc** models with 5/8" bore master cylinder.

65018 SOLD AS KIT
Fits 1982 to 1995 **dual disc** models with 3/4" bore master cylinder.

65020 SOLD AS KIT
Fits 1984 to 1995 **dual disc** models with 11/16" bore master cylinder.

Beautifully chrome plated die cast aluminum complete handlebar control kits including brake master cylinder for Sportster and Big Twin models from 1982 to 1995. The lever blades are wider than OEM and have been ergonomically designed with smoother edges to give a more comfortable grip. Switch housings will accept either aftermarket or OEM switches and wiring.

- Gas Tanks
- Accessories

- Dash
- Instruments

- Oil Tanks
- Accessories

- Fenders

- Engine
- Accessories

- Clutch
- Transmission
- Drive Line

- Handlebar
- Controls

- Brakes

- Forward Controls
- Footpegs
- Accessories

- Hubs
- Axles
- Wheels
- Accessories

- Lighting
- License Plate Mounts
- Accessories

- Electrical
- Accessories

- Miscellaneous

Handlebar Control Kits for Sportster Models 2007 to Present



65075 SOLD AS KIT
Fits Sportster models from 2007 to present and custom applications. Comes with cable operated clutch lever and 1/2" bore brake master cylinder for **single disc applications**.

65073 SOLD AS KIT
Fits Sportster models from 2007 to present and custom applications. Comes with cable operated clutch lever and 9/16" bore brake master cylinder for **dual disc applications**.

Nicely chrome plated complete handlebar control kit including brake master cylinder. Switch housings are a reproduction of the OEM versions and will accept either aftermarket or OEM switches.

Replacement Parts

65081 SOLD AS SET
Fits Sportster models from 2007 to present. Replacement clutch and brake lever set.

Handlebar Control Kits for Sportster 1996 thru 2004 & Big Twins 1996 to Present



65066 SOLD AS KIT
Fits Big Twin models from 1996 to Present and Sportster models from 1996 thru 2004 **single disc** models with 9/16" bore brake master cylinder.

65067 SOLD AS KIT
Fits Big Twin models from 1996 to Present and Sportster models from 1996 thru 2004 **dual disc** models with 11/16" bore brake master cylinder.

Nicely chrome plated complete handlebar control kits including brake master cylinder. Switch housings are a reproduction of the OEM versions and will accept either aftermarket or OEM switches.

Handlebar Control Kits with Sight Glass for Sportster 1996 thru 2004 & Big Twins 1996 to Present



65068 SOLD AS KIT

Fits Big Twin models from 1996 to Present and Sportster models from 1996 thru 2004 **single disc** models with 9/16" bore brake master cylinder.

65069 SOLD AS KIT

Fits Big Twin models from 1996 to Present and Sportster models from 1996 thru 2004 **dual disc** models with 11/16" bore brake master cylinder.

Nicely chrome plated complete handlebar control kits including brake master cylinder with reservoir sight glass. Switch housings are a reproduction of the OEM versions and will accept either aftermarket or OEM switches.

Handlebar Control Kits for Softail & Dyna Models 2007 to Present



65078 SOLD AS KIT

Fits Softail and Dyna models from 2007 to present and custom applications with **cable operated clutch** lever and comes with 9/16" brake master cylinder for **single disc** applications.

65079 SOLD AS KIT

Fits Softail and Dyna models from 2007 to present and custom applications. Comes with **11/16" clutch master cylinder** and 9/16" brake master cylinder for **single disc** applications.

65080 SOLD AS KIT

Fits Softail and Dyna models from 2007 to present and custom applications. Comes with 11/16" clutch master cylinder and 11/16" brake master cylinder for **dual disc** applications.

Nicely chrome plated complete handlebar control kits including brake master cylinder. Switch housings are a reproduction of the OEM versions and will accept either aftermarket or OEM switches.

Stainless Touring Switch Housing and Master Cylinder Bolts



05507 SOLD AS SET

Fits all models from 1982 thru 1995.

05508 SOLD AS SET

Fits all models from 1996 thru 2007.

Polished stainless steel switch housing and master cylinder bolts.



- Inlet
- Exhaust

- Frames
- Accessories
- Kickstands

- Front Ends

- Gas Tanks
- Accessories

- Dash
- Instruments

- Oil Tanks
- Accessories

- Fenders

- Engine
- Accessories

- Clutch
- Transmission
- Drive Line

- Handlebar
- Controls

- Brakes

- Forward Controls
- Footpegs
- Accessories

- Hubs
- Axles
- Wheels
- Accessories

- Lighting
- License Plate Mounts
- Accessories

- Electrical
- Accessories

- Miscellaneous

- Inlet
- Exhaust

Handlebar Control Kits for Sportster 1996 thru 2004 & Big Twins 1996 to Present

- Frames
- Accessories
- Kickstands



- Front Ends

- Gas Tanks
- Accessories

65030 SOLD AS KIT
Fits Big Twin models from 1996 to Present and Sportster models from 1996 thru 2004 single rotor models with 9/16" bore master cylinder.

- Dash
- Instruments

65028 SOLD AS KIT
Fits Big Twin models from 1996 to Present and Sportster models from 1996 thru 2004 dual rotor models with 11/16" bore master cylinder.

- Oil Tanks
- Accessories

Nicely chrome plated complete handlebar control kits including brake master cylinder. Switch housings are a reproduction of the OEM versions and will accept either aftermarket or OEM switches.

- Fenders

- Engine
- Accessories

Front Brake Master Cylinders 1996 to Present Big Twin & 1996 thru 2004 Sportster

- Clutch
- Transmission
- Drive Line



- Handlebar Controls

65052 SOLD EACH
Replaces 45013-96
Big Twin models from 1996 to Present and Sportster models from 1996 thru 2004.

Nicely chrome plated front brake master cylinder with 11/16" bore for dual disc models.

Note: Master cylinders come without brake lever clamp and hardware.

- Brakes

- Forward Controls
- Footpegs
- Accessories

- Hubs
- Axles
- Wheels
- Accessories

- Lighting
- License Plate Mounts
- Accessories

- Electrical
- Accessories

- Miscellaneous

Wide Lever Handlebar Control Kits for Sportster 1996 thru 2003 & Big Twins 1996 to Present



65023 SOLD AS KIT
Fits Big Twin models from 1996 thru 2006 and Sportster models from 1996 thru 2003 single rotor models with 9/16" bore master cylinder.

65022 SOLD AS KIT
Fits Big Twin models from 1996 thru 2006 and Sportster models from 1996 thru 2003 dual rotor models with 11/16" bore master cylinder.

Nicely chrome plated complete handlebar control kits including brake master cylinder. The lever blades are wider than OEM and have been ergonomically designed with smoother edges to give a more comfortable grip. Switch housings are a reproduction of the OEM versions and will accept either aftermarket or OEM switches.

Handlebar Control Kits with *Chopped Down* Master Cylinder for Sportster 1996 thru 2003 & Big Twin Models 1996 to Present



65033 SOLD AS KIT
Fits Big Twin models from 1996 to Present and Sportster models from 1996 thru 2003 single rotor models with 9/16" bore master cylinder.

65031 SOLD AS KIT
Fits Big Twin models from 1996 to Present and Sportster models from 1996 thru 2003 single rotor models with 5/8" bore master cylinder.

65035 SOLD AS KIT
Fits Big Twin models from 1996 to Present and Sportster models from 1996 thru 2003 dual rotor models with 11/16" bore master cylinder.

Nicely chrome plated complete handlebar control kits including chopped down brake master cylinder. Switch housings are a reproduction of the OEM versions and will accept either aftermarket or OEM switches.

Banjo Bolt & Washers



43052 SOLD EACH

Fits brake master cylinders and calipers with 10mm banjo fittings from 1982 to Present.

43053 SOLD EACH

Fits brake master cylinders and calipers with 12mm banjo fittings from 1982 to Present.

Nicely chromed replacement banjo bolts with washers for master cylinders and calipers.

Stainless 10 & 12mm Banjo Bolts



05504 SOLD AS SET

Fits custom applications.

Polished stainless steel 3/8" - 24 (10mm) Banjo bolts.

05505 SOLD AS SET

Fits custom applications.

Polished stainless steel 7/16" - 24 (12mm) Banjo bolts.

Give your brake lines a smooth new look with Diamond Engineering's polished stainless steel Banjo bolts. Both sizes have reduced wrenching and a lower profile head for a cleaner look. Additionally the edge of the flange has a radius to match the contour of the Harley-Davidson Banjo fitting. For performance the threads are rolled for greater strength and durability.



Clutch Cable Clamp



67166 SOLD EACH

Fits our Kraft/Tech single down tube frames or other 2" frame tube applications.

Chrome plated aluminum clutch cable clamp.

Brake Hose Clamp




67167 SOLD EACH

Fits custom applications.

Chrome plated aluminum 49mm brake hose clamp.

Banjo Washers



43054 PACK OF 10

Replaces 41731-82 Fits 3/8" and 10mm banjo bolts.

Soft metal washer with vulcanized "O" ring for banjo bolts.

Chrome Cable Clamps



67001 SOLD EACH

Fits 1" handlebars & aftermarket frames. Chrome plated and ball milled clutch cable clamp.

67002 SOLD EACH

Fits 1" handlebars & aftermarket frames. Chrome plated plain clutch cable clamp.

67003 SOLD EACH

Fits 4 speed Softail & Sportster models with 1-1/8" frames up to 1981. Chrome plated and ball milled clutch cable clamp.

67004 SOLD EACH

Fits 4 speed Softail & Sportster models with 1-1/8" frames up to 1981. Chrome plated plain clutch cable clamp.

67005 SOLD EACH

Fits Sportster, FXR & Dyna models with 1-1/4" frames 1982 to Present. Chrome plated and ball milled clutch cable clamp.

67006 SOLD EACH

Fits Sportster, FXR & Dyna models with 1-1/4" frames 1982 to Present. Chrome plated plain clutch cable clamp.

67007 SOLD EACH

Fits single throttle cable on 1" handlebars & aftermarket frames. Chrome plated and ball milled throttle cable clamp.

67008 SOLD EACH

Fits single throttle cable on 1" handlebars & aftermarket frames. Chrome plated plain throttle cable clamp.

67009 SOLD EACH

Fits dual throttle cable on 1" handlebars & aftermarket frames. Chrome plated and ball milled throttle cable clamp.

67010 SOLD EACH

Fits dual throttle cable on 1" handlebars & aftermarket frames. Chrome plated plain throttle cable clamp.

67060 SOLD EACH

Plain clutch cable clamp for custom applications with 1-3/8" frames.

- Inlet
- Exhaust

- Frames
- Accessories
- Kickstands

- Front Ends

- Gas Tanks
- Accessories

- Dash
- Instruments

- Oil Tanks
- Accessories

- Fenders

- Engine
- Accessories

- Clutch
- Transmission
- Drive Line

- Handlebar
- Controls

- Brakes

- Forward Controls
- Footpegs
- Accessories

- Hubs
- Axles
- Wheels
- Accessories

- Lighting
- License Plate Mounts
- Accessories

- Electrical
- Accessories

- Miscellaneous

- Inlet
- Exhaust

Handlebar Switch Housings for 1972 to 1981 models



65017 SOLD EACH
Replaces 71539-72
Fits FX, FL, FXE & XL models 1972 to 1981.

Horizontal switch housing.

65015 SOLD EACH
Fits FX, FL, FXE & XL models 1972 to 1981.

Plain switch housing.

Nicely chromed reproductions of the OEM versions. Switch housings will accept either aftermarket or OEM switches.

Clutch & Brake Pivot Pin



65004 SOLD PACK OF 12
Replaces 45036-68 & 45039-68
Fits XL & Big Twin model clutch levers 1968 to 1981. Brake levers for XL models 1965 to 1972, FL models 1968 to 1971 and FX models 1971 to 1972.

Kit includes pivot pin and bushings.

Nylon Pin



65044 SOLD EACH
Replaces 45036-88

Replacement nylon pin, eyelet style for 1988 to Present models.

Handlebar Switch Housings for 1982 to 1995 models



65048 SOLD EACH
Replaces 71567-82
Fits Big Twin & Sportster models 1982 to 1995, left top housing.

65050 SOLD EACH
Replaces 71568-82A
Fits Big Twin & Sportster models 1982 to 1995, left bottom housing.

65049 SOLD EACH
Replaces 71564-82
Fits Big Twin & Sportster models 1982 to 1995, right top housing.

65051 SOLD EACH
Replaces 71563-82A
Fits Big Twin & Sportster models 1982 to 1995, right bottom housing.

Switch housings accept either aftermarket or OEM switches and are a nicely chrome plated reproduction of the OEM housings.

Handlebar End Plugs



64026 PACK OF 10
Replaces 56238-62
Fits all models 1960 to 1983 with 25/32" diameter holes.

Beautifully chrome plated 15/16" handlebar end plugs.

Handlebar Switch Housings for 1996 thru 2006 models



65021 SOLD AS KIT
Replaces 71564-96, 71563-96, 71567-96 and 71568-96
Fits Big Twin & Sportster models 1996 thru 2006.

Switch housings accept either aftermarket or OEM switches and are a nicely chrome plated reproduction of the OEM housings.

65025 SOLD EACH
Replaces 71564-96
Fits Big Twin & Sportster models 1996 thru 2006.

Chrome plated reproduction of the OEM **upper right side** housing. Will accept aftermarket and OEM switches.

65026 SOLD EACH
Replaces 71563-96
Fits Big Twin & Sportster models 1996 thru 2006.

Chrome plated reproduction of the OEM **lower right side** housing.

65027 SOLD EACH
Replaces 71567-96
Fits Big Twin & Sportster models 1996 thru 2006.

Chrome plated reproduction of the OEM **upper left side** housing. Will accept aftermarket and OEM switches.

65029 SOLD EACH
Replaces 71568-96
Fits Big Twin & Sportster models 1996 thru 2006.

Chrome plated reproduction of the OEM **lower left side** housing.

- Frames
- Accessories
- Kickstands

- Front Ends

- Gas Tanks
- Accessories

- Dash
- Instruments

- Oil Tanks
- Accessories

- Fenders

- Engine
- Accessories

- Clutch,
- Transmission
- Drive Line

- Handlebar
- Controls

- Brakes

- Forward
- Controls
- Footpegs
- Accessories

- Hubs
- Axles
- Wheels
- Accessories

- Lighting
- License
- Plate Mounts
- Accessories

- Electrical
- Accessories

- Miscellaneous

Replacement Lever Blades



65038 SOLD EACH
Replaces 45080-83T
Fits FL, FX & XL models from 1965 to 1981.

Chrome plated clutch and drum brake lever.

65039 SOLD EACH
Replaces 45082-83T
Fits FL, FX & XL models from 1965 to 1981.

Chrome plated disc brake lever.

Brake & Clutch Levers



65001 SOLD EACH
Replaces 45002-65A
Fits FL models with 5/16" cable hole from 1965 to 1967.

65002 SOLD EACH
Replaces 38604-65A
Fits Sportster models with 3/8" cable hole from 1965 to 1970.

Chrome plated clutch or brake lever for 1" handlebars, will also fit 7/8" handlebars when reducer sleeves are used.

Clutch Lever Assembly



65010 SOLD EACH
Replaces 38608-82 & 45017-82A
Fits Big Twin & Sportster models 1982 to 1995.

Nicely chrome plated clutch lever assembly.

Chrome Plated Clutch & Brake Levers



65042 SOLD EACH
Replaces 45062-82T
Fits all models from 1982 to 1995.

Chrome plated clutch lever only.

65043 SOLD EACH
Replaces 45064-82T
Fits all models from 1982 to 1995.

Chrome plated brake lever only.

These chrome die cast levers will add the finishing touch to your 1982 to 1995 Harley Davidson motorcycle. They are sold separately. Clutch lever comes with anti-rattle clip and lever pivot bushings.

Brake & Clutch Wing Levers



65003 SOLD AS SET
Fits all models 1982 to 1995.

Show chromed aluminum die cast alloy brake and clutch Wing levers.

Note: 1993 to Present hardware must be used when installing these levers.



Nylon Pin

65044 SOLD EACH
Replaces 45036-88

Replacement nylon pin, eyelet style for 1988 to Present models.

- Inlet
- Exhaust

- Frames
- Accessories
- Kickstands

- Front Ends

- Gas Tanks
- Accessories

- Dash
- Instruments

- Oil Tanks
- Accessories

- Fenders

- Engine
- Accessories

- Clutch
- Transmission
- Drive Line

- Handlebar
- Controls

- Brakes

- Forward Controls
- Footpegs
- Accessories

- Hubs
- Axles
- Wheels
- Accessories

- Lighting
- License Plate Mounts
- Accessories

- Electrical
- Accessories

- Miscellaneous

- Inlet
- Exhaust

Wide Brake & Clutch Levers



65005 SOLD EACH
Fits Big Twin & Sportster models 1982 to 1995.

Wide style clutch lever only.

65006 SOLD EACH
Fits Big Twin & Sportster models 1982 to 1995.

Wide style brake lever only.

65007 SOLD AS PAIR
Fits Big Twin & Sportster models 1982 to 1995.

Wide style clutch and brake lever set.

65009 SOLD EACH
Fits Big Twin & Sportster models 1996 thru 2006.

Wide style brake lever only.

65005 SOLD EACH
Fits Big Twin & Sportster models 1996 thru 2006.

Wide style clutch lever only.

65008 SOLD AS PAIR
Fits Big Twin & Sportster models 1996 thru 2006.

Wide style clutch and brake lever set.

Show chromed aluminum die cast wide style clutch and brake levers. Ergonomically designed with smooth edges and approximately 10° rotated blades to fit your hands properly. They come with the latest style spiral pivot bushings and anti rattle clip for the clutch lever.

Late model Lever Blades



65040 SOLD EACH
Replaces 45064-82T
Fits all models from 1982 to 1992.

Brake lever only.

65041 SOLD EACH
Replaces 45062-82T
Fits all models from 1982 to 1992.

Clutch lever only.

These easy to pull strong aluminum lever blades come nicely chrome plated for use as replacement for the OEM versions or for custom applications.

Clutch & Brake Pivot Pin



65004 SOLD PACK OF 12
Replaces 45036-68 & 45039-68
Fits XL & Big Twin model clutch levers 1968 to 1981. Brake levers for XL models 1965 to 1972, FL models 1968 to 1971 and FX models 1971 to 1972.

Kit includes pivot pin and bushes.

Extra Wide Brake and Clutch Levers



65036 SOLD EACH
Replaces 45016-93
Fits 1993 to 1995 models.

Extra wide style brake lever only.

65037 SOLD EACH
Replaces 45017-93
Fits 1993 to Present models.

Extra wide style clutch lever only.

65032 SOLD EACH
Replaces 45016-96
Fits 1996 to Present models.

Extra wide style brake lever only.

65034 SOLD IN SET
Replaces 45016-96 & 45017-93
Fits 1996 to Present models.

Clutch and brake lever set.

These beautifully chromed extra wide brake and clutch levers will provide that ultimate grip.

Clutch & Brake Lever Clamp



65045
Replaces 45044-82
Fits brake and clutch levers on all models from 1982 to 1995.

Nicely chromed replacement brake clutch lever clamp.

- Frames
- Accessories
- Kickstands

- Front Ends

- Gas Tanks
- Accessories

- Dash
- Instruments

- Oil Tanks
- Accessories

- Fenders

- Engine
- Accessories

- Clutch
- Transmission
- Drive Line

- Handlebar
- Controls

- Brakes

- Forward Controls
- Footpegs
- Accessories

- Hubs
- Axles
- Wheels
- Accessories

- Lighting
- License Plate Mounts
- Accessories

- Electrical
- Accessories

- Miscellaneous

Throttle Cables

OEM #	KW #	Cable Description	Fits Model & Year
56306-88	67128	Black vinyl throttle cable (40" long)	1988 to 1989 Softail Springer models
56306-90	67129	Black vinyl throttle cable (40-1/2" long)	1990 to 1995 Softail Springer models
56308-96	67131	Black vinyl throttle cable (35" long)	1996 onwards XLH 883 Hugger, XLH 1200 and XLH 1200S models
56308-88	67132	Black vinyl throttle cable (35" long)	1988 to 1995 XL models with OE type dual pull thread twist grip and CV type carb
56313-76T	67133	Black vinyl throttle cable (37" long)	1974 to 1980 FX and XL models 1976 to 1980 FL models
56327-81B	67134	Black vinyl throttle cable (40-1/2" long)	1981 & 1984 to 1989 FLT models except Ultra
56327-90	67135	Black vinyl throttle cable (42-1/2" long)	1990 to 1995 FLT models except Ultra
56327-96	67136	Black vinyl throttle cable (43" long)	1996 onwards FLHT and FLTR models
56332-81T	67137	Black vinyl throttle cable (31-1/2" long)	1981 FXB models
56333-83	67138	Black vinyl throttle cable (34-1/2" long)	1983 to 1985 XL models
56336-83	67139	Black vinyl throttle cable (37-1/2" long)	1983 to 1989 FXRT and FXRD models 1987 FXLR models 1987 to 1989 FXRS-SP models
56343-90	67140	Black vinyl throttle cable (34-1/2" long)	1990 to 1995 FXR and Softail models except Springer models 1991 to 1995 Dyna models
56343-96	67142	Extended Black Vinyl throttle cable (36" long)	1996 to 2000 Softail models except Springer models
56356-92	67143	Black vinyl throttle cable (37" long)	1992 to 1995 Dyna models
56356-96	67144	Black vinyl throttle cable (37-3/4" long)	1996 onwards Dyna models
56357-96	67145	Black vinyl throttle cable (43-1/2" long)	1997 FLHTCU models 1997 onwards FLHT and FLHTC models
56375-94	67146	Black vinyl throttle cable (44-1/2" long)	1994 to 1995 FLHR models
56376-96	67147	Black vinyl throttle cable (44" long)	1996 onwards FLHR models
56379-96	67148	Black vinyl throttle cable (48" long)	1996 to 1997 FLHRI models
56381-96	67150	Black vinyl throttle cable (37" long)	1996 onwards XLH 1200C models
56400-96	67151	Black vinyl throttle cable (35" long)	1996 onwards XLH 883 Hugger, XL 1200 and XLH 1200S models

- Inlet
- Exhaust

- Frames
- Accessories
- Kickstands

- Front Ends

- Gas Tanks
- Accessories

- Dash
- Instruments

- Oil Tanks
- Accessories

- Fenders

- Engine
- Accessories

- Clutch
- Transmission
- Drive Line

- Handlebar
- Controls

- Brakes

- Forward Controls
- Footpegs
- Accessories

- Hubs
- Axles
- Wheels
- Accessories

- Lighting
- License Plate Mounts
- Accessories

- Electrical
- Accessories

- Miscellaneous

Note: Always check the length of your old cable before ordering.

Idle Cables

OEM #	KW #	Description	Fits Model & Year
56305-88	67108	Black vinyl idle cable (40" long)	1988 to 1989 Softail Springer models
56305-90	67109	Black vinyl idle cable (40-1/2" long)	1990 to 1995 Softail Springer models
56309-86	67110	Black vinyl idle cable (35-1/4" long)	1986 to 1987 XL models with OE type dual pull thread twist grip and Keihin carb (not CV type carb)
56309-88	67111	Black vinyl idle cable (35" long)	1986 to 1987 XL models with OE type dual pull thread twist grip with CV type carb
56309-96	67112	Black vinyl idle cable (35" long)	1996 onwards XLH 883 Hugger, XLH 1200 and XLH 1200S models
56328-81B	67113	Black vinyl idle cable (47-1/2" long)	1981 & 1984 to 1989 FLT models except Ultra
56328-90	67114	Black vinyl idle cable (42-1/2" long)	1990 to 1995 FLT models except Ultra
56328-96	67115	Black vinyl idle cable (43" long)	1996 onwards FLHT and FLTR models
56331-81T	67116	Black vinyl idle cable (31-1/2" long)	1981 FXB models
56334-83	67117	Black vinyl idle cable (34-1/2" long)	1983 to 1985 XL models
56337-83	67118	Black vinyl idle cable (37-1/2" long)	1983 to 1989 FXRT and FXRD models 1987 FXLR models 1987 to 1989 FXRS-SP models
56342-90	67119	Black vinyl idle cable (34-1/2" long)	1990 to 1995 FXR and Softail models except Springer models 1991 to 1995 Dyna models
56342-96	67120 67162	Black vinyl idle cable (34-1/2" long) Extended black vinyl idle cable (36" long)	1996 to 2000 Softail models except Springer models
56355-92	67121	Black vinyl idle cable (37" long)	1992 to 1995 Dyna models
56355-96	67122	Black vinyl idle cable (37-3/4" long)	1996 onwards Dyna models
56368-96	67123	Black vinyl idle cable (47" long)	1996 to 1997 FLHRI models
56375-96	67125	Black vinyl idle cable (44" long)	1996 onwards FLHR models
56382-96	67126	Black vinyl idle cable (37" long)	1996 onwards XLH 1200C models
56401-96	67127	Black vinyl idle cable (35" long)	1996 onwards XLH 883 Hugger, XLH 1200 and XLH 1200S models

Note: Always check the length of your old cable before ordering.

Speedo Cables

OEM #	KW #	Cable Description	Fits Model & Year
67024-84A	67101	Black vinyl speedo cable (39" long) with 12mm top nut	1974 to 1979 XLCH models 1974 to 1983 XLH models 1977 XLT models 1977 to 1978 XLCR models 1980 to 1983 FLT models 1980 to 1986 FLTC models 1983 to 1985 and FLHT and FLHTC models 1984 to 1985 FLHTP models 1984 to 1986 FXWG models 1984 to 1990 FXST models 1986 to 1995 FXSTC models 1987 to 1988 FLHTP models 1987 to 1995 FLHT and FLHTC models 1988 to 1995 FXSTS models 1989 to 1995 FLHTCU models 1993 to 1994 FXDWG models 1995 FXSTSB models 1995 FLHTCUI models
67186-88	67102	Black vinyl speedo cable (38-1/2" long) with 12mm top nut	1981 to 1984 FL models 1986 to 1990 FLST models 1987 to 1994 FLHS models 1987 to 1997 FLTC models 1987 to 1995 FLSTC models 1988 to 1992 FXRS models 1989 to 1995 FLTCU models 1990 to 1995 FLSTF models 1991 FXDB-S models 1992 FXDC models 1992 FXDB-D models 1993 to 1994 FXDL models 1993 to 1995 FLSTN models 1996 FLTCUI models
67026-81	67103	Black vinyl speedo cable (34-1/4" long) with 12mm top nut	1973 XLH models 1973 XLCH models 1973 to 1974 FX models 1973 to early 1984 FXE models 1977 to 1984 FXS models 1979 to 1984 FXEF models 1980 to 1982 FXB models 1983 to 1984 XR 1000 models 1983 to 1985 XLH models 1983 to 1985 FXSB models 1984 to 1985 XLH models 1984 to 1987 FXRS models 1985 FXRP models 1986 to 1994 FXR models 1987 to 1994 FXLR models
67051-73	67104	Black vinyl speedo cable (40" long) with 16mm top nut	1971 to 1982 XLS models 1982 to early 1993 FXR and FXRS models 1984 FXRP models 1986 FLT and FLHT models 1986 to 1987 FLHTP models
67060-79B 67060-87A 67072-79A	67106	Black vinyl speedo cable (40" long) with 12mm top nut	Late 1984 to 1985 XLS models 1987 to 1993 FXRS-SP models 1985 FXRT models 1990 to 1994 FXRS-CONV models 1991 to 1994 XLH 883 models 1993 to 1994 XLX 1200 models 1996 to 1999 FLHT models
67060-96	67107	Black vinyl speedo cable (41" long) with 16mm top nut	

- Inlet
- Exhaust

- Frames
- Accessories
- Kickstands

- Front Ends

- Gas Tanks
- Accessories

- Dash
- Instruments

- Oil Tanks
- Accessories

- Fenders

- Engine
- Accessories

- Clutch
- Transmission
- Drive Line

- Handlebar
- Controls

- Brakes

- Forward Controls
- Footpegs
- Accessories

- Hubs
- Axles
- Wheels
- Accessories

- Lighting
- License Plate Mounts
- Accessories

- Electrical
- Accessories

- Miscellaneous

Note: Always check the length of your old cable before ordering.

Speedo Cables

OEM #	KW #	Cable Description	Model & Year
67072-87B	67100	Black vinyl speedo cable (35" long) with 12mm top nut	1981 to 1984 FL models 1986 to 1990 FLST models 1987 to 1991 FLTC models 1987 to 1994 FLHS models 1987 to 1995 FLSTC models 1988 to 1992 FXRS models 1989 to 1995 FLTCU models 1990 to 1995 FLSTF models 1991 FXDB-S models 1992 FXDC models 1992 FXDB-D models 1993 to 1994 FXDL models 1993 to 1995 FLSTN models 1996 FLTCUI models

Speedo Cable Standard Lengths & Top Nut Sizes

Model	Std length	Top Nut	Model	Std length	Top Nut
Dyna 1991 to 1994	38-1/2"	12mm	FXRS - SP 1987 to 1994	42-1/2"	16mm
FL 1981 to 1984	33-1/2"	12mm	FXRT 1984	44-1/2"	16mm
FLHT / C / U / I 1995	38-1/2"	12mm	FXRT 1985	42-1/2"	16mm
FLHT & FLHTC 1987 to 1994	38-1/2"	12mm	FXRT 1986 to 1992	44-1/2"	16mm
FLST / C 1986 to 1995	35"	12mm	FXSB 1982 to 1984	41"	16mm
FLSTF 1990 to 1995	35"	12mm	FXSB 1985	38-1/2"	16mm
FLSTN 1993 to 1995	35"	12mm	FXST 1984 to 1995	38-1/2"	12mm
FLT 1980 to 1985	38-1/2"	12mm	FXWG 1984 to 1986	38-1/2"	12mm
FLTC 1986	38-1/2"	12mm	XL 1973	38-1/2"	16mm
FLTC & FLHS 1987 to 1994	33-1/2"	12mm	XL 1974 to 1983	38-1/2"	12mm
FX 1973 to early 1978	38-1/2"	16mm	XL 1984 to 1994	41"	16mm
FX late 1978 to 1982	41"	16mm	XLS 1979 to 1982	41-1/2"	12mm
FXR & FXLR 1986 to 1994	38-1/2"	16mm	XLS 1983	44-1/2"	16mm
FXR & FXRS 1982 to early 1983	41-1/2"	12mm	XLS 1984 to 1985	42-1/2"	16mm
FXRD 1986	44-1/2"	16mm	XLX 1983 to 1985	41"	16mm
FXRS 1984 to 1987	41"	16mm	Aftermarket Big Twin speedo's		Most 5/8"
FXRS 1988 to 1994	48-1/2"	12mm	Aftermarket Mini speedo's		12mm
FXRS - CON	42-1/2"	16mm			

Note: Always check the length of your old cable before ordering.

Clutch Cables

OEM #	KW #	Cable Description	Fits Model & Year
36753-87A	67154	Black vinyl clutch cable (60" long)	1987 to 1994 FXLR models
38599-80B	67152	Black vinyl clutch cable (55" long)	1982 FXR and FXRS models 1980 to 1982 FLT models
38602-92	67155	Black vinyl clutch cable (68" long)	1992 to 1999 Dyna models
38604-90A	67156	Black vinyl clutch cable (62" long)	1991 FXDB Sturgis models
38607-87A	67157	Black vinyl clutch cable (62" long)	1997 onwards 5 Speed Big Twins with stock type hand lever and clutch release arm assemblies
38617-95	67158	Black vinyl clutch cable (60" long)	1995 onwards FXSTSB models
38618-68C	67159	Black vinyl clutch cable (51" long)	1968 to 1984 FL and FLH models 1971 to 1985 FX models 1984 FXST models 1986 FXWG models
38620-96	67161	Black vinyl clutch cable (57" long)	1996 to 1999 Hugger 883 and XL 1200 models 1996 to 1998 XL 1200C models

- Inlet
- Exhaust

- Frames
- Accessories
- Kickstands

- Front Ends

- Gas Tanks
- Accessories

- Dash
- Instruments

- Oil Tanks
- Accessories

- Fenders

- Engine
- Accessories

- Clutch
- Transmission
- Drive Line

- Handlebar
- Controls

- Brakes

- Forward Controls
- Footpegs
- Accessories

- Hubs
- Axles
- Wheels
- Accessories

- Lighting
- License Plate Mounts
- Accessories

- Electrical
- Accessories

- Miscellaneous

Note: Always check the length of your old cable before ordering.

- Inlet
- Exhaust

Short Stem Mirror



66001 SOLD EACH

Replaces 91875-70A
Fits all models from 1967 to Present. Stock replacement on FX models.

Chrome plated die cast short stem mirror.
3-3/4" wide, 5-1/4" long with 5-1/4" stem.

Rectangular Mirror



66003 SOLD EACH

Fits custom applications and the stock size holes in the clutch and brake housings.

Chrome plated rectangular mirror with flat mirror face. 2-1/4" wide, 4-1/2" long with 5" stem.

Custom Rectangular Mirrors



66030 SOLD EACH

Fits custom applications.

Beautifully chrome plated right hand rectangular mirror with solid stem.

66031 SOLD EACH

Fits custom applications.

Beautifully chrome plated left hand rectangular mirror with solid stem.

Long Stem Mirror



66002 SOLD EACH

Replaces 91879-67B
Fits all models 1965 to Present.

Chrome plated die cast mirror. 3-3/4" wide, 5-1/4" long with 9-1/2" stem.

One Piece Mirrors



66007 SOLD EACH

Replaces 91892-82T
Fits all models from 1965 to Present.

Chrome left hand short stem mirror. One piece die cast construction with flat tinted face. 3-3/4" wide, 5-1/4" long with 4-1/2" stem.

66008 SOLD EACH

Replaces 91875-82T
Fits all models from 1965 to Present.

Chrome right hand short stem mirror. One piece die cast construction with flat tinted face. 3-3/4" wide, 5-1/4" long with 4-1/2" stem.

66009 SOLD EACH

Replaces 91894-82T
Fits all models from 1965 to Present.

Chrome left hand long stem mirror. One piece die cast construction with flat tinted face. 3-3/4" wide, 5-1/4" long with 8-1/2" stem.

66010 SOLD EACH

Replaces 91879-82T
Fits all models from 1965 to Present.

Chrome right hand long stem mirror. One piece die cast construction with flat tinted face. 3-3/4" wide, 5-1/4" long with 8-1/2" stem.

- Frames
- Accessories
- Kickstands

- Front Ends

- Gas Tanks
- Accessories

- Dash
- Instruments

- Oil Tanks
- Accessories

- Fenders

- Engine
- Accessories

- Clutch
- Transmission
- Drive Line

- Handlebar
- Controls

- Brakes

- Forward Controls
- Footpegs
- Accessories

- Hubs
- Axles
- Wheels
- Accessories

- Lighting
- License Plate Mounts
- Accessories

- Electrical
- Accessories

- Miscellaneous

Smooth Rectangular Mirrors



66059 SOLD EACH
Fits all models and custom applications.

Chrome plated smooth rectangular mirror. **Left side only.**

66060 SOLD EACH
Fits all models and custom applications.

Chrome plated smooth rectangular mirror. **Right side only.**

Slotted Rectangular Mirrors



66061 SOLD EACH
Fits all models and custom applications.

Chrome plated slotted rectangular mirror. **Left side only.**

66062 SOLD EACH
Fits all models and custom applications.

Chrome plated slotted rectangular mirror. **Right side only.**

Short Stem Mirrors



66046 SOLD EACH
Replaces 91845-03
Fits all models and custom applications.

Nicely chromed left hand short stem mirror.

66047 SOLD EACH
Replaces 91845-03
Fits all models and custom applications.

Nicely chromed right hand short stem mirror.

Rectangular Mirrors with Slotted Stems



66050 SOLD EACH
Fits all models and custom applications.

Chrome plated rectangular mirror with slotted stem. **Left side only.**

66051 SOLD EACH
Fits all models and custom applications.

Chrome plated rectangular mirror with slotted stem. **Right side only.**

Die Cast Round Mirror



66028 SOLD EACH
Fits all models and custom applications.

Chrome plated die cast mirror with steel stem. Mirror is fully adjustable and will fit either the left hand or right hand side. 2-3/4" round, with 5-1/4" stem.

Round Classic Style Mirror



66044 SOLD EACH
Fits all models and custom applications.

Nicely chromed Classic round style mirror, 4-3/8" dia with 5-1/4" stem.

- Inlet
- Exhaust

- Frames
- Accessories
- Kickstands

- Front Ends

- Gas Tanks
- Accessories

- Dash
- Instruments

- Oil Tanks
- Accessories

- Fenders

- Engine
- Accessories

- Clutch
- Transmission
- Drive Line

- Handlebar
- Controls

- Brakes

- Forward Controls
- Footpegs
- Accessories

- Hubs
- Axles
- Wheels
- Accessories

- Lighting
- License Plate Mounts
- Accessories

- Electrical
- Accessories

- Miscellaneous

- Inlet
- Exhaust
- Frames
- Accessories
- Kickstands
- Front Ends
- Gas Tanks
- Accessories
- Dash
- Instruments
- Oil Tanks
- Accessories
- Fenders
- Engine
- Accessories
- Clutch
- Transmission
- Drive Line
- Handlebar
- Controls
- Brakes
- Forward Controls
- Footpegs
- Accessories
- Hubs
- Axles
- Wheels
- Accessories
- Lighting
- License Plate Mounts
- Accessories
- Electrical
- Accessories
- Miscellaneous

Custom 4.5" Round Mirrors with Adjustable Stem



66058 SOLD EACH
Fits all models and custom applications.

Chrome plated die-cast 4.5" round mirrors with adjustable stem. Fits left or right side.

Custom 4.5" Round Mirrors



66054 SOLD EACH
Fits all models and custom applications.

Chrome plated die-cast 4.5" round mirror with stock type stem. Left side only.

Custom 4.5" Round Mirrors with LED Stems



66056 SOLD EACH
Fits all models and custom applications.

Chrome plated die-cast 4.5" round mirror with LED style stem. Left side only.

Short Stem 4" Round Mirror



66004 SOLD EACH
Replaces 91931-92T
Fits all models from 1965 to Present.

Chrome left hand late style 4" round mirror with 4-1/2" stem. Comes with a threaded stem and all necessary mounting hardware.

66005 SOLD EACH
Replaces 91930-92T
Fits all models from 1965 to Present.

Chrome right hand late style 4" round mirror with 4-1/2" stem. Comes with a threaded stem and all necessary mounting hardware.

66055 SOLD EACH
Fits all models and custom applications.

Chrome plated die-cast 4.5" round mirror with stock type stem. Right side only.

Custom Round Face Mirror



66025 SOLD EACH
Fits all models with 7/8" & 1" handlebars.

Chrome plated round mirror with 4-1/2" stem and universal mounting clamp.

66057 SOLD EACH
Fits all models and custom applications.

Chrome plated die-cast 4.5" round mirror with LED style stem. Right side only.

Custom Round Face Mirror



66026 SOLD EACH
Fits all models and custom applications.

Chrome plated 3" round mirror with 5-1/4" stem, will fit either the left or right hand side.

3" Mini Mirror



66081 SOLD EACH
Fits all models and custom applications.

Mini style 3" mirror with round clamp on stem.

66027 SOLD EACH
Fits all models and custom applications.

Chrome plated 4" round mirror with 5-1/4" stem, will fit either the left or right hand side.

Custom Oval Mirrors



66052 SOLD EACH
Fits all models and custom applications.

Chrome plated oval mirror with adjustable long stem. Fits Left or Right side.

66053 SOLD EACH
Fits all models and custom applications.

Chrome plated oval mirror with adjustable short stem. Fits Left or Right side.

Sport Oval Mirror



66018 SOLD IN PAIRS
Fits all models from 1965 onwards.

Nicely chrome plated sport oval mirrors with slotted stems. 3-5/8" wide, 5-1/2" long with 7-1/4" stem.

Oval Style Mirror with Diamond Shape Stem



66086 SOLD EACH
Fits all models and custom applications.

Nicely chromed oval shaped mirror with billet diamond shaped stand.

Merlin Abstract Style Oval Mirror



66039 SOLD EACH
Fits all models and custom applications.

Nicely chromed Merlin Abstract style mirror, 2-1/2" wide, 4-1/2" long with 6-1/2" billet stem.

Classic Style Oval Mirror



66043 SOLD EACH
Fits all models and custom applications.

Nicely chromed Classic style mirror, 3" wide, 5-1/8" long with 6-1/4" stem.

Classic Style Oval Mirror with Marker Light



66042 SOLD IN PAIRS
Fits all models and custom applications.

Nicely chromed Classic style mirrors with marker lights. 2-7/8" wide, 5-1/8" long with 6-1/4" stem.

OEM Style Oval Mirror



66035 SOLD IN PAIRS
Replaces 91965-98
Fits all models 1982 onwards.

Nicely chromed oval mirrors, 3-1/4" wide, 5-1/2" long with 6-1/2" stem.

Custom Oval Mirrors



66013 SOLD EACH
Fits custom applications.

Beautifully chrome plated right hand oval mirror with solid stem.

66014 SOLD EACH
Fits custom applications.

Beautifully chrome plated left hand oval mirror with solid stem.

Oval Mirrors with LED Indicators



66011 SOLD IN PAIRS
Fits custom applications.

Nicely chrome plated oval mirrors with built in white LED turn signals.

- Inlet
- Exhaust

- Frames
- Accessories
- Kickstands

- Front Ends

- Gas Tanks
- Accessories

- Dash
- Instruments

- Oil Tanks
- Accessories

- Fenders

- Engine
- Accessories

- Clutch
- Transmission
- Drive Line

- Handlebar
- Controls

- Brakes

- Forward Controls
- Footpegs
- Accessories

- Hubs
- Axles
- Wheels
- Accessories

- Lighting
- License Plate Mounts
- Accessories

- Electrical
- Accessories

- Miscellaneous

- Inlet
- Exhaust
- Frames
- Accessories
- Kickstands
- Front Ends
- Gas Tanks
- Accessories
- Dash
- Instruments
- Oil Tanks
- Accessories
- Fenders
- Engine
- Accessories
- Clutch
- Transmission
- Drive Line
- Handlebar
- Controls
- Brakes
- Forward Controls
- Footpegs
- Accessories
- Hubs
- Axles
- Wheels
- Accessories
- Lighting
- License Plate Mounts
- Accessories
- Electrical
- Accessories
- Miscellaneous

Tear Drop Shaped Mirror



66022 SOLD IN PAIRS
Fits all models and custom applications.

Chrome die cast plain back tear drop mirrors, 1-5/8" wide, 4-1/2" long, 5-1/2" or 4-1/8" stem. comes with all mounting hardware including 2 different length stems.

66021 SOLD IN PAIRS
Fits all models and custom applications.

Chrome die cast tear drop mirrors with milled rear face, 1-5/8" wide, 4-1/2" long, 5-1/2" or 4-1/8" stem. comes with all mounting hardware including 2 different length stems.

Maltese Cross Mirrors



66072 SOLD EACH
Fits custom applications, can be use on the left or right side. Beautifully **chrome plated** Maltese Cross style mirror.

66073 SOLD EACH
Fits custom applications, can be use on the left or right side. **Wrinkle black finish** Maltese Cross style mirror.

A high quality mirror with a 1960's Chopper look. Available in either Die-Cast chrome or black wrinkle finish.

OEM Style Tear Drop Mirror



66034 SOLD IN PAIRS
Replaces 91968-98
Fits all models 1982 onwards.

Nicely chrome plated tear drop mirrors, 3-1/8" wide, 6-1/4" long with 4" stems.

Maltese Cross Style Mirrors



66074 SOLD EACH
Fits all models and custom applications.

Beautifully chrome plated CNC machined aluminum Maltese Cross style mirrors with Maltese Cross stems.

Black Maltese Cross Style Mirror



66091 SOLD EACH
Fits all models and custom applications.

Maltese Cross style mirror with **matt black** style finish.

Tear Drop Style Mirrors



66085 SOLD IN PAIRS
Fits all models 1982 onwards.

Chrome tear drop style mirrors with radiused style stems.

Fireman Mirrors with Flame Stems



66075 SOLD EACH
Fits all models and custom applications.

Beautifully chrome plated CNC machined aluminum Fireman mirrors with Flame stems.


Maltese Cross Style Mirror



66083 SOLD EACH
Fits all models and custom applications.

Nicely chromed Maltese Cross style billet mirror.

Maltese Cross Mirrors with Amber Light



66048 SOLD EACH
Fits all models and custom applications.

Chrome plated Maltese Cross mirror with amber light. **Left side only.**

66049 SOLD EACH
Fits all models and custom applications.

Chrome plated Maltese Cross mirror with amber light. **Right side only.**

Diamond Shaped Mirror



66020 SOLD IN PAIRS
Fits all models and custom applications.

Chrome die cast diamond shaped mirrors, 2-3/4" wide, 5" long, 5-1/2" or 4-1/8" stem. comes with all mounting hardware including 2 different length stems.

Cosmo Style Mirror with Billet Stem



66036 SOLD IN PAIRS
Fits all models and custom applications.

Nicely chromed cosmo style mirrors, 1-7/8" wide, 6" long with billet stem.

Eagle's Beak Style Mirrors



66076 SOLD EACH
Fits all models and custom applications.
Left hand mirror.

66077 SOLD EACH
Fits all models and custom applications.
Right hand mirror.

Beautifully chrome plated CNC machined aluminum Eagle's Beak style mirrors.

Slotted Stem Crescent Mirrors



66019 SOLD IN PAIRS
Fits all models and custom applications.

These chrome plated die cast crescent mirrors have a ball milled finish on the back to make them stand out. Mirrors measure 7" long x 2" wide with a 6" stem and come with all mounting hardware.

Cosmo Style Mirror with Billet Stem



66038 SOLD IN PAIRS
Fits all models and custom applications.

Nicely chromed cosmo style mirrors, 2-1/8" wide, 5-1/4" long with billet stem.

Eagle's Beak Style Mirrors with Diamond Shape Stem



66087 SOLD EACH
Fits all models and custom applications.
left hand side.

66088 SOLD EACH
Fits all models and custom applications.
right hand side.

Beautifully chrome plated CNC machined aluminum Eagle's Beak style mirrors with diamond shape stem.


Custom Slotted Stem Mirrors



66017 SOLD IN PAIRS
Fits all models and custom applications.

These chrome plated die cast mirrors have been ball milled to give them a distinctive look. Mirrors measure 7" long x 2" wide with a 6" stem and come with all mounting hardware.

Cosmo Style Mirror with Billet Stem



66037 SOLD IN PAIRS
Fits all models and custom applications.

Nicely chromed Cosmo style mirrors, 1-7/8" wide, 6" long with billet stem.

- Inlet
- Exhaust

- Frames
- Accessories
- Kickstands

- Front Ends

- Gas Tanks
- Accessories

- Dash
- Instruments

- Oil Tanks
- Accessories

- Fenders

- Engine
- Accessories

- Clutch
- Transmission
- Drive Line

- Handlebar
- Controls

- Brakes

- Forward Controls
- Footpegs
- Accessories

- Hubs
- Axles
- Wheels
- Accessories

- Lighting
- License Plate Mounts
- Accessories

- Electrical
- Accessories

- Miscellaneous

Ace Style Smooth & Ball Milled Mirrors



66064 SOLD EACH
Fits custom applications
Left side smooth finish Ace style mirror with cut out stem.

66065 SOLD EACH
Fits custom applications
Right side smooth finish Ace style mirror with cut out stem.

66066 SOLD EACH
Fits custom applications
Left side ball milled finish Ace style mirror with cut out stem.

66067 SOLD EACH
Fits custom applications
Right side ball milled finish Ace style mirror with cut out stem.

66068 SOLD EACH
Fits custom applications
Left side smooth finish Ace style mirror with contoured stem.

66069 SOLD EACH
Fits custom applications
Right side smooth finish Ace style mirror with contoured stem.

66070 SOLD EACH
Fits custom applications
Left side ball milled finish Ace style mirror with contoured stem.

66071 SOLD EACH
Fits custom applications
Right side ball milled finish Ace style mirror with contoured stem.

Nicely chrome plated mirrors with either smooth or ball milled finish & slotted or contoured stems depending on the look you are trying to create.

Contoured Style Mirrors



66063 SOLD IN PAIRS
Fits custom applications
Left & right contoured style mirrors.

Beautifully chrome plated contoured style mirrors.

Merlin Abstract Style Mirror



66040 SOLD IN PAIRS
Fits all models and custom applications.

Nicely chromed Merlin Abstract style mirrors, 1-7/8" wide, 6-1/8" long with 6" billet stem.

Merlin Abstract Style Mirror



66041 SOLD IN PAIRS
Fits all models and custom applications.

Nicely chromed Merlin Abstract style mirrors, 2-1/8" wide, 5-1/2" long with 6" billet stem.

Axe Style Mirrors



66082 SOLD IN PAIRS
Fits all models and custom applications.

Chrome slim line Axe style mirrors.

Crescent Shaped Mirror



66012 SOLD EACH
Fits all models and custom applications.

Chrome die cast **left hand** crescent shaped mirror with gold plated eagle motif. 2-1/4" wide, 4" long with 5-3/8" stem.

66045 SOLD EACH
Fits all models and custom applications.

Chrome die cast **right hand** crescent shaped mirror with gold plated eagle motif. 2-1/4" wide, 4" long with 5-3/8" stem.

- Inlet
- Exhaust

- Frames
- Accessories
- Kickstands

- Front Ends

- Gas Tanks
- Accessories

- Dash
- Instruments

- Oil Tanks
- Accessories

- Fenders

- Engine
- Accessories

- Clutch
- Transmission
- Drive Line

- Handlebar
- Controls

- Brakes

- Forward Controls
- Footpegs
- Accessories

- Hubs
- Axles
- Wheels
- Accessories

- Lighting
- License Plate Mounts
- Accessories

- Electrical
- Accessories

- Miscellaneous

8 Ball Mirrors



66078 SOLD EACH

Fits Custom applications, can be used on left or right side. Black finish with 8 ball on the mirror back.

Beautifully styled billet mirrors, body measures 2" with a mirror face of 1-7/8" and a stem length of 6". Includes mounting hardware.

Ball Mirrors



66079 SOLD EACH

Fits Custom applications, can be used on left or right side. Chromed ball shaped mirror.

Beautifully styled chrome plated billet mirrors, body measures 2" with a mirror face of 1-7/8" and a stem length of 6". Includes mounting hardware.

- Inlet
- Exhaust

- Frames
- Accessories
- Kickstands

- Front Ends

- Gas Tanks
- Accessories

- Dash
- Instruments

- Oil Tanks
- Accessories

Specter Mirrors




66090 SOLD IN PAIRS

Fit custom applications.

Nicely chrome plated Specter style mirrors.

Mirror Extensions



66029 SOLD IN PAIRS

Replaces 91907-87
Fits all models and custom applications.

Chrome plated mirror extensions, will extend your mirror stems by 2-1/2".

Mirror Hardware Adapters



66080 SOLD IN PAIRS

Metric Motorcycle mirror adapter hardware. Required when installing custom mirrors PT# 66039, 66020, 66021, 66022, 66017, 66019, 66064 and 66035 on metric motorcycles.

- Fenders

- Engine
- Accessories

- Clutch
- Transmission
- Drive Line

- Handlebar
- Controls

- Brakes

- Forward Controls
- Footpegs
- Accessories

- Hubs
- Axles
- Wheels
- Accessories

- Lighting
- License Plate Mounts
- Accessories

- Electrical
- Accessories

- Miscellaneous

Custom Mirror Clamp



66006 SOLD EACH

Fits 1" handlebars and highway bars.

Chrome plated die cast mirror clamp for mounting custom mirrors with 8mm diameter stems to 1" diameter bars.

Brakes

- Inlet
- Exhaust

- Frames
- Accessories
- Kickstands

- Front Ends

- Gas Tanks
- Accessories

- Dash
- Instruments

- Oil Tanks
- Accessories

- Fenders

- Engine
- Accessories

- Clutch
- Transmission
- Drive Line

- Handlebar
- Controls

- Brakes


- Forward Controls
- Footpegs
- Accessories

- Hubs
- Axles
- Wheels
- Accessories

- Lighting
- License Plate Mounts
- Accessories

- Electrical
- Accessories

- Miscellaneous



Thunder Heart 4 Piston Brake Caliper



43103 SOLD EACH
Fits Wide Glide applications from 1984 thru 1999. **Fully polished** 4 piston billet brake caliper.

43156 SOLD EACH
Fits Wide Glide applications from 1984 thru 1999. **Beautifully chrome plated** 4 piston billet brake caliper.

43157 SOLD IN PAIRS
Fits Wide Glide applications from 2000 to present. **Beautifully chrome plated** 4 piston billet brake caliper.

43115 SOLD IN PAIRS
Replacement brake pads only.

Thunder Heart U.S.A. made 4 piston calipers, either fully polished or chrome plated billet and assembled using stainless steel fasteners from the back side of the caliper for a clear custom look. Bolts directly onto the stock front forks.

Thunder Heart Performance has produced over 100,000 high quality brake calipers since the start of the company; many of these have been private labeled for most of the custom O.E manufacturers. In this field of quality manufacturers our calipers have met or exceeded many quality standards, passing DOT and other mandated testing. Thunder Heart's caliper design and test procedures were developed and are supported by over 50 combined years of hydraulic systems expertise. Thunder Heart Performance performs a leak down test on 100% of the calipers manufactured, to insure that every caliper shipped meets the highest standards of quality and performance in the motorcycle industry. Every caliper must pass a second test; pulling a vacuum on the caliper assembly sealing components, only then will it be shipped. This test was initiated as another quality / safety test with an added benefit: ease of assembly (due to the pistons being retracted in their bores). Following our established test parameters has allowed Thunder Heart to maintain a zero % failure rate.

Thunder Heart 6 Piston Brake Calipers



43101 SOLD EACH
Polished left side brake caliper, fits stock front forks and custom applications.

43102 SOLD EACH
Polished right side brake caliper, fits stock front forks and custom applications.

43158 SOLD EACH
Beautifully chrome plated left side brake caliper, fits stock front forks and custom applications.

U.S.A. made Thunder Heart fully polished or chrome plated billet 6 piston brake calipers, bolt directly onto the stock front forks. These calipers feature the same great design of our 4 piston calipers but give you serious stopping power due to the increase brake pad area.

Thunder Heart 4 Piston Brake Caliper



43100 SOLD EACH
Fits custom applications, **polished caliper only**.

43104 SOLD EACH
Polished caliper bracket for single front disc applications.

43105 SOLD EACH
Polished caliper bracket for FXST rear disc applications with 3/4" axles.

43111 SOLD EACH
Polished caliper bracket for FXST rear disc applications with 1" axles.

43155 SOLD EACH
Fits custom applications, **chrome plated caliper only**.

43154 SOLD EACH
Chrome caliper bracket for single front disc applications.

43152 SOLD EACH
Chrome caliper bracket for FXST rear disc applications with 3/4" axles.

43153 SOLD EACH
Chrome caliper bracket for FXST rear disc applications with 1" axles.

43114 SOLD IN PAIRS
Replacement brake pads only.

Thunder Heart U.S.A. made 4 piston caliper, either fully polished or chrome plated billet and assembled using stainless steel fasteners from the back side of the caliper for a clear custom look.



- Inlet
- Exhaust

- Frames
- Accessories
- Kickstands

- Front Ends

- Gas Tanks
- Accessories

- Dash
- Instruments

- Oil Tanks
- Accessories

- Fenders

- Engine
- Accessories

- Clutch
- Transmission
- Drive Line

- Handlebar
- Controls

- Brakes

- Forward Controls
- Footpegs
- Accessories

- Hubs
- Axles
- Wheels
- Accessories

- Lighting
- License Plate Mounts
- Accessories

- Electrical
- Accessories

- Miscellaneous

- Inlet
- Exhaust

Front Left Brake Caliper



43122 SOLD EACH
 Replaces 44395-00
 Fits Softail and Dyna models from 2000 onwards (except FXSTS, FLSTS & FLSTSC) and XL models from 2000 thru 2003 with single disc front brakes.

Nicely chrome plated front left brake caliper including brake pads (44082-00A) for single disc front brakes. Adds a touch of chrome to compliment chrome wheels, forks and brake rotors.

Softail Wide Tire Rear Brake Caliper



43124 SOLD EACH
 Replaces 44414-01A
 Fits Softail models from 2000 thru 2002 and FXSTD models from 2000 onwards with wide tire kits.

Nicely chrome plated rear brake caliper including brake pads (44082-00A) for Softail models with wide tires. Adds a touch of chrome to compliment custom wheels and brake rotors.

XL Rear Brake Caliper



43126 SOLD EACH
 Replaces 40925-00
 Fits XL models from 2000 onwards.

Nicely chrome plated rear brake caliper including brake pads (44082-00A). Adds a touch of chrome to compliment chrome wheels and brake rotors.

- Frames
- Accessories
- Kickstands

- Front Ends

- Gas Tanks
- Accessories

- Dash
- Instruments

- Oil Tanks
- Accessories

- Fenders

- Engine
- Accessories

Front Right Brake Caliper



43123 SOLD EACH
 Replaces 44023-00
 Fits XL1200S, FXDX, FXDXI & FLT models from 2000 onwards with single disc front brakes.

Nicely chrome plated front right brake caliper including brake pads (44082-00A) for single disc front brakes. Adds a touch of chrome to compliment chrome wheels, forks and brake rotors.


FXD Rear Brake Caliper



43125 SOLD EACH
 Replaces 44017-00A
 Fits all Dyna models from 2000 onwards.

Nicely chrome plated rear brake caliper including brake pads (44082-00A). Adds a touch of chrome to compliment custom wheels and brake rotors.

Late Model Rear Caliper



43003 SOLD EACH
 Replaces 44050-87
 Fits all Sportster, FXR, Dyna Glide and Softail models from 1987 to 1999.

Nicely chrome plated rear brake caliper, comes with brake pads (PT# 42023) and can be used as a direct replacement for the OEM caliper.

42023 SOLD EACH
 Replaces 44209-87
 Fits XL, FXR & Softail models from 1987 thru 1999 and Dyna Glide models from 1991 thru 1999.

Replacement rear brake pads.

- Clutch
- Transmission
- Drive Line

- Handlebar
- Controls

- Brakes

- Forward Controls
- Footpegs
- Accessories

- Hubs
- Axles
- Wheels
- Accessories

- Lighting
- License Plate Mounts
- Accessories

- Electrical
- Accessories

- Miscellaneous

Late Model Front Caliper



43005 SOLD EACH
Fits left side single rotor models from 1984 to 1999 except 4 speed FL and FXST models.

Chrome plated left side front brake caliper.

43006 SOLD EACH
Fits right side dual rotor models from 1984 to 1999.

Chrome plated right side front brake caliper for converting single front rotor to dual rotor.

43004 SOLD IN PAIRS
Fits dual rotor models from 1984 to 1999 and 1983 XR 1000 models.

Chrome plated dual front brake caliper kit.

These bolt on calipers are made from machined aluminum castings and have a beautiful chrome finish. They come with brake pads and mounting hardware.

Stainless 10 & 12mm Banjo Bolts



Front and Rear Brake Caliper kit



43187 SOLD AS KIT
Fits custom applications with Springer front ends and Rigid or Softail style frames that use a 1984 thru 1999 Softail style brake tab.

If you want the calipers to match on your "Bobber" project, this is the kit for you. These 4 piston front and rear calipers are nicely chrome plated to look good and stop good.

Springer Front Brake Caliper kit



43186 SOLD AS KIT
Fits our Springer front ends PT#62176 thru 62181

Nicely chrome plated 4 piston caliper kit including hanger bracket, spacers, and brake stay rod.

05504 SOLD AS SET
Fits custom applications.
Polished stainless steel 3/8" - 24 (10mm) Banjo bolts.

05505 SOLD AS SET
Fits custom applications.
Polished stainless steel 7/16" - 24 (12mm) Banjo bolts.

Give your brake lines a smooth new look with Diamond Engineering's polished stainless steel Banjo bolts. Both sizes have reduced wrenching and a lower profile head for a cleaner look. Additionally the edge of the flange has a radius to match the contour of the Harley-Davidson Banjo fitting. For performance the threads are rolled for greater strength and durability.

- Inlet
- Exhaust

- Frames
- Accessories
- Kickstands

- Front Ends

- Gas Tanks
- Accessories

- Dash
- Instruments

- Oil Tanks
- Accessories

- Fenders

- Engine
- Accessories

- Clutch
- Transmission
- Drive Line

- Handlebar
- Controls

- Brakes

- Forward Controls
- Footpegs
- Accessories

- Hubs
- Axles
- Wheels
- Accessories

- Lighting
- License Plate Mounts
- Accessories

- Electrical
- Accessories

- Miscellaneous

- Inlet
- Exhaust
- Frames
- Accessories
- Kickstands
- Front Ends
- Gas Tanks
- Accessories
- Dash
- Instruments
- Oil Tanks
- Accessories
- Fenders
- Engine
- Accessories
- Clutch
- Transmission
- Drive Line
- Handlebar
- Controls
- Brakes
- Forward Controls
- Footpegs
- Accessories
- Hubs
- Axles
- Wheels
- Accessories
- Lighting
- License Plate Mounts
- Accessories
- Electrical
- Accessories
- Miscellaneous

Front and Rear Kevlar Brake Shoes



42082 SOLD IN PAIRS
 Replaces 44401-49TB
 Fits **front drums** on Sportster and K models from 1954 thru 1963 and FL models from 1949 thru 1971. Fits **rear drums** on Sportster and K models from 1954 thru 1978.

Asbestos free Kevlar brake shoes.

Brake Caliper Rebuild kit



43113 SOLD AS KIT
 4 piston caliper rebuild kit (excluding pistons).

Rear Brake Shoes



42017 SOLD IN PAIRS
 Replaces 41801-63
 Fits Big Twin models 1963 to 1972.
 Rear brake shoes with Kelvar linings.

Rear Brake Drums with Sprocket



43036 SOLD EACH
 Replaces 41401-52
 Fits Sportster models 1954 to 1978.

43037 SOLD EACH
 Replaces 41400-63
 Fits Big Twin models 1963 to 1966.

Chrome plated rear brake drums with sprocket. Machined after plating for a good braking surface.

Custom Rigid Frame Rear Caliper Mount



43148 SOLD EACH
 Chrome Caliper bracket, fits custom Rigid frames with 1" rear axle diameter.

43149 SOLD EACH
 Polished Caliper bracket, fits custom Rigid frames with 1" rear axle diameter.

43150 SOLD EACH
 Chrome Caliper bracket, fits custom Rigid frames with 3/4" rear axle diameter.

43151 SOLD EACH
 Polished Caliper bracket, fits custom Rigid frames with 3/4" rear axle diameter.

These caliper brackets are just the ticket for mounting our Thunderheart 4 piston calipers on custom rigid frame applications. These brackets are set-up to use 11" diameter rotors. Includes spacer and hardware for mounting caliper to the bracket.

Rear Caliper Brackets




43001 SOLD EACH
 Replaces 44207-87
 Fits Softail models late 1987 to 1999.

43002 SOLD EACH
 Replaces 44204-90
 Fits Dyna models 1990 to 1999.

Beautifully chromed cast aluminum rear caliper brackets, to add a nice highlight to the appearance of your rear brake. For Kelsey Hayes type rear calipers.

Steel Brake Rotors



42002 SOLD EACH

Replaces 41806-72B
Fits FL models 1972 to 1978 front & rear, FX models 1972 to 1978 rear and FX models 1973 front single rotor.

Drilled high quality heat treated steel front & rear brake rotor, precision ground for trueness. Compatible with all types of brake pad including sintered metal. Rotor has a 10" outer diameter, 2" inner diameter and 3/8" counterbore mounting holes.

42001 SOLD EACH

Replaces 44137-77A
Fits front dual rotor FX, FXR & Sportster models 1977 to 1983.

Drilled high quality heat treated steel front brake rotor, precision ground for trueness. Compatible with all types of brake pad including sintered metal. Rotor has a 10" outer diameter, 2-13/32" inner diameter and 5/16" countersunk mounting holes.

42003 SOLD EACH

Replaces 41791-79A
Fits FX & Softail models 1981 to 1999, Sportster models 1979 to Present and FXR models 1982 to present rear brakes.

Note : 1992-1999 models must use 1981-1991 countersunk bolts (not included)

Drilled high quality heat treated steel rear brake rotor, precision ground for trueness. Compatible with all types of brake pad including sintered metal. Rotor has a 11.5" outer diameter, 2" inner diameter and 3/8" countersunk mounting holes.

42004 SOLD EACH

Replaces 44136-84A
Fits single or dual applications on all models 1984 to 1999.

Drilled high quality heat treated steel front & rear brake rotor, precision ground for trueness. Compatible with all types of brake pad including sintered metal. Rotor has a 11.5" outer diameter, 2" inner diameter and 5/16" counterbore mounting holes.

Stainless Steel Brake Rotors



42014 SOLD EACH

Replaces 41806-72B
Fits FL models 1972 to 1978 front & rear, FX models 1972 to 1978 rear and FX models 1973 front single rotor.

Drilled mirror polished stainless steel front & rear brake rotor. Rotor has a 10" outer diameter, 2" inner diameter and 3/8" counterbore mounting holes.

42015 SOLD EACH

Replaces 41807-74
Fits Sportster & FX models 1974 to 1977 with front single rotor.

Drilled mirror polished stainless steel front brake rotor. Rotor has a 11.5" outer diameter, 5 bolt special center hole and 1/4" countersunk mounting holes.

42013 SOLD EACH

Replaces 44137-77A
Fits front dual rotor FX, FXR & Sportster models 1977 to 1983.

Drilled mirror polished stainless steel front brake rotor. Rotor has a 10" outer diameter, 2-13/32" inner diameter and 5/16" countersunk mounting holes.

42016 SOLD EACH

Replaces 44136-84A
Fits single or dual applications on all models 1984 to 1999.

Drilled mirror polished stainless steel front brake rotor. Rotor has a 11.5" outer diameter, 2" inner diameter and 5/16" counterbore mounting holes.

42048 SOLD EACH

Replaces 41791-79A
Fits all FX and Softail models from 1981 thru 1999, Sportster models from 1979 onwards and FXR models from 1982 onwards.

Drilled mirror polished stainless steel rear brake rotor. Rotor has an 11.5" outer diameter, 2" inner diameter and 3/8" countersunk mounting holes.

All brake rotors are made from mirror polished 420 stainless steel, induction hardened with a 12 - 14% chrome content and precision ground for trueness. Compatible with all types of brake pad including sintered metal.

- Inlet
- Exhaust

- Frames
- Accessories
- Kickstands

- Front Ends

- Gas Tanks
- Accessories

- Dash
- Instruments

- Oil Tanks
- Accessories

- Fenders

- Engine
- Accessories

- Clutch
- Transmission
- Drive Line

- Handlebar
- Controls

- Brakes

- Forward Controls
- Footpegs
- Accessories

- Hubs
- Axles
- Wheels
- Accessories

- Lighting
- License Plate Mounts
- Accessories


- Electrical
- Accessories

- Miscellaneous

- Inlet
- Exhaust
- Frames
- Accessories
- Kickstands
- Front Ends
- Gas Tanks
- Accessories
- Dash
- Instruments
- Oil Tanks
- Accessories
- Fenders
- Engine
- Accessories
- Clutch
- Transmission
- Drive Line
- Handlebar
- Controls
- Brakes
- Forward Controls
- Footpegs
- Accessories
- Hubs
- Axles
- Wheels
- Accessories
- Lighting
- License Plate Mounts
- Accessories
- Electrical
- Accessories
- Miscellaneous

Mirror Polished Stainless Steel Rotors for 2000 to Present Models

NEW



42080 SOLD EACH
 Replaces 44156-00, 44260-00 and 44136-00
 Fits **front single and dual disc** 2000 to present models except 2006 Dyna models and V-Rods.

Disc has 11-1/2" outer diameter, 2-3/16" center hole for 2000 up hub and 5/16" counter bore mounting holes.

42081 SOLD EACH
 Replaces 41797-00
 Fits **rear** on 2000 to present models except 2006 Dyna models and V-Rods.


Disc has 11-1/2" outer diameter, 2-3/16" center hole for 2000 up hub and 3/8" counter bore mounting holes.

Mirror polished brake rotors made of chromium alloy Stainless Steel. Precision ground for trueness and surface induction hardened with a 12-14% chrome content for superior wear characteristics on full standard AISI #420 Stainless Steel plate. Rotors are compatible with all types of disc brake pads including sintered metal.

Blade Rotor



Twin Cam Brake Rotors



42019 SOLD EACH
 Replaces 44260-00, 44156-00 & 44136-00
 Fits Twin Cam models from 2000 to 2002.

Mirror polished fully floating stainless steel **FRONT** brake rotor. Surface induction hardened with a 12 to 14% chrome content for better wear characteristics and heat treated to relieve stress. Will accept all brake pads including sintered metal ones.

42018 SOLD EACH
 Replaces 41797-00
 Fits Twin Cam models from 2000 to 2002.

Mirror polished fully floating stainless steel **REAR** brake rotor. Surface induction hardened with a 12 to 14% chrome content for better wear characteristics and heat treated to relieve stress. Will accept all brake pads including sintered metal ones.

Polished Blade Rotor

Fits custom and Harley applications, rotors are all made from 420J2 stainless steel.

42026 SOLD EACH
 Mirror polished **front** Brake rotor to match Blade wheel.

42047 SOLD EACH
 Mirror polished **rear** Brake rotor to match Blade wheel.

FLT Rear Brake Rotor



42022 SOLD EACH
 Replaces 40936-86A
 Fits FLT models from 1986 to 1999.

Unpolished stainless steel drilled rear brake rotor. Surface induction hardened with a 12 to 14% chrome content for better wear characteristics and heat treated to relieve stress. Will accept all brake pads including sintered metal ones.

Recluse Rotor



Polished Recluse Rotor

Fits custom and Harley applications, rotors are all made from 420J2 stainless steel.

42024 SOLD EACH
 Mirror polished **front** Brake rotor to match Recluse wheel.

42025 SOLD EACH
 Mirror polished **rear** Brake rotor to match Recluse wheel.

Polished Stainless Directional Revolution Brake Rotors



42005 SOLD EACH

Replaces 44136-84A
Fits single dual rotor front brake 1984 to 1999.

Directional left front brake rotor. Rotor has a 11.5" outer diameter, 2" inner diameter and 5/16" counterbore mounting holes.

42007 SOLD EACH

Replaces 44136-84A
Fits single dual rotor front brake 1984 to 1999.

Directional right front brake rotor. Rotor has a 11.5" outer diameter, 2" inner diameter and 5/16" counterbore mounting holes.

42006 SOLD EACH

Replaces 41791-79A
Fits FX & Softail models 1981 to 1991, Sportster models 1979 to 1991 and FXR models 1982 to 1991 rear brakes.

Directional right rear brake rotor. Rotor has a 11.5" outer diameter, 2" inner diameter and 3/8" countersunk mounting holes.

42009 SOLD EACH

Replaces 41791-79A
Fits FX & Softail models 1981 to 1991, Sportster models 1979 to 1991 and FXR models 1982 to 1991 rear brakes.

Directional left rear brake rotor. Rotor has a 11.5" outer diameter, 2" inner diameter and 3/8" countersunk mounting holes.

42008 SOLD EACH

Replaces 41789-92
Fits rear Sportster & Big Twin models from 1992 to 1999 except FLT, FLHT and FLHS.

Directional right rear brake rotor. Rotor has a 11.5" outer diameter, 2" inner diameter and 3/8" counterbore mounting holes.

42010 SOLD EACH

Replaces 41789-92
Fits rear Sportster & Big Twin models from 1992 to 1999 except FLT, FLHT and FLHS.

Directional left rear brake rotor. Rotor has a 11.5" outer diameter, 2" inner diameter and 3/8" counterbore mounting holes.

All brake rotors are made from 420 stainless steel, induction hardened with a 12 - 14% chrome content and precision ground for trueness. Compatible with all types of brake pad including sintered metal.

Fully Floating Polished Stainless Steel Rotors



42011 SOLD EACH

Replaces 44136-84A
Fits front single or dual rotor models from 1984 to 1999.

Right side front brake rotor. Rotor has a 11.5" outer diameter, 2" inner diameter and 5/16" counterbore mounting holes.

42012 SOLD EACH

Replaces 44136-84A
Fits front single or dual rotor models from 1984 to 1999.

Left side front brake rotor. Rotor has a 11.5" outer diameter, 2" inner diameter and 5/16" counterbore mounting holes.

These light weight fully floating stainless steel rotors provide smooth braking while allowing the rotor to expand without distortion, even under extreme braking conditions.

Brake Rod Clevis, Clevis Pin and Brake Plunger



43040 SOLD EACH

Replaces 42273-30
Fits 45 models 1935 to 1972, Big Twin models 1937 to 1957 and Servicars 1934 to 1950.

Chrome plated long rear brake rod clevis.

43041 SOLD EACH

Replaces 42333-70
Fits FL & FLH models 1970 to 1979.

Chrome plated short brake master cylinder plunger.

43039 SOLD EACH

Replaces 42269-30
Fits all models 1930 to Present.

Brake rod clevis pin.

- Inlet
- Exhaust
- Frames
- Accessories
- Kickstands
- Front Ends
- Gas Tanks
- Accessories
- Dash
- Instruments
- Oil Tanks
- Accessories
- Fenders
- Engine
- Accessories
- Clutch
- Transmission
- Drive Line
- Handlebar
- Controls
- Brakes
- Forward Controls
- Footpegs
- Accessories
- Hubs
- Axles
- Wheels
- Accessories
- Lighting
- License Plate Mounts
- Accessories
- Electrical
- Accessories
- Miscellaneous

- Inlet
- Exhaust

- Frames
- Accessories
- Kickstands

- Front Ends

- Gas Tanks
- Accessories

- Dash
- Instruments

- Oil Tanks
- Accessories

- Fenders

- Engine
- Accessories

- Clutch
- Transmission
- Drive Line

- Handlebar
- Controls

- Brakes

- Forward Controls
- Footpegs
- Accessories

- Hubs
- Axles
- Wheels
- Accessories

- Lighting
- License Plate Mounts
- Accessories

- Electrical
- Accessories

- Miscellaneous

Stainless Front & Rear Brake Caliper Bolts & Pad Pins



05513 SOLD AS SET
Fits all models (except Springer models) from 2000 thru 2007.

Polished stainless steel **front brake** caliper bolts and pad pins.

05514 SOLD AS SET
Fits all models (except Softail and Springer models) from 2000 thru 2007.

Polished stainless steel **rear brake** caliper bolts and pad pins.

The ultimate in performance and looks is now available for your 2000 up calipers. The caliper mounting and bridge bolts have an increased wrenching size for a beefier look and more shine. They are manufactured from custom 450 stainless with rolled threads and heat treated to 180,000psi tensile. The pad pins are manufactured from 630 stainless with rolled threads and are heat treated to 185-190,000psi tensile.



Stainless Front Brake Caliper Mounting Bolts



05517 SOLD AS SET
Fits all models from 1984 thru 1999 and Springer models from 2000 thru 2007.

Polished stainless steel front brake caliper mounting bolts.

Stainless Softail Rear Brake Caliper Bolts and Pad Pins



05515 SOLD AS SET
Fits Softail models from 2006 thru 2007.

Polished stainless steel **rear brake** caliper bolts and pad pins.

The ultimate in performance and looks is now available for your 2006 up rear calipers. The caliper mounting bolts have an increased wrenching size for a beefier look and more shine. They are manufactured from custom 450 stainless with rolled threads and heat treated to 180,000psi tensile.

Stainless Rear Brake Caliper Pad Pins



05516 SOLD AS SET
Fits all models (except Springer models) from 2000 thru 2007.

Polished stainless steel Rear brake caliper Pad Pins.

Stainless Front & Rear Brake Rotor Bolts



05518 SOLD AS SET
Fits all models from 1984 thru 2007 except Narrow Glide models, FXDLI, FXDI and FXDCI 2006 with cast wheels.

Polished stainless steel **front brake** rotor bolts.

05525 SOLD AS SET
Fits all Narrow Glide models from 1984 thru 2007.

Polished stainless steel **front brake** rotor bolts.

05519 SOLD AS SET
Fits all models from 1992 thru 2007.

Polished stainless steel **rear brake** rotor bolts.

Simply the coolest and strongest brake rotor bolts you can buy. Custom 450 stainless, heat treated to 180,000psi tensile. 20% stronger than grade 8. UNJ3A threads rolled after heat treating. Hand polished to a mirror finish, 100% made in America.

Chrome Brake Disc hardware Kits



Brake Caliper Hardware



05301 SOLD AS KIT
 Replaces 44473-02A
 Fits Big Twin models from 2000 to present
 and XL models from 2000 thru 2003.

Nicely chromed brake caliper hardware kit.

- Inlet
- Exhaust

- Frames
- Accessories
- Kickstands

- Front Ends

- Gas Tanks
- Accessories

- Dash
- Instruments

- Oil Tanks
- Accessories

- Fenders

- Engine
- Accessories

- Clutch
- Transmission
- Drive Line

- Handlebar
- Controls

- Brakes

- Forward Controls
- Footpegs
- Accessories

- Hubs
- Axles
- Wheels
- Accessories

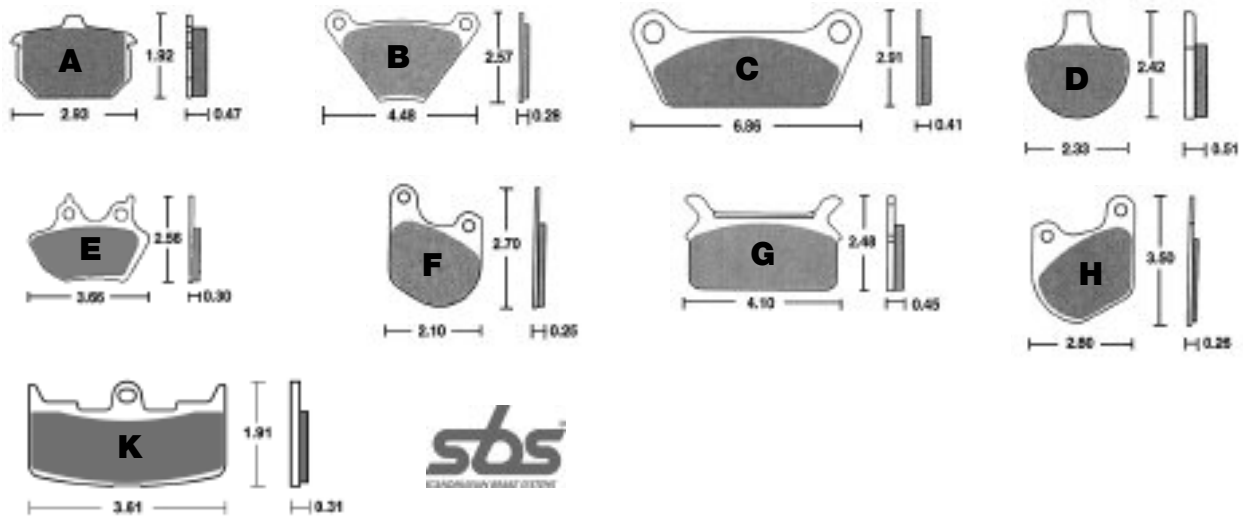
- Lighting
- License Plate Mounts
- Accessories

- Electrical
- Accessories

- Miscellaneous

PT#	OEM#	Kit Description	Models & Years	Size	Bolt Head
05026	41191-74	Rotor to Spoked Front Hub	1974 thru 1978 XL, 1974 thru 1977 Big Twins	1/4-20 x 5/8"	Flat Head
05027	43567-92	Rotor to Cast Wheel Rear Hub	1992 onwards Big Twins	3/8-16 x 1.00"	Torx Head
05028	43567-79	Rotor to Rear Hub	1981 thru 1991 Big Twins	3/8-16 x 1.25"	Flat Head
05029	3680	Rotor to Dual Rotor Front Hub 10 bolts for 2 rotors	1978 thru 1982 FX & XL	5/16-18 x 7/8"	Flat Head
05030	41198-73 7778	Rotor to Rear Hub thin hex head bolts & nuts	1973 thru 1980 FL & 1973 thru 1974 FX & XL	3/8-16 x 1.00"	Hex Head
05031	43567-79 7778	Rotor to Rear Wheel Hub - 10 pcs	1979 onwards XL	3/8-16 x 1.25"	Flat Head
05032	1643	Rotor to Rear Wheel Hub	1980 thru 1981 FLT	3/8-16 x 1.00"	Flat Head
05033	3680	Rotor to Dual Rotor Spoked Front Hub - 10 pcs	1977 thru 1983 XL & FX	5/16-18 x 1-3/8"	Flat Head
05034	3680 3655	Rotor to Single Rotor Front Hub 10 pcs	1978 thru 1983 FXWG	5/16-18 x 7/8"	Flat Head
05035	43567-79	Rotor to Cast Wheel Rear Hub	1978 thru 1991 Big Twins	3/8-16 x 1.25"	Flat Head
05036	3680	Rotor to Dual Rotor Cast Wheel Front Hub 10 bolts for 2 rotors	78 thru 83 FX, 82 thru 83 FXR, 77 thru 83 XL	5/16-18 x 7/8"	Flat Head
05037	43567-92	Rotor to Spoked Wheel Rear Hub	1992 onwards Big Twins (except FLH)	3/8-16 x 1.00"	Torx Head
05038	1642	Rotor to Rear Hub	1982 thru 1985 FLT & FLHT	7/16-14 x 1-3/4"	Flat Head
05039	3655	Rotor to Cast Wheel Front Hub	1984 onwards FX, FXR, FLT & XL	5/16-18 x 7/8"	Torx Head
05040	1642	Rotor to Cast / Spoked Wheel Rear Hub - 10 pcs	1979 onwards FX & XL, 1981 thru 1984 FL	7/16-14 x 1-3/4"	Flat Head
05041	3655 7739	Rotor to Spoked Wheel Front Hub	1984 onwards FXST & FXWG	5/16-18 x 7/8"	Flat Head
05042	43567-79 7778	Rotor to Spoked Wheel Rear Hub	81 thru 91 FX & FXR, 84 thru 91 FXST & FLST	3/8-16 x 1.25"	Flat Head & Nuts

SBS Ceramic Brake Pads



These SBS brake pads use the latest **ceramic compounds** for general purpose street applications and are asbestos / lead free. Commuters and touring riders will appreciate ceramic's long life, dependability and excellent overall performance in both wet and dry conditions. The specially developed "UCT" (Unified Composite Technology) blending process, provides a consistent friction fibre blend and composition. SBS is designed to be easy on OEM rotors while still providing excellent all - weather stopping power.

Note : Ceramic materials can be used for calipers originally equipped with sintered metal brake pads. **HF Ceramic materials** are for front pad applications and **LF Ceramic materials** are for rear pad applications.

42050 SOLD AS SET
Replaces 44005-74, 44005-78, 44135-74 & 44135-78
Fits **front** FL & FX models from 1978 thru 1984 and 1973 XLCH models. **Type B** - HF material

42051 SOLD AS SET
Replaces 44005-74, 44005-78, 44135-74 & 44135-78
Fits **rear** FL & FX models from 1974 thru 1984.
Type B - LF material

42052 SOLD AS SET
Replaces 44032-77 & 44032-79
Fits **front** Big Twin and XL models from 1978 thru 1983 and some 1984 thru 1985 models using a 10" front rotor.
Type F - HF material

42053 SOLD AS SET
Replaces 44209-82 & 44209-82A
Fits **rear** Big Twin and XL models from 1982 thru 1987.
Type A - LF material

42054 SOLD AS SET
Replaces 43957-80
Fits **rear** Big Twin models from 1980 thru 1985.
Type C - LF material

42055 SOLD AS SET
Replaces 44063-83C
Fits **front** FX models 1984 thru 1986, Softail, FXR, FLT, FLHT, FLHR & XL models 1984 thru 1999, Dyna models 1991 thru 1999, FXSTS & FLSTS models 2000 to present.
Type D - HF material

42057 SOLD AS SET
Replaces 43957-86, 43957-86A, 43957-86B & 43957-86C
Fits **rear** FL models from 1986 thru 1999.
Type G - LF material

42058 SOLD AS SET
Replaces 44082-00 and 44442-00A
Fits **front** Softail, Dyna & Touring models 2000 to present (except FXSTS & FLSTS Springer), XL models 2000 thru 2003 & VRSC models from 2000 thru 2005.
Type E - HF material

42060 SOLD AS SET
Replaces 44082-00 and 44442-00A
Fits **rear** Softail, Dyna & Touring models 2000 to present (except FXSTS, FLST, FXSTB & FLSTFSE2 from 2006 onwards), XL models 2000 thru 2003 & VRSC models from 2000 thru 2005. **Type E** - LF material

42062 SOLD AS SET
Replaces H0300-2AB
Fits **front** Buell models from 2002 thru 2004.
Type K - HF material

42067 SOLD AS SET
Replaces 43395-80
Fits **rear** Sportster models from 1979 thru 1981.
Type H - LF material

- Inlet
- Exhaust

- Frames
- Accessories
- Kickstands

- Front Ends

- Gas Tanks
- Accessories

- Dash
- Instruments

- Oil Tanks
- Accessories

- Fenders

- Engine
- Accessories

- Clutch
- Transmission
- Drive Line

- Handlebar
- Controls

- Brakes

- Forward Controls
- Footpegs
- Accessories

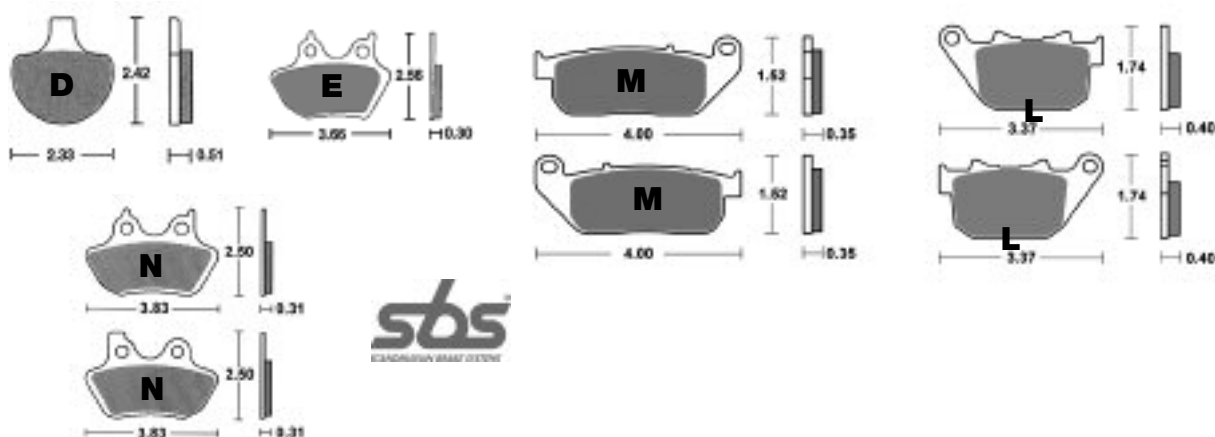
- Hubs
- Axles
- Wheels
- Accessories

- Lighting
- License Plate Mounts
- Accessories

- Electrical
- Accessories

- Miscellaneous

SBS Sintered Brake Pads



These SBS brake pads use **STREETexcel sinter compounds** designed for all late model bikes. These compounds utilize advanced sintered process technology. They have been designed for high performance use where stopping smoothly and quickly is of utmost importance. The formulation also allows for quick cooldown, and minimum to no fading. The specially developed "UCT" (Unified Composite Technology) blending process, provides a consistent friction fibre blend and composition. SBS **STREETexcel sinter** brake pads have been designed to combine maximum friction inducement with minimal rotor wear.

Note : **HS Sintered materials** are for front pad applications and **LS Sintered materials** are for rear pad applications.

Warning : **NEVER** use sintered brake pads in calipers originally equipped with NON SINTERED brake pads.

42056 SOLD AS SET

Replaces 44063-83C

Fits **front** FX models 1984 thru 1986, Softail, FXR, FLT, FLHT, FLHR & XL models 1984 thru 1999, Dyna models 1991 thru 1999, FXSTS & FLSTS models 2000 to present.

Type D - HS material

42059 SOLD AS SET

Replaces 44082-00 and 44442-00A

Fits **front** Softail, Dyna & Touring models 2000 thru 2004 (except FXSTS & FLSTS Springer), XL models 2000 thru 2003 & VRSC models from 2000 thru 2005.

Type E - HS material

42061 SOLD AS SET

Replaces 44082-00 and 44442-00A

Fits **rear** Softail, Dyna & Touring models 2000 thru 2004 (except FXSTS, FLST, FXSTB & FLSTFSE2 from 2006 onwards), XL models 2000 thru 2003 & VRSC models from 2000 thru 2005. **Type E** - LS material

42063 SOLD AS SET

Replaces 42831-04

Fits **front** XL models from 2004 to present.

Type M - HS material

42064 SOLD AS SET

Replaces 42836-04

Fits **rear** XL models from 2004 to present.

Type L - LS material

42065 SOLD AS SET

Replaces 44082-00C

Fits **front** Softail, Dyna & Touring models 2005 to present (except FXSTS & FLSTS), XL models 2000 thru 2003 & VRSC models from 2000 thru 2005. **Type N** - HS material

42066 SOLD AS SET

Replaces 44082-00C

Fits **rear** Softail, Dyna & Touring models 2005 to present (except FXSTS, FXST, FXSTB & FLSTFSE2 from 2006 onwards), XL models 2000 thru 2003 & VRSC models from 2000 thru 2005. **Type N** - LS material

- Inlet
- Exhaust

- Frames
- Accessories
- Kickstands

- Front Ends

- Gas Tanks
- Accessories

- Dash
- Instruments

- Oil Tanks
- Accessories

- Fenders

- Engine
- Accessories

- Clutch
- Transmission
- Drive Line

- Handlebar
- Controls

- Brakes

- Forward Controls
- Footpegs
- Accessories

- Hubs
- Axles
- Wheels
- Accessories

- Lighting
- License Plate Mounts
- Accessories

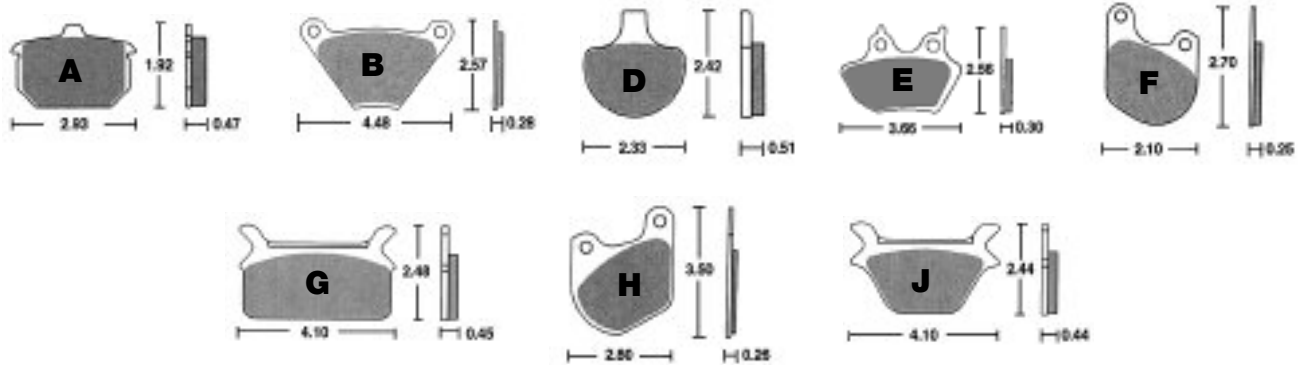
- Electrical
- Accessories

- Miscellaneous

- Inlet
- Exhaust

Kevlar Brake Pads

- Frames
- Accessories
- Kickstands



- Front Ends

- Gas Tanks
- Accessories

- Dash
- Instruments

42070 SOLD AS SET
Replaces 44209-82
Fits **rear** of all models from 1982 thru early 1987 except FLH and FLHT.
Type A

42071 SOLD AS SET
Replaces 44005-78 & 44134-74
Fits **front** FL models from 1973 thru 1984, **front** FX / XL models 1973, **rear** of FL models from 1972 thru 1980, **rear** of FX models from 1972 thru 1983.
Type B

42072 SOLD AS SET
Replaces 44209-87A & 44213-87
Fits **rear** of all models from 1987 thru 1999 except FLHS, FLT and FLHT.
Type J

42073 SOLD AS SET
Replaces 44063-83
Fits **front** of all models from 1984 thru 1999 with single or dual rotors and all **front** Springer models 1988 to present.
Type D

42074 SOLD AS SET
Replaces 44082-00
Fits **front and rear** of all models from 2000 onwards except Springer models.
Type E

42075 SOLD AS SET
Replaces 44098-77
Fits **front** of Sportster, FX and FXR models with dual disc from 1977 thru 1983. **Type F**

42076 SOLD AS SET
Replaces 43957-86C
Fits **rear** of FLT, FLHS and FLHT models from 1986 thru 1999. **Type G**

42077 SOLD AS SET
Replaces 44099-77
Fits **front** of FLT models from 1980 thru 1983 and rear of Sportster models 1977 thru 1981. **Type H**

- Oil Tanks
- Accessories

- Fenders

- Engine
- Accessories

- Clutch
- Transmission
- Drive Line

- Handlebar
- Controls

Rear Brake Pads



42023 SOLD EACH
Replaces 44209-87
Fits XL, FXR & Softail models from 1987 thru 1999 and Dyna Glide models from 1991 thru 1999.

Replacement rear brake pads.

Thunder Heart Brake Pads



43114 SOLD AS SET
Replacement 4 piston brake pads for use on Thunder Heart 4 piston brake calipers.

Sintered Brake Pads



42078 SOLD AS SET
Replaces 44082-00
Fits **front and rear** of all models from 2000 onwards except Springer models.

- Brakes

- Forward Controls
- Footpegs
- Accessories


- Hubs
- Axles
- Wheels
- Accessories

- Lighting
- License Plate Mounts
- Accessories

- Electrical
- Accessories

- Miscellaneous

Kelsey Hayes Type Rear Master Cylinder



43018 SOLD EACH
Replaces 42453-80A
Fits Sportster models 1980 to 1981, FX models late 1979 to 1982 and FXE models 1983.

Nicely chromed Kelsey Hayes type rear master cylinder. Includes all internal components, dust cover and top cover.

43025 SOLD AS KIT
Replaces 42374-77B
Fits Kelsey Hayes type rear master cylinder on Sportster models 1979 to 1982, FL models late 1979 to 1984, FX models late 1979 to 1983 and FLT, FLHT models late 1979 to 1985.

Master cylinder rebuild kit for Kelsey Hayes type rear master cylinders. Kit includes all internal components necessary to rebuild the master cylinder.

Rear Master Cylinder for FX & FXR Models



43023 SOLD EACH
Replaces 42446-82A & 44470-82A
Fits FX models 1983 to early 1987 with remote brake reservoir except 1984 FXE models. Will also fit 1982 to early 1987 FXR models if plug on the rear is removed so that the stop light switch can be installed.

Nicely chromed complete rear master cylinder.

Late Model Rear Master Cylinder



43022 SOLD EACH
Replaces 42453-82A & 42454-82
Fits 5/8" bore rear master cylinder on Sportster models 1982 to early 1987 and Heritage softail models late 1986 to early 1987.

Beautifully chrome plated reproduction of the OEM rear master cylinder.

Ball Milled Custom Rear Master Cylinder



43060 SOLD EACH
Fits FL, FX and FXST type forward controls and custom applications.

This Kelsey-Hayes type 3/4" bore aluminum rear master cylinder features one blind hole and one through hole for mounting on Softail type forward controls. Master cylinder has a nicely chrome plated ball milled finish.

Master Cylinder Cap



43020 SOLD EACH
Replaces 41765-58
Fits Wagner Lockheed type rear master cylinders from 1958 to 1979.

Chrome Wagner Lockheed Type Rear Master Cylinder



43019 SOLD EACH
Replaces 41761-58
Fits FL models 1958 to 1972, FX models 1971 to 1972.

Show chromed Wagner Lockheed type rear master cylinder for drum brake applications.

43021 SOLD EACH
Replaces 41761-73
Fits FL & FX models 1973 to early 1979.

Show chromed Wagner Lockheed type rear master cylinder for brake rotor applications.

Ball Burnished Wagner Lockheed Type Rear Master Cylinder



43059 SOLD EACH
Replaces 41761-58
Fits FL models 1958 to 1972, FX models 1971 to 1972.

Ball burnished Wagner Lockheed type rear master cylinder for drum brake applications.

Master Cylinder Plunger



44091 SOLD EACH
Forward control brake master cylinder plunger.

- Inlet
- Exhaust

- Frames
- Accessories
- Kickstands

- Front Ends

- Gas Tanks
- Accessories

- Dash
- Instruments

- Oil Tanks
- Accessories

- Fenders

- Engine
- Accessories

- Clutch
- Transmission
- Drive Line

- Handlebar
- Controls

- Brakes

- Forward Controls
- Footpegs
- Accessories

- Hubs
- Axles
- Wheels
- Accessories

- Lighting
- License Plate Mounts
- Accessories

- Electrical
- Accessories

- Miscellaneous

- Inlet
- Exhaust

PRO System I Stainless Steel Braided Hose

- Frames
- Accessories
- Kickstands

- Front Ends

- Gas Tanks
- Accessories

- Dash
- Instruments

- Oil Tanks
- Accessories

- Fenders



43170 SOLD IN 10' ROLL
Clear Coat Pro System I
 -3 stainless steel braided hose.

43171 SOLD IN 10' ROLL
Smoke Tint Clear Coat Pro System I
 -3 stainless steel braided hose.

Engineered for the professional bike builder, Pro System 1 hose is a 308 stainless steel -3 braided hose specifically designed for high performance brake applications. It features a Teflon inner liner along with a clear coated exterior for abrasion resistance to painted surfaces. Maximum operation pressure is 2500 PSI. Available with clear coat or smoke tinted clear coat.

- Handlebar
- Controls

- Brakes

- Forward Controls
- Footpegs
- Accessories


- Hubs
- Axles
- Wheels
- Accessories

- Lighting
- License Plate Mounts
- Accessories

- Electrical
- Accessories

- Miscellaneous

PRO System I Fitting Assembly



- 1) Wrap tape tightly around hose where cut is to be made.
- 2) Using either a cut off wheel or fine tooth hack saw, cut hose to desired length.
- 3) With a sharp knife, trim back the clear coating approx. 1" from end of hose.
- 4) Disassemble the 3-piece adapter fitting.
- 5) Slide the tapered nut (taper first) over the hose.
- 6) Using a small screw driver, separate and open up the stainless braid from the Teflon inner liner.
- 7) Slip the brass ferrule (tapered end towards the hose) over the Teflon inner liner.
- 8) Lubricate barb with brake fluid and insert the barbed end of the fitting into the Teflon tube.
- 9) Draw up the tapered nut and tighten down.

Note : To re-use Compression fittings, you need a 5/16" Replacement Ferrule PT#43169

DOT 5 Brake Fluid



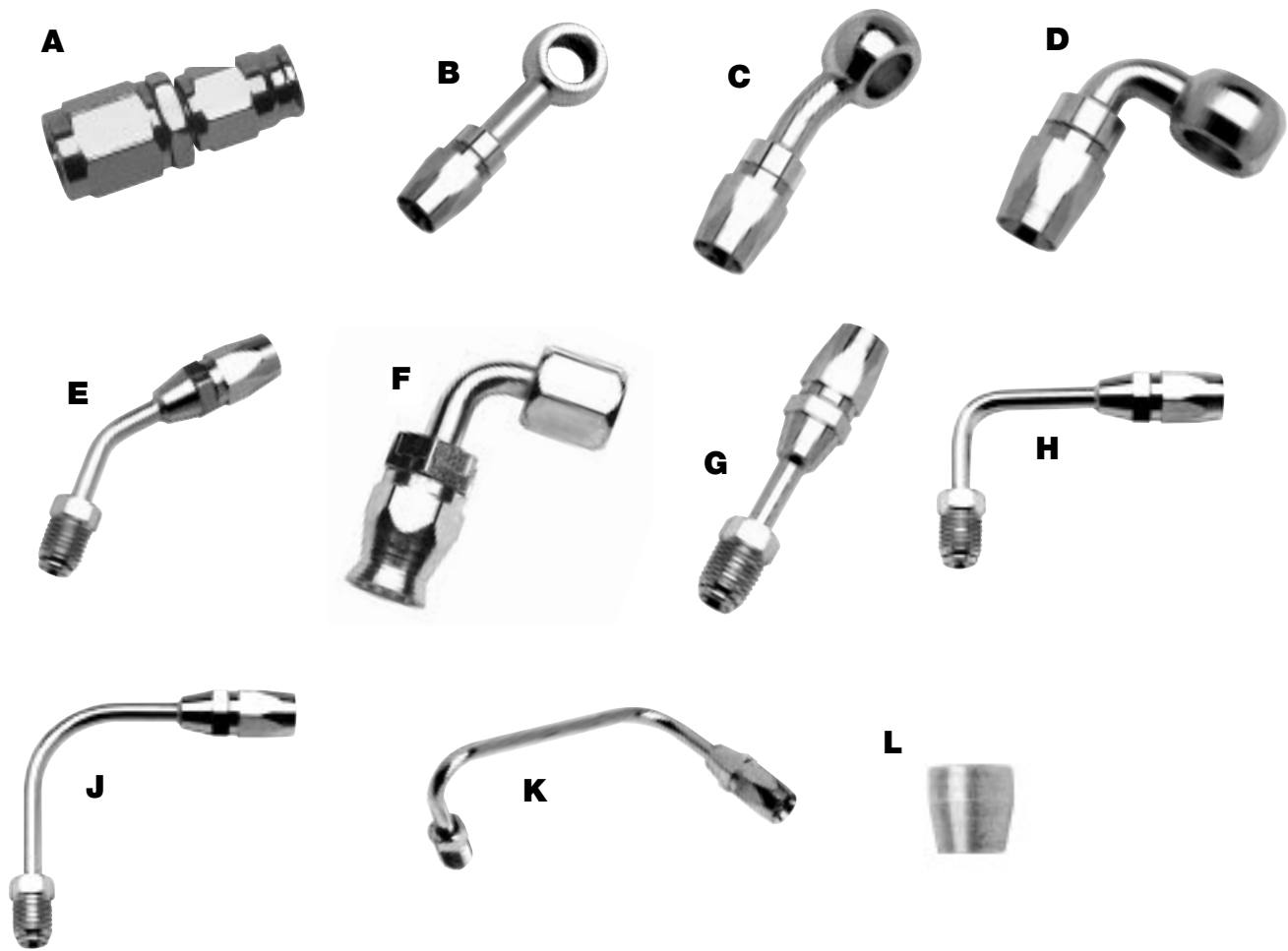
32002 SOLD EACH
 Russell's long life DOT 5 Silicone Brake Fluid is specifically developed for severe service and competition applications. Complies with Federal Motor Vehicle Safety Standard #116. It will not boil at temperatures up to 500°F. Russell Silicone Brake Fluid will not absorb moisture and is factory recommended for use with all Russell PowerFlex Hoses. Available in 12oz. bottles.

Do not mix with Non-DOT 5 Brake Fluid

Note : Best quantity price for buying a case of 12 each, this part cannot be shipped by air.



PRO System I Chrome Compression Fittings & Hose



The Pro System I chrome plated compression hose end fittings are designed to ensure a positive seal. Use in conjunction with the Pro System I braided hose for brake line connections between the master cylinder, junction block and caliper.

43159 SOLD EACH
-3 straight hose end. **Type A**

43160 SOLD EACH
3/8" (10mm) banjo straight. **Type B**

43176 SOLD EACH
7/16" (12mm) banjo straight. **Type B**

43161 SOLD EACH
3/8" (10mm) banjo. **Type C**

43177 SOLD EACH
7/16" (12mm) banjo. **Type C**

43162 SOLD EACH
3/8" (10mm) 90° banjo straight. **Type D**

43163 SOLD EACH
3/8"- 24 inverted flare with 45° end for rear caliper. **Type E**

43164 SOLD EACH
-3 90° hose end. **Type F**

43165 SOLD EACH
3/8"- 24 inverted flare straight end for rear caliper. **Type G**

43166 SOLD EACH
3/8"- 24 inverted flare with 90° end short junction block for caliper. **Type H**

43167 SOLD EACH
3/8"- 24 inverted flare with 90° end long junction block for caliper. **Type J**

43168 SOLD EACH
3/8"- 24 inverted flare 90° with 120° junction block to master cylinder. **Type K**

43169 SOLD PACK OF 10
-3 replacement ferrule. **Type L**

- Inlet
- Exhaust

- Frames
- Accessories
- Kickstands

- Front Ends

- Gas Tanks
- Accessories

- Dash
- Instruments

- Oil Tanks
- Accessories

- Fenders

- Engine
- Accessories

- Clutch
- Transmission
- Drive Line

- Handlebar
- Controls

- Brakes

- Forward Controls
- Footpegs
- Accessories

- Hubs
- Axles
- Wheels
- Accessories


- Lighting
- License Plate Mounts
- Accessories

- Electrical
- Accessories

- Miscellaneous

- Inlet
- Exhaust
- Frames
- Accessories
- Kickstands
- Front Ends
- Gas Tanks
- Accessories
- Dash
- Instruments
- Oil Tanks
- Accessories
- Fenders
- Engine
- Accessories
- Clutch
- Transmission
- Drive Line
- Handlebar
- Controls
- Brakes
- Forward Controls
- Footpegs
- Accessories
- Hubs
- Axles
- Wheels
- Accessories
- Lighting
- License Plate Mounts
- Accessories
- Electrical
- Accessories
- Miscellaneous

PRO System II Chrome Compression Fittings



The Pro System II chrome plated compression fittings are simple to assemble on the Pro System II nylon hose. Five choices are available for connections to the master cylinder and caliper.

43135 SOLD EACH
3/8" - 24 chrome male Pro System II compression fitting. **Type A**

43136 SOLD EACH
7/16" - 24 chrome male Pro System II compression fitting. **Type B**

43133 SOLD EACH
1/8" chrome male NPT Pro System II compression fitting. **Type C**

43134 SOLD EACH
90 degree 1/8" chrome male NPT Pro System II compression fitting. **Type D**

43137 SOLD EACH
Chrome female pro system II compression fitting with AN #3 female fitting on one end & Pro System II connector on the other. **Type E**

43138 SOLD PACK OF 10
5/16" replacement ferrule **Type F**

PRO System II Nylon Hose



43132 SOLD IN 25' ROLL
Black Pro System II 3/16" nylon hose.

This semi-rigid, black nylon tubing is ideal for the custom bike builder who wants to fabricate their own brake lines. Pro System II hose allows for maximum flexibility and the non-abrasive, small diameter lines won't scratch your custom paint job. Rated at 1200 PSI, sold in 25' roll. Does not meet D.O.T. specifications. Use with Pro System II chrome hose ends.

PRO System II Fitting Assembly



- 1) Cut hose to desired length using a knife.
- 2) Disassemble the 3-piece adapter fitting.
- 3) Slide the tapered end (taper first) onto the hose.
- 4) Slide the brass ferrule, with tapered end going towards the end of the hose.
- 5) Push the hose into the body until it bottoms out, then bring the tapered nut forward and tighten down.

Note : To re-use Compression fittings, you need a 5/16" Replacement Ferrule PT#43138

RUSSELL



Rear Master Cylinder Rebuild Kit



43025 SOLD AS KIT
Replaces 42374-77B
Fits Sportster models 1979 to 1982, FL models late 1979 to 1984, FX models late 1979 to 1983 and FLT, FLHT models late 1979 to 1985 with Kelsey Hayes type rear master cylinders.

Complete rear master cylinder rebuild kit.

43061 SOLD EACH
Replacement rubber top cover gasket.

Rear Master Cylinder Rebuild Kit



43029 SOLD AS KIT
Replaces 41762-58A
Fits Wagner Lockheed type rear master cylinders on 1958 to 1979 models.

Rear Master Cylinder Dust Cover



43031 SOLD EACH
Replaces 41764-70
Fits Big Twin models from 1970 to early 1979.

Handlebar Master Cylinder Rebuild Kit



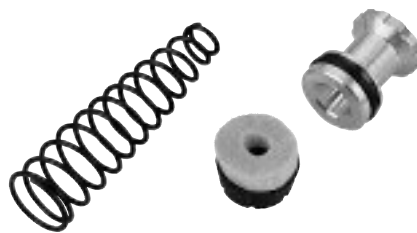
43026 SOLD AS KIT
Fits 3/4" diameter bore master cylinder on 1982 to 1983 dual brake rotor models.

43027 SOLD AS KIT
Fits 5/8" diameter bore master cylinder on 1984 to 1995 single brake rotor models.

43028 SOLD AS KIT
Fits 11/16" diameter bore master cylinder on 1984 to 1995 dual brake rotor models.

Complete handlebar master cylinder rebuild kits. Includes all internal parts necessary to rebuild the master cylinder.

Handlebar Master Cylinder Rebuild Kit



43030 SOLD AS KIT
Replaces 45063-72
Fits most models from 1972 to 1981.


Handlebar master cylinder rebuild kit with synthetic rubber cups and "O" rings.

Master Cylinder Gasket



43035 SOLD EACH
Replaces 45012-72
Fits front brake master front from 1972 to 1981.

Banjo Washers



43054 PACK OF 10
Replaces 41731-82
Fits 3/8" and 10mm banjo bolts.

Soft metal washer with vulcanized "O" ring for banjo bolts.

Banjo Bolt & Washers



43052 SOLD EACH
Fits brake master cylinders and calipers with 10mm banjo fittings from 1982 to Present.

43053 SOLD EACH
Fits brake master cylinders and calipers with 12mm banjo fittings from 1982 to Present.

Nicely chromed replacement banjo bolts with washers for master cylinders and calipers.

- Inlet
- Exhaust

- Frames
- Accessories
- Kickstands

- Front Ends

- Gas Tanks
- Accessories

- Dash
- Instruments

- Oil Tanks
- Accessories

- Fenders

- Engine
- Accessories

- Clutch
- Transmission
- Drive Line

- Handlebar
- Controls

- Brakes

- Forward Controls
- Footpegs
- Accessories

- Hubs
- Axles
- Wheels
- Accessories


- Lighting
- License Plate Mounts
- Accessories

- Electrical
- Accessories

- Miscellaneous

- Inlet
- Exhaust

Brake Line Tees



A. 43007 SOLD EACH

Replaces 42318-72
Fits Sportster models 1980 to 1985, FX models late 1972, FX models 1978 to 1985, FXWG models 1980 to 1986, Softail models 1984 to 1987 and FL models late 1972 to 1984 without side car. **REAR**

B. 43008 SOLD EACH

Replaces 44311-80
Fits FXWG models 1980 to 1982, XLH & XLS models 1982, FXR & FXRS models 1982 to early 1983. **FRONT**

C. 43009 SOLD EACH

Replaces 44310-77
Fits FXS models to early 1977, FX models from late 1979 to 1982 expect FXWG. XLCR models 1977 to 1978 and Sportster models late 1979 to 1981. **FRONT**

D. 43010 SOLD EACH

Replaces 43308-78
Fits Sportster & FX models 1978 to early 1979 except FXS & XLCR models. **FRONT**

E. 43011 SOLD EACH

Replaces 83566-51
Fits FL models 1958 to 1969. **REAR**

F. 43012 SOLD EACH

Replaces 42309-70
Fits FX models 1971 to 1972 and FL models 1970 to 1984 with side car. **REAR**

Billet Brake Hose Clamp



Custom Brake Line Tees



43013 SOLD EACH
Fits custom applications. 1/8"-27 NPT center, 3/8"-24 UNF sides.

43014 SOLD EACH
Fits custom applications. 3/8"-24 UNF center and sides.

43015 SOLD EACH
Fits custom applications. 1/8"-27 NPT center and sides.

Chrome plated zinc alloy brake tees for use with braided stainless or sterling chromite brake lines.

Master Cylinder Reservoir



43024 SOLD EACH
Replaces 41800-81A
Fits Big Twin models with Hayes master cylinders 1982 to Present.

Chrome plated master cylinder reservoir to replace the black OEM version.

67165 SOLD EACH
Fits all models and custom applications

Roger Bergei from A/C Precision has done it again by coming up with a simple but effective answer to clamp down your front brake hose. By machining a close tolerance polished billet clamp that simply snaps onto your 41mm fork leg, you can keep your braided brake hose from scratching expensive paint work. Just like magic. Nothing to drill or tap. An inexpensive answer to keeping that hose from flapping around in the breeze.

Remote Reservoir Cover



43034 SOLD EACH
Fits remote reservoir on 1982 to Present models.

Show chromed reservoir cover, easily installed with supplied mounting pads.

Rear Master Cylinder Cover for FL models



43032 SOLD EACH
Replaces 41745-79
Fits FL models 1979 to 1984.

Show chromed rear master cylinder cover, easily installed and covers the complete rear master cylinder.

Rear Master Cylinder Cover



43033 SOLD EACH
Replaces 41737-63T
Fits Big Twin models 1958 to early 1979 with Wagner Lockheed type rear master cylinders.

Beautifully chrome plated rear master cylinder cover, easily installed and adds a nice touch to the cylinder.

- Frames
- Accessories
- Kickstands

- Front Ends

- Gas Tanks
- Accessories

- Dash
- Instruments

- Oil Tanks
- Accessories

- Fenders

- Engine
- Accessories

- Clutch
- Transmission
- Drive Line

- Handlebar
- Controls

- Brakes

- Forward Controls
- Footpegs
- Accessories


- Hubs
- Axles
- Wheels
- Accessories

- Lighting
- License Plate Mounts
- Accessories

- Electrical
- Accessories

- Miscellaneous

Forward Controls, Footpegs & Accessories



- Inlet
- Exhaust

- Frames
- Accessories
- Kickstands

- Front Ends

- Gas Tanks
- Accessories

- Dash
- Instruments

- Oil Tanks
- Accessories

- Fenders

- Engine
- Accessories

- Clutch
- Transmission
- Drive Line

- Handlebar
- Controls

- Brakes

- Forward Controls
- Footpegs
- Accessories

- Hubs
- Axles
- Wheels
- Accessories

- Lighting
- License Plate Mounts
- Accessories

- Electrical
- Accessories

- Miscellaneous

- Inlet
- Exhaust

Big Twin Forward Control Kits with Master Cylinder

- Frames
- Accessories
- Kickstands

- Front Ends

- Gas Tanks
- Accessories

- Dash
- Instruments

- Oil Tanks
- Accessories

- Fenders

- Engine
- Accessories

- Clutch
- Transmission
- Drive Line

- Handlebar
- Controls

- Brakes

- Forward Controls
- Footpegs
- Accessories

- Hubs
- Axles
- Wheels
- Accessories

- Lighting
- License Plate Mounts
- Accessories

- Electrical
- Accessories

- Miscellaneous



43048 SOLD AS KIT

Fits 4 Speed FX & FL models 1958 to 1986 and all 5 Speed Softail models 1986 to 1999.

Nicely chrome plated stock length forward control set including "O" ring style foot and shifter pegs.

43049 SOLD AS KIT

Fits 4 Speed FX & FL models 1958 to 1986 and all 5 Speed Softail models 1986 to 1999.

Nicely chrome plated 2" extended forward control set including "O" ring style foot and shifter pegs.

44082 SOLD AS KIT

Fits 4 Speed FX & FL models 1958 to 1986 and all 5 Speed Softail models 1986 to 1999.

Nicely chrome plated 2" extended forward control set (**foot and shifter pegs not included**).

This kit includes a 3/4" bore Kelsey Hayes type master cylinder with extended brake line and all mounting hardware. The brake pedal and shift lever ride on bronze bushings for a smoother pedal action. It can also be ordered in a 2" extended version for people with long legs. The foot peg supports come with a female clevis that will accept most male type foot pegs, the shift lever will accept any style shift peg.

Note: On some 1980 to 1984 FXE models the right side mounting tab is not installed. These models require a new mounting tab welded on. When installing extended forward controls make sure all clearances are checked.

Billet Aluminum Forward Controls for Softails & 4 Speed FX & FL models



43050 SOLD AS SET

Fits 4 & 5 Speed Evolution Softail models up to 1999 and 4 Speed FX & FL models 1958 to 1986.

Stock length chrome plated billet aluminum forward control set.

43051 SOLD AS SET

Fits 4 & 5 Speed Evolution Softail models up to 1999 and 4 Speed FX & FL models 1958 to 1986.

3" extended chrome plated billet aluminum forward control set.

These complete forward control sets are machined from aircraft quality billet aluminum. They include a Billet aluminum 3/4" bore Kelsey Hayes type master cylinder, rubber band style foot pegs and shifter peg. The brake pedal and shift lever ride on bronze bushings for a smoother operation and better wear properties. These kits are available as a stock replacement kit as well as 3" extended kit for long legged riders.

Note: When installing extended forward controls make sure all clearances are checked.

5 Speed Sportster & FXR Forward Control Sets



44075 SOLD AS SET

Fits 4 Speed Evolution Sportster models from 1986 to 1990. Comes with "O" ring style foot and shifter pegs.

43056 SOLD AS KIT

Fits all 5 Speed FXR models from 1982 thru 1994. Comes with "O" ring style footpegs and **rubber covered** shifter peg.

43058 SOLD AS SET

Fits 5 speed Evolution Sportsters 1991 thru 2003. Comes with "O" ring style foot and shifter pegs.

Comfort, style and a custom appearance are combined. These controls are easy to install without removing the primary cover. All parts are show chromed and complete with foot pegs. This is the way to go for easy Hi-Way cruising and a superb custom look.

Note: When installing extended forward controls make sure all clearances are checked.

Dyna Glide Forward Control Kit



43045 SOLD AS KIT

Fits Dyna Glide models 1991 to Present, stock replacement for the OEM parts as fitted to Dyna Wide Glide models 1993 to Present. Can also be used on Dyna Low Rider models from 1991 to Present if you want to change the mid mount controls.

Nicely chrome plated forward control kit, easy to install and will fit perfectly.

Note: When installing extended forward controls make sure all clearances are checked.

Dyna Glide Extended Forward Control Kit



43046 SOLD AS KIT

Fits Dyna Glide models 1991 to Present.

For the long legged rider who wants to convert his mid mount controls to a more comfortable and extended forward position. This beautifully chrome plated kit locates the foot peg and controls approx. 2" further forward than the OEM footpegs. Kit includes all necessary parts, including an extended and reinforced brake rod.

Note: When installing extended forward controls make sure all clearances are checked.

- Inlet
- Exhaust

- Frames
- Accessories
- Kickstands

- Front Ends

- Gas Tanks
- Accessories

- Dash
- Instruments

- Oil Tanks
- Accessories

- Fenders

- Engine
- Accessories

- Clutch
- Transmission
- Drive Line

- Handlebar
- Controls

- Brakes

- Forward
- Controls
- Footpegs
- Accessories

- Hubs
- Axles
- Wheels
- Accessories

- Lighting
- License Plate Mounts
- Accessories

- Electrical
- Accessories

- Miscellaneous

- Inlet
- Exhaust

Sportster Forward Control Relocation Kit

- Frames
- Accessories
- Kickstands

- Front Ends

- Gas Tanks
- Accessories

- Dash
- Instruments

- Oil Tanks
- Accessories

- Fenders

- Engine
- Accessories

- Clutch
- Transmission
- Drive Line

- Handlebar
- Controls

- Brakes

- Forward Controls
- Footpegs
- Accessories

- Hubs
- Axles
- Wheels
- Accessories

- Lighting
- License Plate Mounts
- Accessories

- Electrical
- Accessories

- Miscellaneous



43057 SOLD AS SET
 Replaces 33891-98 & 33892-98
 Fits 1991 thru 2003 Sportster models except 883R.

This forward control kit gives you that low cruising look, with the comfort of extended reach for the long haul. The kit is a chrome plated version of the stock forward controls as found on 1999 to Present XL 833C and XL 1200C models. Kit comes without foot and shifter pegs so you can use your original ones or custom versions as you wish.

Note: Will not fit with Screaming Eagle, Vance and Hines or Supertrapp 2 into 1 exhaust system. When installing forward controls make sure all clearances are checked.

Dyna Wide Glide Forward Control Extension kit



43047 SOLD AS KIT
 Fits all Dyna Glide models from 1991 to 2002.

This extension kit will locate the foot pegs & controls approx 2" further forward than the stock position which provides the extra leg room were needed. Kit contains two relocation plates with hardware and extended brake and shifter rod. All parts have a beautiful show chromed finish.

Note: When installing this extension kit make sure all clearances are checked.

Forward Control Relocation Kit for Softtails



44080 SOLD AS KIT
 Fits 1987 to 1999 FXST, FXSTC & FXSTS models. May also be installed on 1986 to 1999 Softtail models if the oil filter is relocated.

This beautifully chrome plated kit relocates the forward controls 3" further forward providing long legged riders a more comfortable riding position. Stock foot pegs and brake lever must be used. Easily installed and comes complete with all necessary hardware and detailed instructions.

Note: When installing forward controls make sure all clearances are checked.

Mechanical Brake Pedal Backing Plate



44048 SOLD EACH
 Replaces 42480-36
 Fits all Big Twins 1936 to 1957.

Nicely chromed mechanical brake pedal backing plate.

Hydraulic Brake Backing Plate



43042 SOLD EACH
 Replaces 42480-73
 Fits all FL models 1970 to early 1979.

Chrome finish hydraulic brake backing plate.

FXR Forward Control Kit



44090 SOLD AS KIT

Fits 5 speed Shovelhead and Evolution FXR models from 1982 onwards.

Made in the USA steel forward controls with a beautifully chrome plated finish. Accepts male mount footpegs and a 3/4" bore master cylinder of your choice (Not included).



Mid - Mount FX & FXE Forward Control Kit



44085 SOLD AS KIT

Fits FX & FXE models from 1973 to 1985 with Mid-Mount controls.

Made in the USA steel forward controls with a beautifully chrome plated finish. Accepts female mount footpegs and stock master cylinder (Not included).

FL, FX & FXWG Forward Control Kits



44086 SOLD AS KIT

Fits 4 speed FL, FX & FXWG models from 1958 to 1986 and 5 speed Softail models 1986 onwards.

Steel forward controls made in the USA with a beautiful chrome plated finish. Accepts male mount footpegs and a 3/4" bore master cylinder of your choice (Not included).

44089 SOLD AS KIT

Fits 4 speed FL, FX & FXWG models from 1958 to 1986 and 5 speed Softail models 1986 onwards.

2" extended steel forward controls made in the USA with a beautiful chrome plated finish. Accepts male mount footpegs and a 3/4" bore master cylinder of your choice (Not included).

Vintage Sportster Forward Control Kit



44083 SOLD AS KIT

Fits Sportster models from 1957 to 1974 and 1976 models.

Steel forward controls made in the USA with a beautiful chrome plated finish. Accepts female mount footpegs and stock master cylinder (Not included).

- Inlet
- Exhaust

- Frames
- Accessories
- Kickstands

- Front Ends

- Gas Tanks
- Accessories

- Dash
- Instruments

- Oil Tanks
- Accessories

- Fenders

- Engine
- Accessories

- Clutch
- Transmission
- Drive Line

- Handlebar
- Controls

- Brakes

- Forward Controls
- Footpegs
- Accessories

- Hubs
- Axles
- Wheels
- Accessories

- Lighting
- License Plate Mounts
- Accessories

- Electrical
- Accessories

- Miscellaneous

- Inlet
- Exhaust

Sportster Forward Control Kit

Early Sportster Forward Control Kit

- Frames
- Accessories
- Kickstands



- Front Ends

- Gas Tanks
- Accessories

- Dash
- Instruments

44087 SOLD AS KIT
Fits Sportster models from 1987 onwards.

44084 SOLD AS KIT
Fits Sportster models from 1977 to 1978.

Steel forward controls made in the USA with a beautiful chrome plated finish. Accepts female mount footpegs and stock master cylinder (Not included).

Made in the USA steel forward controls with a beautifully chrome plated finish. Accepts female mount footpegs and stock master cylinder (Not included).

- Fenders

- Engine
- Accessories



- Clutch
- Transmission
- Drive Line

Sportster 2" Extended Forward Control Kit

- Handlebar
- Controls



- Brakes

- Forward Controls
- Footpegs
- Accessories

- Hubs
- Axles
- Wheels
- Accessories

44088 SOLD AS KIT
Fits Sportster models from 1987 onwards.

2" extended Steel forward controls made in the USA with a beautiful chrome plated finish. Accepts female mount footpegs and stock master cylinder (Not included).

- Lighting
- License Plate Mounts
- Accessories

- Electrical
- Accessories

- Miscellaneous

FX, FL & Softail Forward Control Kits



43110 SOLD AS KIT

Fits Softail models from 1984 to 1999, FX & FL models from 1970 to 1984.

Beautifully polished made in the USA billet aluminum forward control kit with cut out design and a 3/4" bore master cylinder.

43107 SOLD EACH

14" shifter rod with tear drop shaped cut outs.

Note: On FL models check fender clearances before operating.

FX, FL & Softail Forward Control Kits with Folding Footpegs



43109 SOLD AS KIT

Fits Softail models from 1984 to 1999, FX & FL models from 1970 to 1984.

Beautifully polished made in the USA billet aluminum forward control kit with cut out design, 3/4" bore master cylinder and folding footpegs.

44106 SOLD IN PAIRS

Replacement folding footpegs with 1/2" - 13 mounting hole.

43107 SOLD EACH

14" shifter rod with tear drop shaped cut outs.

Note: On FL models check fender clearances before operating.

FX, FXST, FL & FLST Forward Control Kits with Floorboard Mounts

43106 SOLD AS KIT

Fits FXST/C models from 1984 to 1999, FLST/C/F/N models from 1986 to 1999, FX & FL models from 1973 to 1985.

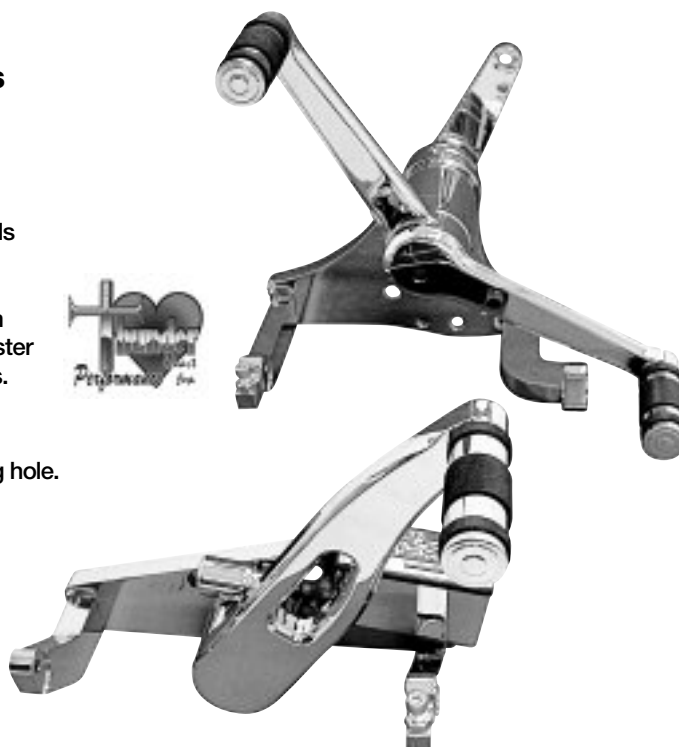
Beautifully chrome plated made in the USA billet aluminum forward control kit with heel / toe shifter and 3/4" bore master cylinder. Use our floorboards PT# 44043 for these controls.

44106 SOLD IN PAIRS

Optional folding Passenger footpegs with 1/2" - 13 mounting hole.

43108 SOLD EACH

13-5/8" shifter rod.



- Inlet
- Exhaust

- Frames
- Accessories
- Kickstands

- Front Ends

- Gas Tanks
- Accessories

- Dash
- Instruments

- Oil Tanks
- Accessories

- Fenders

- Engine
- Accessories

- Clutch
- Transmission
- Drive Line

- Handlebar
- Controls

- Brakes

- Forward Controls
- Footpegs
- Accessories


- Hubs
- Axles
- Wheels
- Accessories

- Lighting
- License Plate Mounts
- Accessories

- Electrical
- Accessories

- Miscellaneous

Softail Forward Controls



44109 SOLD AS A SET
Fits Softail models from 1986 thru 1999
Beautifully chrome plated billet aluminum forward controls.

44110 SOLD AS A SET
Fits Softail models from 1986 thru 1999
Highly polished billet aluminum forward controls.

These beautifully chrome plated or highly polished Jim Dalton designed forward controls come complete with rubber band style pegs and a 5/8" bore master cylinder. We believe them to be by far the most streamlined forward controls available today. The unique design and features make these controls a must for any stock or custom application.

Replacement Parts :

43129 SOLD AS A KIT
Brake Master cylinder rebuild kit.

Folding Footpegs



44106 SOLD IN PAIRS
Thunder Heart polished folding footpegs with 1/2" - 13 mounting hole, made in the USA.

Passenger Footpegs



44111 SOLD EACH
Fits our peg mounts PT#'s 44037 & 44040 & custom applications with small female style mounts.

Highly polished rubber band style fold up passenger footpegs with small male mount and fasteners.

44112 SOLD EACH
Fits our peg mounts PT#'s 44037 & 44040 & custom applications with small female style mounts.

Beautifully chrome plated rubber band style fold up passenger footpegs with small male mount and fasteners.

Folding Rear Footpegs



44114 SOLD IN PAIRS
Fits custom applications

Beautifully chrome plated billet folding rear footpegs.

- Inlet
- Exhaust

- Frames
- Accessories
- Kickstands

- Front Ends

- Gas Tanks
- Accessories

- Dash
- Instruments

- Oil Tanks
- Accessories

- Fenders

- Engine
- Accessories

- Clutch
- Transmission
- Drive Line

- Handlebar
- Controls

- Brakes

- Forward Controls
- Footpegs
- Accessories

- Hubs
- Axles
- Wheels
- Accessories

- Lighting
- License Plate Mounts
- Accessories

- Electrical
- Accessories

- Miscellaneous

Wicked Series Forward Controls From Excel



43139 SOLD AS SET
Fits Softail style frames. **Chrome plated finish.**

44119 SOLD EACH
Replacement spiked shift or brake peg. **Chrome plated finish.**



43140 SOLD AS SET
Fits Softail style frames. **Black anodized finish.**

44123 SOLD EACH
Replacement spiked shift or brake peg. **Black anodized finish.**

Beautifully machined, these controls bring new meaning to the word "edgy"! Forward Control Sets include shift and brake side with 5/8" master cylinder. Use on Softail - Type Frames. The set includes brake side toe peg, but the foot pegs and shifter peg must be ordered separately.

Steel Forward Controls with Stinger Style Pegs



44108 SOLD AS KIT
Fits FL, FX and FXWG models from 1958 thru 1986 and 5 speed Softail models from 1986 onwards.

Steel forward controls made in the USA with a beautiful chrome plated finish. Kit includes our Stinger style footpegs, shift and brake peg. Also includes 3/4" bore chrome master cylinder. Economical, good-looking, made in USA Kit.

Steel Forward Controls with JB Style Pegs



44413 SOLD AS KIT
Fits FL, FX and FXWG models from 1958 thru 1986 and 5 speed Softail models from 1986 onwards.

Steel forward controls made in the USA with a beautiful chrome plated finish. Kit includes our JB-Style footpegs, banded shift and brake peg. Also includes 3/4" bore chrome master cylinder. Economical, good-looking, made in USA Kit.

- Inlet
- Exhaust

- Frames
- Accessories
- Kickstands

- Front Ends

- Gas Tanks
- Accessories

- Dash
- Instruments

- Oil Tanks
- Accessories

- Fenders

- Engine
- Accessories

- Clutch
- Transmission
- Drive Line

- Handlebar
- Controls

- Brakes

- Forward Controls
- Footpegs
- Accessories

- Hubs
- Axles
- Wheels
- Accessories

- Lighting
- License Plate Mounts
- Accessories

- Electrical
- Accessories

- Miscellaneous

- Inlet
- Exhaust

Spiked Shifter & Brake Peg



44119 SOLD EACH
Spiked shift or brake peg.
Chrome plated finish.

44123 SOLD EACH
Spiked shift or brake peg.
Black anodized finish.

Fold Up Peg Sets



44116 SOLD AS SET
Chrome finish fold up pegs, set includes left and right foot peg and shifter peg.

44122 SOLD AS SET
Black anodized finish fold up pegs, set includes left and right foot peg and shifter peg.

Spiked Foot Pegs



44115 SOLD AS SET
Fits Wicked Series forward controls.
Chrome finish.

44121 SOLD AS SET
Fits Wicked Series forward controls.
Black anodized finish.

Spiked foot pegs complete the wicked look. Peg set includes left and right foot peg and shifter peg.

Wicked Series Shift Linkage



43141 SOLD EACH
Fits Custom applications. Stock length **chrome plated** Wicked series shift linkage, includes heim joints.

43142 SOLD EACH
Fits Custom applications. 4" extended length **chrome plated** Wicked series shift linkage, includes heim joints.

43143 SOLD EACH
Fits Custom applications. 6" extended length **chrome plated** Wicked series shift linkage, includes heim joints.

43144 SOLD EACH
Fits Custom applications. Stock length **black anodized finish** Wicked series shift linkage, includes heim joints.

43145 SOLD EACH
Fits Custom applications. 4" extended length **black anodized finish** Wicked series shift linkage, includes heim joints.

43146 SOLD EACH
Fits Custom applications. 6" extended length **black anodized finish** Wicked series shift linkage, includes heim joints.

Shifter Heim Joints



44113 SOLD EACH
Stainless steel 5/16" - 24 female joint with right hand thread.
Aircraft quality stainless steel shifter rod end. Can be used as OEM replacement or custom applications.

Fold Up Passenger Peg Sets



44117 SOLD AS SET
Chrome finish fold up passenger pegs, set includes 3/8" - 16 mount blocks, left and right foot peg.

44118 SOLD AS SET
Chrome finish fold up passenger pegs, set includes 1/2" - 20 mount blocks, left and right foot peg.

Shifter Rod Ball Joint



43117 SOLD EACH
Replaces 33729-82
Fits Softail models from 1986 & later including most custom forward controls.

Nicely chrome plated shifter rod ball joint with 5/16-24 thread size.

Brake Push Rod



43112 SOLD EACH
Replaces 41955-03
Fits FXDWG models from 2003 to present.

Nicely chromed brake push rod.

- Frames
- Accessories
- Kickstands

- Front Ends

- Gas Tanks
- Accessories

- Dash
- Instruments

- Oil Tanks
- Accessories

- Fenders

- Engine
- Accessories

- Clutch
- Transmission
- Drive Line

- Handlebar
- Controls

- Brakes

- Forward Controls
- Footpegs
- Accessories

- Hubs
- Axles
- Wheels
- Accessories

- Lighting
- License Plate Mounts
- Accessories

- Electrical
- Accessories

- Miscellaneous

Polished Stainless Steel Shifter Rods and Heim Joints



43178 SOLD EACH
Fits Dyna Glide models with standard foot controls from 1991 thru 2005. Rod length 3.5" eye to eye length 4.87".

43179 SOLD EACH
Fits Softail and FLT models (except FLTSTS) from 1986 thru 2005. Rod length 10.75" eye to eye length 12.12".

43180 SOLD EACH
Replaces 49080-93
Fits FXDWG and Dyna models with OEM forward controls from 1993 thru 2005. Rod length 11.75" eye to eye length 13.12".

43181 SOLD EACH
3" over stock for extended forward controls on custom applications. Rod length 13.75" eye to eye length 15.12".

43182 SOLD EACH
3-1/4" over stock for extended forward controls on custom applications. Rod length 14.00" eye to eye length 15.37".

43183 SOLD EACH
4" over stock for extended forward controls on custom applications. Rod length 14.75" eye to eye length 16.12".


43184 SOLD EACH
6-1/4" over stock for extended forward controls on custom applications. Rod length 17.00" eye to eye length 16.37".

Shifter Rod



43108 SOLD EACH
17" polished billet shifter rod, made in the USA.

Tear Drop Shifter Rod



43107 SOLD EACH
14" polished billet shifter rod with tear drop shaped cut outs, made in the USA.

Clutch and Brake Pedal Rubber for FL & FLH Models



44051 SOLD EACH
Replaces 36954-62T

Heavy duty pedal rubber, fits all FL and FLH brake and clutch pedals.

Diamond Style Brake Pedal Pad



43044 SOLD EACH
Fits FXWG, Softail and Dyna Wide Glide models 1983 to Present.

Beautifully chrome plated brake pedal pad with diamond shaped rubber inserts for sure grip. Bolts on to the OEM brake pedal in place of the stock rubber pad.

Streamliner Brake Pedal Pad



43043 SOLD EACH
Fits FXWG, Softail and Dyna Wide Glide models 1983 to Present.

Die cast brake pedal pads with a chrome plated finish. Comes with rubber inserts in the popular Streamliner design.

- Inlet
- Exhaust

- Frames
- Accessories
- Kickstands

- Front Ends

- Gas Tanks
- Accessories

- Dash
- Instruments

- Oil Tanks
- Accessories

- Fenders

- Engine
- Accessories

- Clutch
- Transmission
- Drive Line

- Handlebar
- Controls

- Brakes

- Forward Controls
- Footpegs
- Accessories

- Hubs
- Axles
- Wheels
- Accessories

- Lighting
- License Plate Mounts
- Accessories

- Electrical
- Accessories

- Miscellaneous

"O" Ring Passenger Pegs



44006 SOLD IN PAIRS
Fits passenger brackets on FX, FXR & Sportster models.
Will also fit most stock Hi-way brackets.

Stock length show chromed custom pegs.

44007 SOLD IN PAIRS
Fits passenger brackets on FX, FXR & Sportster models.
Will also fit most stock Hi-way brackets.

1" longer than stock show chromed custom pegs.

44009 SOLD PACK OF 10
Medium size "O" rings for motor mount footpegs.

44010 SOLD PACK OF 10
Large size "O" rings for drivers footpegs.

Highway Cruiser Bar for Sportsters



44008 SOLD AS KIT
Fits Evolution Sportster models with alternators from late 1984 thru 2003.

Chrome plated highway cruiser bar easily mounted between the lower front motor mounts, comes complete with "O" ring footpegs.

Universal "O" Ring Passenger Pegs



44004 SOLD IN PAIRS
Fits custom applications.

Chrome plated footpegs with 3/8" UNF threaded mounting blocks.

44009 SOLD PACK OF 10
Medium size "O" rings for motor mount footpegs.

44010 SOLD PACK OF 10
Large size "O" rings for drivers footpegs.

Shift Peg



44005 SOLD EACH
Replaces 34611-65
Fits all models with threaded shifter arms.

Chrome plated and rubber banded shift peg.

44094 SOLD PACK OF 10
Replacement shift peg rubbers.

Extended Stinger Foot Pegs



44065 SOLD IN PAIRS
Fits most OEM highway bars as well as most passenger pegs.

Small male mount 1" extended foot pegs.

44066 SOLD IN PAIRS
Fits most OEM highway bars as well as most passenger pegs.

Small male mount 2" extended foot pegs.

44067 SOLD IN PAIRS
Fits riders pegs on FXR 1982 to 1994, Dyna Glide models 1991 to Present and Sportster models 1991 to Present with this type mount.

Large male mount 1" extended foot pegs.

FX & XL Stinger Footpegs



44059 SOLD IN PAIRS
Fits 1972 to Present FX & XL models.

Small diameter footpeg with male mounting.

44055 SOLD IN PAIRS
Fits 1972 to Present FX & XL models.

Large diameter footpeg with male mounting.

High quality footpegs designed to absorb vibration through a hollow core. Come with wear resistant rubber inserts.

Stinger Foot Pegs Large Female Mount



44017 SOLD IN PAIRS
Small diameter footpeg, fits all models with large female mounting.

44016 SOLD IN PACK OF 8
Small replacement rubbers for footpegs.

44057 SOLD IN PAIRS
Large diameter footpeg, fits all models with large female mounting.

44015 SOLD IN PACK OF 8
Large replacement rubbers for footpegs.

High quality footpegs designed to absorb vibration through a hollow core. Come with wear resistant rubber inserts.

Stinger Foot Pegs Small Female Mount



44014 SOLD IN PAIRS
Fits all models with 5/8" female mount.

High quality footpegs designed to absorb vibration through a hollow core. Come with wear resistant rubber inserts.

44016 SOLD IN PACK OF 8
Small replacement rubbers for footpegs.

Stinger Shift Peg



44019 SOLD EACH
Replaces 34611-65
Fits all models with threaded shifter arms.

Rubber banded shift peg. Rubbers help to stop your boot slipping off your shifter peg when wet.

44020 SOLD PACK OF 3
Replacement shift peg rubbers.

- Inlet
- Exhaust

- Frames
- Accessories
- Kickstands

- Front Ends

- Gas Tanks
- Accessories

- Dash
- Instruments

- Oil Tanks
- Accessories

- Fenders

- Engine
- Accessories

- Clutch
- Transmission
- Drive Line

- Handlebar
- Controls

- Brakes

- Forward
- Controls
- Footpegs
- Accessories

- Hubs
- Axles
- Wheels
- Accessories

- Lighting
- License
- Plate Mounts
- Accessories

- Electrical
- Accessories

- Miscellaneous

Streamliner Female Mount Rider Pegs



44021 SOLD IN PAIRS
Replaces rider pegs with female mount on 1952 to Present models & passenger pegs on FLH models.

Rider pegs come with a thick one piece rubber insert to help absorb vibration and are covered with a nicely chrome plated sleeve.

Universal Streamliner Footpegs



44024 SOLD IN PAIRS
Fits custom applications using square female mounts and can also be used on forward controls.

Passengers pegs come with a thick one piece rubber insert to help absorb vibration and are covered with a nicely chrome plated sleeve.

Streamliner Shift Peg



44025 SOLD EACH
Fits all models with threaded shifter arms.

Chrome plated shift peg with rubber inserts.

Streamliner Passengers Pegs with Small Male Mount



44022 SOLD IN PAIRS
Fits Low Rider stock Hi-way bracket and the rear bracket on Sportster & FX models.

Passengers pegs come with a thick one piece rubber insert to help absorb vibration and are covered with a nicely chrome plated sleeve.

Streamliner Footpegs with Large Male Mount



44023 SOLD IN PAIRS
Replaces Rider pegs on 1982 to 1994 FXR models and 1991 to Present Sportster & Dyna Glide models with male mounts.

Passengers pegs come with a thick one piece rubber insert to help absorb vibration and are covered with a nicely chrome plated sleeve.

- Inlet
- Exhaust

- Frames
- Accessories
- Kickstands

- Front Ends

- Gas Tanks
- Accessories

- Dash
- Instruments

- Oil Tanks
- Accessories

- Fenders

- Engine
- Accessories

- Clutch
- Transmission
- Drive Line

- Handlebar
- Controls

- Brakes

- Forward Controls
- Footpegs
- Accessories

- Hubs
- Axles
- Wheels
- Accessories

- Lighting
- License Plate Mounts
- Accessories

- Electrical
- Accessories

- Miscellaneous

Diamond Driver Pegs with Female Mount



44027 SOLD IN PAIRS

Replaces 50939-52
Fits Sportster & FX models from 1952 to Present with large female mount and passenger pegs for FLH models.

These heavy duty Diamond driver pegs come with a thick one piece rubber insert to help absorb vibration.

Universal Diamond Driver Pegs with Female Mount



44030 SOLD IN PAIRS

Fits custom applications and forward controls that accept footpegs with 5/8" female mountings.

Heavy duty Universal Diamond driver pegs come with a thick one piece rubber insert to help absorb vibration.

Diamond Shift Peg



44031 SOLD EACH

Fits all models with threaded shifter arms.

Chrome plated shift peg with diamond shaped rubber inserts.

Diamond Driver Pegs with Large Male Mount



44028 SOLD IN PAIRS

Fits on original clevis mounts found on most models. Pegs have the same diameter as the OEM part.

Heavy duty Diamond driver pegs come with a thick one piece rubber insert to help absorb vibration.

Diamond Passenger Pegs with Small Male Mount



44029 SOLD IN PAIRS

Fits Low Rider stock Hi-way bracket and the rear bracket on Sportster & FX models.

Heavy duty Diamond passenger pegs come with a thick one piece rubber insert to help absorb vibration.

- Inlet
- Exhaust

- Frames
- Accessories
- Kickstands

- Front Ends

- Gas Tanks
- Accessories

- Dash
- Instruments

- Oil Tanks
- Accessories

- Fenders

- Engine
- Accessories

- Clutch
- Transmission
- Drive Line

- Handlebar
- Controls

- Brakes

- Forward Controls
- Footpegs
- Accessories

- Hubs
- Axles
- Wheels
- Accessories

- Lighting
- License Plate Mounts
- Accessories

- Electrical
- Accessories

- Miscellaneous

Stinger “Live to Ride” Riders Peg



44060 SOLD IN PAIRS

Fits Sportster and FX 1952 and later models rider pegs and FLH passenger pegs.

Heavy duty style rider pegs with large female mounting. Has a “Live to Ride” logo on the rubber pads.

Stinger “Live to Ride” Riders Peg with Rubber Pads



44061 SOLD IN PAIRS

Fits 1982 to 1994 FXR models, 1991 to Present Dyna Glide & Sportster models.

Heavy duty style Rider pegs with male mount, comes with “Live to Ride “ logo on the rubber pads.

Stinger “Live to Ride” Shift Peg



44064 SOLD EACH

Fits all models with threaded shifter arms.

Shifter peg with “Live to Ride” logo on rubber pad.

- Inlet
- Exhaust
- Frames
- Accessories
- Kickstands
- Front Ends
- Gas Tanks
- Accessories
- Dash
- Instruments
- Oil Tanks
- Accessories
- Fenders
- Engine
- Accessories
- Clutch
- Transmission
- Drive Line
- Handlebar
- Controls
- Brakes
- Forward Controls
- Footpegs
- Accessories
- Hubs
- Axles
- Wheels
- Accessories
- Lighting
- License Plate Mounts
- Accessories
- Electrical
- Accessories
- Miscellaneous

Universal Footpegs



44034 SOLD IN PAIRS

Fits custom applications and forward controls that accept footpegs with 5/8" female mountings.

Black ribbed rubber universal footpegs with chrome ends.

Riders Footpegs



44033 SOLD IN PAIRS

Replaces 50939-52
Fits all FX & XL models.

Black ribbed female riders pegs with chrome ends.

Shift Peg



44003 SOLD EACH

Replaces 34611-65
Fits all models with threaded shifter arms.

Shift peg with nicely chrome end.

Riders Peg Rubber for XL and FX Models



44049 SOLD EACH

Replaces 50940-52

Replacement rubber for K & XL models 1952 to Present and FX models 1971 to Present.

Extended Control Pegs for FXWG & Softails



44069 SOLD IN PAIRS

Fits Softail (C)-FXWG models.

Original style 1" extended foot pegs with chrome male mount. They provide just the right amount of additional comfort when a custom air cleaner, carburetor or gas tank make the OEM pegs difficult to use. Can also be used as passenger pegs to clear a shotgun exhaust or other custom exhaust system.

Shift Pegs



44001 SOLD EACH

Replaces 34611-65
Fits all models with threaded shifter arms. Short stud.

44002 SOLD EACH

Replaces 34609-52
Fits all models with threaded shifter arms. Long stud.

Black rubber shifter pegs with either a long or short stud.

Foot Rest Rubber for FXR Models



44050 SOLD EACH

Replaces 50646-82

Drivers peg replacement rubber, fits all FXR models 1982 to 1994.

- Inlet
- Exhaust

- Frames
- Accessories
- Kickstands

- Front Ends

- Gas Tanks
- Accessories

- Dash
- Instruments

- Oil Tanks
- Accessories

- Fenders

- Engine
- Accessories

- Clutch
- Transmission
- Drive Line

- Handlebar
- Controls

- Brakes

- Forward
- Controls
- Footpegs
- Accessories

- Hubs
- Axles
- Wheels
- Accessories

- Lighting
- License Plate Mounts
- Accessories

- Electrical
- Accessories

- Miscellaneous

- Inlet
- Exhaust

JB Style Footpegs



44018 SOLD IN PAIRS

Fits custom applications and most Harley models.

These aluminum JB style footpegs will add a nice finishing touch to any custom bike. Footpegs come complete with studs.

- Frames
- Accessories
- Kickstands

- Front Ends

- Gas Tanks
- Accessories

- Dash
- Instruments

- Oil Tanks
- Accessories

- Fenders

JB Style Shift Peg



44011 SOLD EACH

Fits most aftermarket and OEM shift levers.

Highly polished aluminum JB style shift peg.

- Engine
- Accessories

- Clutch
- Transmission
- Drive Line

- Handlebar
- Controls

- Brakes

Stinger Heel Rests



44032 SOLD IN PAIRS

Fits any stock style female clevis.

These chrome plated heel rests can be adjusted to any angle to give you the support and comfort of floorboards, without losing the stylish look of footpegs.

- Forward Controls
- Footpegs
- Accessories

- Hubs
- Axles
- Wheels
- Accessories

- Lighting
- License Plate Mounts
- Accessories

- Electrical
- Accessories

- Miscellaneous

Folding Custom Pegs



44012 SOLD IN PAIRS

Fits custom applications and most Harley models.

Beautifully chrome plated ribbed style folding custom pegs with clamp to mount on the frame or crash bar mounting.

JB Style Footpegs with Small Male Mount



44026 SOLD IN PAIRS

Fits most passenger pegs and stock Hi-way brackets on FX & XL models.

Chrome plated footpegs with wide rubber bands to stop your feet slipping and to help absorb vibration.

Passenger Footpegs



44111 SOLD EACH

Fits our peg mounts PT#'s 44037 & 44040 & custom applications with small female style mounts.

Highly polished rubber band style fold up passenger footpegs with small male mount and fasteners.

44112 SOLD EACH

Fits our peg mounts PT#'s 44037 & 44040 & custom applications with small female style mounts.

Beautifully chrome plated rubber band style fold up passenger footpegs with small male mount and fasteners.

Fold Up Peg Sets



44116 SOLD AS SET
Chrome finish fold up pegs, set includes left and right foot peg and shifter peg.

44122 SOLD AS SET
Black anodized finish fold up pegs, set includes left and right foot peg and shifter peg.

Spiked Shifter & Brake Peg



44119 SOLD EACH
 Spiked shift or brake peg.
Chrome plated finish.

44123 SOLD EACH
 Spiked shift or brake peg.
Black anodized finish.

Spiked Foot Pegs



44115 SOLD AS SET
 Fits Wicked Series forward controls.
Chrome finish.

44121 SOLD AS SET
 Fits Wicked Series forward controls.
Black anodized finish.

Spiked foot pegs complete the wicked look. Peg set includes left and right foot peg and shifter peg.

Folding Footpegs



44106 SOLD IN PAIRS
 Thunder Heart polished folding footpegs with 1/2" - 13 mounting hole, made in the USA.

Fold Up Passenger Peg Sets



44117 SOLD AS SET
Chrome finish fold up passenger pegs, set includes 3/8" - 16 mount blocks, left and right foot peg.

44118 SOLD AS SET
Chrome finish fold up passenger pegs, set includes 1/2" - 20 mount blocks, left and right foot peg.

Folding Rear Footpegs



44114 SOLD IN PAIRS
 Fits custom applications

Beautifully chrome plated billet folding rear footpegs.

- Inlet
- Exhaust

- Frames
- Accessories
- Kickstands

- Front Ends

- Gas Tanks
- Accessories

- Dash
- Instruments

- Oil Tanks
- Accessories

- Fenders

- Engine
- Accessories

- Clutch
- Transmission
- Drive Line

- Handlebar
- Controls

- Brakes

- Forward Controls
- Footpegs
- Accessories

- Hubs
- Axles
- Wheels
- Accessories

- Lighting
- License Plate Mounts
- Accessories

- Electrical
- Accessories

- Miscellaneous

- Inlet
- Exhaust

Mid Mount Footpeg Kit



44035 SOLD AS KIT
Fits 1980 to 1986 four speed Softail & FXWG models.

Nicely chrome plated mid mount footpeg kit gives a different place to rest your feet on long rides. Kit includes a right side mounting bracket, chrome inspection cover, footpeg clevis, rubber covered footpegs with chrome ends and all mounting hardware.

Adjustable Footpeg Mount Kits



44071 SOLD AS KIT
Adjustable passenger kit, fits Softail models from 1984 to Present. Accepts footpegs with male mountings.

44072 SOLD AS KIT
Adjustable passenger kit, fits FXR models 1982. Accepts footpegs with male mountings.

44073 SOLD AS KIT
Adjustable drivers kit, fits models with female mountings.

Designed to bolt to the footpeg mounting point, kits include everything necessary to make the conversion. The pegs can be rotated through 360 degrees and feature perfect chrome plating on the individual components. These kits include all necessary hardware.

- Frames
- Accessories
- Kickstands

- Front Ends

- Gas Tanks
- Accessories

- Dash
- Instruments

- Oil Tanks
- Accessories

- Fenders

FX Model Passenger Peg Kit



44039 SOLD AS KIT
Fits as a replacement for the pegs & brackets on 4 speed FX models up to 1989. Can also replace the 1992 and later stamped / welded foot rest bracket on FX models and the large adjustable aluminum rear foot rest on 1997 to 1984 four speed FL models.

Beautifully chromed replacement footpeg brackets and clevises.

44038 SOLD AS PAIR
Replaces 50907-69A
Fits FX models.

Replacement passenger pegs with chrome ends.



Transmission Mounted Passenger Bracket



44070 SOLD EACH
Fits Rigid Big Twin frames.

Transmission mounted passenger footpeg bracket for use with 3/8" stud mount foot pegs.

Billet Engine Bar Foot Peg Mounts



44092 SOLD AS KIT
Replaces 50957-02
Fits all models with 1-1/4" engine bars and custom applications.

Beautifully chromed billet engine bar foot peg mounts. Easily installed and accepts male mount foot pegs.

- Engine
- Accessories

- Clutch
- Transmission
- Drive Line

- Handlebar
- Controls

- Brakes

- Forward
- Controls
- Footpegs
- Accessories

- Hubs
- Axles
- Wheels
- Accessories

- Lighting
- License
- Plate Mounts
- Accessories

- Electrical
- Accessories

- Miscellaneous

Dyna Glide Passenger Peg Bracket Cover Set



44036 SOLD AS SET
Fits Dyna Glide models 1991 to Present.

Nicely chromed peg bracket covers, install in minutes over the stock brackets. Set includes a cover for the right side passenger peg and fender support as well as a cover for the left rear fender support and left side passenger peg support.

FXR Comfort Kit for Passenger Pegs



44041 SOLD AS KIT
Fits all FXR models.

Chrome plated 3/8" steel plates used to relocate the passenger pegs on all FXR models. This kit locates the passenger pegs several inches higher and further forward. Comes complete with chrome plated hardware.

- Inlet
- Exhaust

- Frames
- Accessories
- Kickstands

- Front Ends

- Gas Tanks
- Accessories

- Dash
- Instruments

- Oil Tanks
- Accessories

- Fenders

- Engine
- Accessories

- Clutch
- Transmission
- Drive Line

- Handlebar
- Controls

- Brakes

- Forward
- Controls
- Footpegs
- Accessories


- Hubs
- Axles
- Wheels
- Accessories

- Lighting
- License Plate Mounts
- Accessories

- Electrical
- Accessories

- Miscellaneous

Passenger Peg Mounts



44040 SOLD IN PAIRS
Replaces 50610-86T
Fits Sportster models from 1983 to Present.

Chrome plated replacement passenger peg mounts.


Universal Clamps with "O" Ring Footpegs



44054 SOLD EACH
Fits custom applications.

Nicely chromed universal footpeg mounting clamps with "O" Ring footpegs for 1" to 1-1/4" frame or crash bars.

Footpeg Clevis Set



44037 SOLD IN PAIRS
Replaces 50900-72
Fits custom and OEM footpegs.

Universal chrome plated clevis set used to mount most footpegs with male ends. Clevis set comes complete with mounting hardware.

Male Footpeg Mount



44058 SOLD IN PAIRS

Male foot peg mount for replacement & custom applications.

Dyna Glide Highway Peg Brackets



44107 SOLD AS SET
Replaces 49019-95

Fits all mid shift Dyna Glide models from 1991 & later. Beautifully chromed bracket set including footpeg mounts and hardware.

Adjustable "Shaker" Floorboard Kit



44044 SOLD AS KIT

Fits 4 speed FXWG models 1980 to 1986, Softail & Dyna Wide Glide models 1984 to Present except Heritage & Fat Boy models. They can also be used as passenger floorboards on Softail models or any late model with clevis style footpeg mount.

These adjustable "Shaker" floorboards give height and angle adjustment as well as a full 7" of forward and backward adjustment. Kit comes with floorboards, chrome plated forged mounting brackets and hardware.

"Shaker" Floorboards



44043 SOLD IN PAIRS

Replaces 50621-79
Fits 5 speed FLT, FLHT, FLHS, Heritage Softail and Fat Boy models 1980 to Present.

Stock replacement rectangular "Shaker" floorboards.

Adjustable "Shaker" Moon Floorboard Kit



44042 SOLD AS KIT

Fits 4 speed FXWG models 1984 to Present except Heritage and Fat Boy models. Dyna Wide Glide models 1990 to Present and any late model with clevis style footpeg mounts.

These adjustable "Shaker" moon floorboards give height and angle adjustment as well as a full 7" of forward and backward adjustment. Kit comes with floorboards, chrome plated forged mounting brackets and hardware.

Passenger Floorboards



44045 SOLD IN PAIRS

Fits all FL, FLH and XL models.

Nicely chrome plated passenger floorboards.

44093

Replacement rubbers.

Replacement Bumper Rubbers



44074 SOLD IN PACK OF 8

Replaces 50620-74
Fits Big Twin floorboards 1940 to 1984.

Replacement bumper rubbers.

Universal Mini Floorboards



44056 SOLD IN PAIRS

Fits custom applications and most Harley models with clevis style footpeg mounts.

Universal mini floorboards can be rotated 15° for increased comfort. Floorboards measure 8" long x 4" wide.

44093

Replacement rubbers.

Replacement Floorboard Rubbers



44047 SOLD IN PAIRS

Replaces 50614-66
Fits Big Twin floorboards 1940 to 1984.

Replacement floorboard rubbers.

- Inlet
- Exhaust

- Frames
- Accessories
- Kickstands

- Front Ends

- Gas Tanks
- Accessories

- Dash
- Instruments

- Oil Tanks
- Accessories

- Fenders

- Engine
- Accessories

- Clutch
- Transmission
- Drive Line

- Handlebar
- Controls

- Brakes

- Forward Controls
- Footpegs
- Accessories

- Hubs
- Axles
- Wheels
- Accessories

- Lighting
- License Plate Mounts
- Accessories

- Electrical
- Accessories

- Miscellaneous

Hubs, Axles, Wheels & Accessories



- Inlet
- Exhaust

- Frames
- Accessories
- Kickstands

- Front Ends

- Gas Tanks
- Accessories

- Dash
- Instruments

- Oil Tanks
- Accessories

- Fenders

- Engine
- Accessories

- Clutch
- Transmission
- Drive Line

- Handlebar
- Controls

- Brakes

- Forward Controls
- Footpegs
- Accessories

- Hubs
- Axles
- Wheels
- Accessories

- Lighting
- License Plate Mounts
- Accessories

- Electrical
- Accessories

- Miscellaneous

- Inlet
- Exhaust

Sportster Rear Hub Assembly

- Frames
- Accessories
- Kickstands

- Front Ends

- Gas Tanks
- Accessories

- Dash
- Instruments

- Oil Tanks
- Accessories

- Fenders

- Engine
- Accessories

- Clutch,
- Transmission
- Drive Line

- Handlebar
- Controls

- Brakes

- Forward
- Controls
- Footpegs
- Accessories

- Hubs
- Axles
- Wheels
- Accessories

- Lighting
- License
- Plate Mounts
- Accessories

- Electrical
- Accessories

- Miscellaneous



59003 SOLD EACH
 Replaces 41017-66A
 Fits Sportster models 1955 to 1978.

Beautifully chrome plated rear hub assembly, includes all internal parts.

XL & FX Front Hub Assembly 1974 to 1977



58009 SOLD EACH
 Replaces 43600-74
 Fits Sportster & FX models with single brake rotor and Narrowglide front ends except 1977 FXS & XLCR models.

Nicely chrome plated front hub assembly, includes all internal parts.

XL, FX & FXR Front Hub Assembly 1977 to 1999



58010 SOLD EACH
 Replaces 43600-78
 Fits Sportster, FX & FXR models with dual front brake rotors and Narrowglide front ends 1977 to 1983.

58011 SOLD EACH
 Replaces 43619-84
 Fits Sportster, FX & FXR models with single or dual front brake rotors and Narrowglide front ends 1984 to 1999 except FXLR.

Show chromed front wheel hub assemblies, including all internal parts.


Oil Seal



58005 SOLD PACK OF 10
 Replaces 47519-83A
 Fits most wheel hubs from 1984 thru 1999.

0.250" wide spring loaded double lip rubber oil seal.

XL, FXR & Softail Rear Hub Assembly



58008 SOLD EACH

Replaces 40976-86
Fits FXR models 1986 to 1994, XL models 1986 to Present and Softail models FXST(C) and FLST(F) 1986 to 1999.


Stock replacement chromed front hub assembly, comes with all internal parts.

58005 SOLD EACH

Replaces 47519-83A
Fits most wheel hubs from 1984 to 1999.

Rubber oil seal for wheel hubs.

Wide Glide Front Hub Assembly




58006 SOLD EACH

Replaces 43663-80A
Fits dual brake rotor FXWG models 1980 to 1983.

Beautifully chrome plated front hub assembly for most models with Wide Glide front ends. Flanges have 5/16" holes and hub assembly comes with all internal parts.

Softail Front Hub Assembly



58007 SOLD EACH

Replaces 43672-84
Fits FXST(C) models 1984 to 1999.

Show chromed front hub assembly, comes with all internal parts.

58012 SOLD EACH

Replaces 43053-86
Fits FLST Heritage Softail models 1986 to 1999.


Show chromed front hub assembly, comes with all internal parts.

58005 SOLD IN PACK OF 10

Replaces 47519-83A
Fits most wheel hubs from 1984 to 1999.

Rubber oil seal for wheel hubs.

Wheel Hub Spacers



60007 SOLD EACH

Replaces 43601-78
Replacement OEM style wheel hub spacer, 4.420" orange.

60008 SOLD EACH

Replaces 43602-78
Replacement OEM style wheel hub spacer, 4.434" yellow.

60009 SOLD EACH

Replaces 43603-78
Replacement OEM style wheel hub spacer, 4.448" white.

- Inlet
- Exhaust

- Frames
- Accessories
- Kickstands

- Front Ends

- Gas Tanks
- Accessories

- Dash
- Instruments

- Oil Tanks
- Accessories

- Fenders

- Engine
- Accessories

- Clutch
- Transmission
- Drive Line

- Handlebar
- Controls

- Brakes

- Forward Controls
- Footpegs
- Accessories

- Hubs
- Axles
- Wheels
- Accessories

- Lighting
- License Plate Mounts
- Accessories


- Electrical
- Accessories

- Miscellaneous

- Inlet
- Exhaust

Front Axle Hardware

- Frames
- Accessories
- Kickstands



- Front Ends

- Gas Tanks
- Accessories

60011 SOLD AS KIT
 Fits FL models 1973 to 1980 and FXWG models 1980 to 1983.
 Front axle hardware kit only.

60013 SOLD AS KIT
 Fits XL and FX models 1973 to 1977.
 Front axle hardware kit only.

- Dash
- Instruments

60012 SOLD AS KIT
 Fits FL models 1981 to 1984, FXST(C) & FXDWG models 1984 up, FXWG models 1984 to 1986 and FLH / FLT models 1980 to 2000.
 Front axle hardware kit only.

- Oil Tanks
- Accessories

- Fenders

Front Axle Kit

- Engine
- Accessories



- Clutch
- Transmission
- Drive Line

- Handlebar
- Controls

60028 SOLD AS KIT
 Replaces 43346-83
 Fits FL models from 1981 thru 1984, FXST(C) & FXWG models from 1984 & later, FXWG models from 1984 thru 1986, FLH & FLT models from 1980 thru 2000.

Axle shafts are machined from heat treated chrome-moly steel, triple chrome plated, machined polished and then ground after chroming to a tolerance of +/- 0.0005". Comes with hardware.

- Brakes

- Forward Controls
- Footpegs
- Accessories

- Hubs
- Axles
- Wheels
- Accessories

- Lighting
- License Plate Mounts
- Accessories

- Electrical
- Accessories

- Miscellaneous

Laser Alignment Tool




81006 SOLD AS KIT
 Laser wheel alignment tool by Tiger Manufacturing.

For a motorcycle to turn, brake, accelerate and maintain stability at high speeds the front and rear wheels must be inline. That's why a motorcycle is called a single track vehicle. Most bikes are set-up by lining up the rear wheel belt or rear chain to the transmission pulley or sprocket, believe it or not, this is not correct. Actually, this should be handled AFTER the wheels are aligned.

By using this kit and the tools provided, you can quickly align the rear wheel to the front wheel and thus achieve dynamic stability. It's a simple tool that handles a very complex job. It takes an engineer to understand single-track vehicle dynamics. This tool keeps you out of school and on the road much safer. Used as instructed, it will make your bike stop straight and do burnouts without going sideways. Your belt will last much longer, so will chains and tires. Plus, when you get a little wild in the corners the bike will go around right and left corners equally. Also, at high speed it will feel solid, instead of like you are on ice.

Rear Axles and Hardware Kit

Axle shafts are machined from heat treated chrome-moly steel, triple chrome plated, machined polished and then ground after chroming to a tolerance of +/- 0.0005". Rear axle nuts are penetration welded to the shaft and smoothly machined before polishing and chrome plating.



60017 SOLD AS KIT

Fits FL & FX models 1973 to 1985, FXWG models 1980 to 1983, FXB chain drive models 1980 to 1985. Rear axle hardware kit only.

60018 SOLD AS KIT

Fits XL models 1979 up. Rear axle hardware kit only.

60019 SOLD EACH

Fits FXR models 1982 to 1994, FLHT & FLT models 1980 to 2001 and FXST models 1986 to 2001 will also fit stock width Rigid frames. 12-5/8" long **Rear axle only.**

60020 SOLD AS KIT

Replaces 41110-79A
Fits FXR models 1982 to 1994, FLHT & FLT models 1980 to 2001 and FXST models 1986 to 2001 will also fit stock width Rigid frames. Rear axle and hardware kit.

FXST & FLST Chrome Axle Spacer



60063 SOLD EACH

Replaces 41595-00
Use on FXST from 2000 thru 2005 & FLST models from 2000 thru 2006.
Rear chrome axle spacer.

XL Chrome Axle Spacer



60062 SOLD EACH

Replaces 40910-00
Use on XL models from 2000 thru 2003.
Rear chrome axle spacer.

FXD & FLSTF Chrome Axle Spacer



60066 SOLD EACH

Replaces 43617-00
Use on FXD from 2000 thru 2003 & FLSTF models 2000 thru 2006.
Front chrome axle spacer.



- Inlet
- Exhaust

- Frames
- Accessories
- Kickstands

- Front Ends

- Gas Tanks
- Accessories

- Dash
- Instruments

- Oil Tanks
- Accessories

- Fenders

- Engine
- Accessories

- Clutch
- Transmission
- Drive Line

- Handlebar
- Controls

- Brakes

- Forward Controls
- Footpegs
- Accessories

- Hubs
- Axles
- Wheels
- Accessories

- Lighting
- License Plate Mounts
- Accessories

- Electrical
- Accessories

- Miscellaneous

- Inlet
- Exhaust

FXST & FXDWG Chrome Axle Spacer



60064 SOLD EACH
Replaces 43686-00
Use on FXST from 2000 thru 2006 & FXDWG models 2000 thru 2005.
Front chrome axle spacer.



- Frames
- Accessories
- Kickstands

- Front Ends

- Gas Tanks
- Accessories

- Dash
- Instruments

- Oil Tanks
- Accessories

- Fenders

- Engine
- Accessories

- Clutch
- Transmission
- Drive Line

- Handlebar
- Controls

- Brakes

- Forward Controls
- Footpegs
- Accessories

- Hubs
- Axles
- Wheels
- Accessories

- Lighting
- License Plate Mounts
- Accessories

- Electrical
- Accessories

- Miscellaneous

Big Twin & Sportster Wheel Axle Adjusters



60005 SOLD IN PAIRS
Replaces 41530-84T
Fits Sportster models 1979 to Present and Big Twin models 1973 to Present except Dyna Glide and 1987 up Softails.

Chrome plated rear wheel adjusters for Big Twin & Sportster models.

Softail Wheel Axle Adjusters



60006 SOLD IN PAIRS
Replaces 47577-86, 47579-86 & 7783
Fits Softail models 1987 to Present.

Chrome plated rear wheel adjusters for Softail models and stock width Rigid frames with 3/4" axles.

Chrome Axles Caps



60001 SOLD EACH
Fits **FRONT** 4 speed FX models 1973 to 1985, FXR models 1982 to 1987 and Sportster models 1973 to 1987.

60002 SOLD IN PAIRS
Fits **FRONT** 4 speed FL models 1981 to 1984, FLT & FLHT models 1980 to 1989, Softail models 1984 to 1989, FXR models 1988 to 1989, FXWG models 1980 to 1986 and Evolution Sportster models 1988 to Present.

60003 SOLD IN PAIRS
Fits **REAR** 4 speed FX models 1973 to 1980 FXWG models 1980 to 1981 and Sportster models 1957 to 1980.

60004 SOLD IN PAIRS
Fits **REAR** 4 speed FL models 1981 to 1984, FLT & FLHT models 1980 to 1989, Softail models 1984 to 1989, 4 speed FX models 1981 to 1985, FXR models 1982 to 1987, FXWG models 1982 to 1986 and Sportster models 1981 to 1987.

Beautifully chromed axle cap kits come complete with all necessary hardware and allen key.

Late Softail Model Stainless Axle Spacers & Bolts



05500 SOLD AS SET
Fits 2000 thru 2007 Softail models.

Polished stainless steel axle **adjuster bolts**.

05502 SOLD AS SET
Fits 2000 thru 2007 Softail models.

Polished stainless steel axle **spacers**.

Early Softail Model Stainless Axle Spacers & Bolts



05501 SOLD AS SET
Fits 1996 thru 1999 Softail models.

Polished stainless steel axle **adjuster bolts**.

05503 SOLD AS SET
Fits 1996 thru 1999 Softail models.

Polished stainless steel axle **adjuster bolts**.



Rear Wheel Spacers



58016 SOLD EACH
Fits H-D type wheel application thru 1999.
0.250" rear wheel spacer

58017 SOLD EACH
Fits H-D type wheel application thru 1999.
0.500" rear wheel spacer

58018 SOLD EACH
Fits H-D type wheel application thru 1999.
0.750" rear wheel spacer

58019 SOLD EACH
Fits H-D type wheel application thru 1999.
0.973" rear wheel spacer

58020 SOLD EACH
Fits H-D type wheel application thru 1999.
1.100" rear wheel spacer for use with
BDL 1" pulleys.

58021 SOLD EACH
Fits H-D type wheel application thru 1999.
1.250" rear wheel spacer

Polished billet aluminum finish rear wheel spacers. Facilitates driveline installation on custom wide frame and wheel applications.

Big Twin Rear Pulley Spacers



58026 SOLD EACH
Fits 1986 thru 1999 Big Twin models.
11/16" polished aluminum 10 hole pulley spacer.

58027 SOLD EACH
Fits 1986 thru 1999 Big Twin models.
1/2" polished aluminum 10 hole pulley spacer.

58028 SOLD EACH
Fits 1986 thru 1999 Big Twin models.
3/4" polished aluminum 10 hole pulley spacer.

58029 SOLD EACH
Fits 1986 thru 1999 Big Twin models.
1" polished aluminum 10 hole pulley spacer.

58030 SOLD EACH
Fits 1986 thru 1999 Big Twin models.
1-1/4" polished aluminum 10 hole pulley spacer.

58031 SOLD EACH
Fits 1986 thru 1999 Big Twin models.
1-3/8" polished aluminum 10 hole pulley spacer.

58032 SOLD EACH
Fits 1986 thru 1999 Big Twin models.
1-1/2" polished aluminum 10 hole pulley spacer.

Spectro Waterproof #2 Grease



32012 SOLD EACH - 1lb TUB
Spectro special performance lubricant (SPL) EP waterproof #2 grease.

A multi-grade, extreme pressure grease that does not thin out at high temperatures, Spectro SPL provides superior protection in all critical applications. Ideal for use in wheel bearings, steering head bearings, and swingarm pivots.

- Inlet
- Exhaust

- Frames
- Accessories
- Kickstands

- Front Ends

- Gas Tanks
- Accessories

- Dash
- Instruments

- Oil Tanks
- Accessories

- Fenders

- Engine
- Accessories

- Clutch
- Transmission
- Drive Line

- Handlebar
- Controls

- Brakes

- Forward Controls
- Footpegs
- Accessories

- Hubs
- Axles
- Wheels
- Accessories

- Lighting
- License Plate Mounts
- Accessories

- Electrical
- Accessories

- Miscellaneous

Recluse Polished & Chrome Billet Aluminum Front Wheels



- ◆ 5 year warranty on Chrome Wheels, also available in polished applications
- ◆ Lifetime structural warranty - one-piece forged wheels are the strongest available today.
- ◆ Completely manufactured in-house at Weld Racing - no outside contractors are used in manufacturing or chroming - made in USA
- ◆ Made from the finest 6061 aluminum available
- ◆ Two popular styles in inventory - special orders available for other styles
- ◆ Used by some of the industries' biggest name builders

Part Number	Wheel Size	Disc Type	Models	Year
Polished front wheels				
60201	16" x 3.5"	Single Disc	Wide Glide	up to 2000
60200	16" x 3.5"	Single Disc	Wide Glide	2000 onwards
60203	16" x 3.5"	Dual Disc	Wide Glide	up to 2000
60202	16" x 3.5"	Dual Disc	Wide Glide	2000 onwards
60211	21" x 2.15"	Single Disc	Wide Glide	up to 2000
60210	21" x 2.15"	Single Disc	Wide Glide	2000 onwards
60213	21" x 2.15"	Dual Disc	Wide Glide	up to 2000
60212	21" x 2.15"	Dual Disc	Wide Glide	2000 onwards
60215	21" x 2.15"	Single Disc	Narrow Glide	up to 2000
60214	21" x 2.15"	Single Disc	Narrow Glide	2000 onwards
60217	21" x 2.15"	Dual Disc	Narrow Glide	up to 2000
60216	21" x 2.15"	Dual Disc	Narrow Glide	2000 onwards
60219	21" x 3.25"	Single Disc	Wide Glide	up to 2000
60218	21" x 3.25"	Single Disc	Wide Glide	2000 onwards

Chrome front wheels				
60220	16" x 3.2"	Single Disc	FLS	up to 2000
60222	16" x 3.5"	Single Disc	Wide Glide	up to 2000
60221	16" x 3.5"	Single Disc	Wide Glide	2000 onwards
60224	16" x 3.5"	Dual Disc	Wide Glide	up to 2000
60223	16" x 3.5"	Dual Disc	Wide Glide	2000 onwards
60226	16" x 3.5"	Dual Disc	FLH with 3/4" axle	up to 2000
60225	16" x 3.5"	Dual Disc	FLH with 1" axle	2000 onwards
60232	18" x 3.5"	Single Disc	Wide Glide	up to 2000
60231	18" x 3.5"	Single Disc	Wide Glide	2000 onwards
60249	19" x 2.15"	Single Disc	Narrow Glide	up to 2000
60248	19" x 2.15"	Single Disc	Narrow Glide	2000 onwards
60241	21" x 2.15"	Single Disc	Wide Glide	up to 2000
60240	21" x 2.15"	Single Disc	Wide Glide	2000 onwards
60243	21" x 2.15"	Dual Disc	Wide Glide	up to 2000
60242	21" x 2.15"	Dual Disc	Wide Glide	2000 onwards
60245	21" x 2.15"	Single Disc	Narrow Glide	up to 2000
60244	21" x 2.15"	Single Disc	Narrow Glide	2000 onwards
60247	21" x 3.25"	Single Disc	Wide Glide	up to 2000
60246	21" x 3.25"	Single Disc	Wide Glide	2000 onwards

- Inlet
- Exhaust

- Frames
- Accessories
- Kickstands

- Front Ends

- Gas Tanks
- Accessories

- Dash
- Instruments

- Oil Tanks
- Accessories

- Fenders

- Engine
- Accessories

- Clutch
- Transmission
- Drive Line

- Handlebar
- Controls

- Brakes

- Forward Controls
- Footpegs
- Accessories

- Hubs
- Axles
- Wheels
- Accessories

- Lighting
- License Plate Mounts
- Accessories

- Electrical
- Accessories

- Miscellaneous

Recluse Polished & Chrome Billet Aluminum Rear Wheels



- ◆ 5 year warranty on Chrome Wheels, also available in polished applications
- ◆ Lifetime structural warranty - one-piece forged wheels are the strongest available today.
- ◆ Completely manufactured in-house at Weld Racing - no outside contractors are used in manufacturing or chroming - made in USA
- ◆ Made from the finest 6061 aluminum available
- ◆ Two popular styles in inventory - special orders available for other styles
- ◆ Used by some of the industries' biggest name builders

Part Number	Wheel Size	Models	Year
Polished rear wheels			
60204	16" x 3.5"	Big Twins including FLH with 3/4" axles	up to 2000
60205	18" x 5.5"	Big Twins with 3/4" axles	2000 onwards
60206	18" x 5.5"	Big Twins with 3/4" axles	up to 2000
60207	18" x 5.5"	Big Twins with 1" axles	2000 onwards
60209	18" x 8.5"	Custom applications with 3/4" axles	2000 onwards
60208	18" x 8.5"	Custom applications with 1" axles	2000 onwards

Chrome rear wheels			
60230	16" x 3.5"	Big Twins with 3/4" axle including FLH	up to 2000
60227	16" x 3.5"	Big Twins with 3/4" axles	2000 onwards
60228	16" x 3.5"	FLH with 1" axles	2000 thru 2002
60229	16" x 3.5"	FLH with 1" axles	2003 onwards
60233	18" x 3.5"	Softail with 3/4" axle - must use weld pulley	2000 onwards
60234	18" x 3.5"	Big Twins including FLH with 3/4" axle	up to 2000
60235	18" x 5.5"	Big Twins with 3/4" axles	2000 onwards
60236	18" x 5.5"	Big Twins with 3/4" axles	up to 2000
60237	18" x 5.5"	Big Twins with 1" axles	2000 onwards
60239	18" x 8.5"	Custom applications with 3/4" axles	2000 onwards
60238	18" x 8.5"	Custom applications with 1" axles	2000 onwards
60251	18" x 8.5"	Custom applications for a pulley brake or HHI type setup with 1" axles. It has a normal pulley side hub and a conical shaped hub on the other side	2000 onwards
60250	18" x 10.5"	Custom applications for a pulley brake or HHI type setup with 1" axles. It has a normal pulley side hub and a conical shaped hub on the other side	2000 onwards

- Inlet
- Exhaust

- Frames
- Accessories
- Kickstands

- Front Ends

- Gas Tanks
- Accessories

- Dash
- Instruments

- Oil Tanks
- Accessories

- Fenders

- Engine
- Accessories

- Clutch
- Transmission
- Drive Line

- Handlebar
- Controls

- Brakes

- Forward Controls
- Footpegs
- Accessories

- Hubs
- Axles
- Wheels
- Accessories

- Lighting
- License Plate Mounts
- Accessories

- Electrical
- Accessories

- Miscellaneous

Blade Polished & Chrome Billet Aluminum Front Wheels



- ◆ 5 year warranty on Chrome Wheels, also available in polished applications
- ◆ Lifetime structural warranty - one-piece forged wheels are the strongest available today.
- ◆ Completely manufactured in-house at Weld Racing - no outside contractors are used in manufacturing or chroming - made in USA
- ◆ Made from the finest 6061 aluminum available
- ◆ Two popular styles in inventory - special orders available for other styles
- ◆ Used by some of the industries' biggest name builders

Part Number	Wheel Size	Disc Type	Models	Year
Polished front wheels				
60253	16" x 3.5"	Single Disc	Wide Glide	up to 2000
60252	16" x 3.5"	Single Disc	Wide Glide	2000 onwards
60255	16" x 3.5"	Dual Disc	Wide Glide	up to 2000
60254	16" x 3.5"	Dual Disc	Wide Glide	2000 onwards
60263	21" x 2.15"	Single Disc	Wide Glide	up to 2000
60262	21" x 2.15"	Single Disc	Wide Glide	2000 onwards
60265	21" x 2.15"	Dual Disc	Wide Glide	up to 2000
60264	21" x 2.15"	Dual Disc	Wide Glide	2000 onwards
60267	21" x 2.15"	Single Disc	Narrow Glide	up to 2000
60266	21" x 2.15"	Single Disc	Narrow Glide	2000 onwards
60268	21" x 2.15"	Dual Disc	Narrow Glide	2000 onwards
60270	21" x 3.25"	Single Disc	Wide Glide	up to 2000
60269	21" x 3.25"	Single Disc	Wide Glide	2000 onwards

Chrome front wheels				
60273	16" x 3.5"	Single Disc	Wide Glide	up to 2000
60272	16" x 3.5"	Single Disc	Wide Glide	2000 onwards
60275	16" x 3.5"	Dual Disc	Wide Glide	up to 2000
60274	16" x 3.5"	Dual Disc	Wide Glide	2000 onwards
60277	16" x 3.5"	Dual Disc	FLH with 3/4" axles	up to 2000
60276	16" x 3.5"	Dual Disc	FLH with 1" axle	2000 onwards
60283	18" x 3.5"	Single Disc	Wide Glide	up to 2000
60282	18" x 3.5"	Single Disc	Wide Glide	2000 onwards
60301	19" x 2.15"	Single Disc	Narrow Glide	up to 2000
60300	19" x 2.15"	Single Disc	Narrow Glide	2000 onwards
60293	21" x 2.15"	Single Disc	Wide Glide	up to 2000
60292	21" x 2.15"	Single Disc	Wide Glide	2000 onwards
60295	21" x 2.15"	Dual Disc	Wide Glide	up to 2000
60294	21" x 2.15"	Dual Disc	Wide Glide	2000 onwards
60297	21" x 2.15"	Single Disc	Narrow Glide	up to 2000
60296	21" x 2.15"	Single Disc	Narrow Glide	2000 onwards
60299	21" x 3.25"	Single Disc	Wide Glide	up to 2000
60298	21" x 3.25"	Single Disc	Wide Glide	2000 onwards

- Inlet
- Exhaust

- Frames
- Accessories
- Kickstands

- Front Ends

- Gas Tanks
- Accessories

- Dash
- Instruments

- Oil Tanks
- Accessories

- Fenders

- Engine
- Accessories

- Clutch
- Transmission
- Drive Line

- Handlebar
- Controls

- Brakes

- Forward Controls
- Footpegs
- Accessories

- Hubs
- Axles
- Wheels
- Accessories

- Lighting
- License Plate Mounts
- Accessories

- Electrical
- Accessories

- Miscellaneous

Blade Polished & Chrome Billet Aluminum Rear Wheels



- ◆ 5 year warranty on Chrome Wheels, also available in polished applications
- ◆ Lifetime structural warranty - one-piece forged wheels are the strongest available today.
- ◆ Completely manufactured in-house at Weld Racing - no outside contractors are used in manufacturing or chroming - made in USA
- ◆ Made from the finest 6061 aluminum available
- ◆ Two popular styles in inventory - special orders available for other styles
- ◆ Used by some of the industries' biggest name builders

- Inlet
- Exhaust

- Frames
- Accessories
- Kickstands

- Front Ends

- Gas Tanks
- Accessories

- Dash
- Instruments

- Oil Tanks
- Accessories

- Fenders

- Engine
- Accessories

- Clutch
- Transmission
- Drive Line

- Handlebar
- Controls

- Brakes

- Forward Controls
- Footpegs
- Accessories

- Hubs
- Axles
- Wheels
- Accessories

- Lighting
- License Plate Mounts
- Accessories

- Electrical
- Accessories

- Miscellaneous

Part Number	Wheel Size	Models	Year
Polished rear wheels			
60256	16" x 3.5"	Big Twins including FLH with 3/4" axle	up to 2000
60257	18" x 5.5"	Big Twins with 3/4" axles	2000 onwards
60258	18" x 5.5"	Big Twins with 3/4" axles	up to 2000
60259	18" x 5.5"	Big Twins with 1" axles	2000 onwards
60261	18" x 8.5"	Custom applications with 3/4" axles	2000 onwards
60260	18" x 8.5"	Custom applications with 1" axles	2000 onwards

Chrome rear wheels			
60281	16" x 3.5"	Big Twins including FLH	up to 2000
60278	16" x 3.5"	Big Twins with 3/4" axles	2000 onwards
60279	16" x 3.5"	FLH with 1" axles	2000 onwards
60280	16" x 3.5"	Softail	2003 onwards
60284	18" x 3.5"	Softail	2003 onwards
60285	18" x 3.5"	Big Twins including FLH	up to 2000
60286	18" x 5.5"	Big Twins with 3/4" axles	2000 onwards
60287	18" x 5.5"	Big Twins with 3/4" axles	up to 2000
60288	18" x 5.5"	Big Twins with 1" axles	2000 onwards
60289	18" x 8.5"	Custom applications with 1" axles	2000 onwards
60290	18" x 8.5"	Custom applications with 3/4" axles	2000 onwards
60291	18" x 8.5"	Custom applications for a pulley brake or HHI type setup with 1" axles. It has a normal pulley side hub and a conical shaped hub on the other side	2000 onwards

- Inlet
- Exhaust

40 Spoke Laced Front Wheel Assemblies with Steel Hubs



- ◆ 16" x 3.00"- 40 spoke high quality wheel assemblies
- ◆ Show chrome single flange hub
- ◆ Show chrome steel 40 spoke rim
- ◆ Show chrome steel spokes
- ◆ Comes with bearings, seals and center spacer installed.
- ◆ Wheels use a rubber side valve inner tube PT# 59004 (not included).

58023 SOLD EACH

Fits single disc FLSTC, FLSTN, FLSTF & Softail models from 1984 thru 1999.

- Frames
- Accessories
- Kickstands

- Front Ends

- Gas Tanks
- Accessories

- Dash
- Instruments

- Oil Tanks
- Accessories

- Fenders

- Engine
- Accessories

- Clutch
- Transmission
- Drive Line

- Handlebar
- Controls

- Brakes

- Forward Controls
- Footpegs
- Accessories

- Hubs
- Axles
- Wheels
- Accessories

- Lighting
- License Plate Mounts
- Accessories

- Electrical
- Accessories

- Miscellaneous

40 Spoke Laced Front Wheel Assemblies with Steel Hubs



- ◆ Show chrome steel hub and 40 spoke rim
- ◆ Show chrome steel spokes
- ◆ Comes with 3/4" diameter bearings, seals and center spacer, end float is set at the factory.
- ◆ Wheels use a rubber center valve inner tube (not included).

60101 SOLD EACH

Fits **front single disc** Big Twin models from 1984 thru 1999. 215 x 21 x 40 spoke wheel assembly. Uses inner tube PT#59008 (not included).

60100 SOLD EACH

Fits **front dual disc** Big Twin models from 1984 thru 1999. 215 x 21 x 40 spoke wheel assembly. Uses inner tube PT#59008 (not included).

60103 SOLD EACH

Fits **front dual disc** Big Twin models from 1984 thru 1999. 300 x 16 x 40 spoke wheel assembly. Uses inner tube PT#59009 (not included).

40 Spoke Laced Rear Wheel Assemblies with Steel Hubs



- ◆ Show chrome steel hub and 40 spoke rim
- ◆ Show chrome steel spokes
- ◆ Comes with 3/4" diameter bearings, seals and center spacer, end float is set at the factory.
- ◆ Wheels use a rubber center valve inner tube (not included).

60102 SOLD EACH

Fits **rear** Big Twin models from 1984 thru 1999. 300 x 16 x 40 spoke wheel assembly. Uses inner tube PT#59009 (not included).

60 Spoke Laced Front Wheel Assemblies



- ◆ 21" x 2.15"- 60 spoke high quality wheel assemblies
- ◆ Billet chrome aluminum hubs
- ◆ Show chrome steel 60 spoke rim
- ◆ Polished stainless steel spokes
- ◆ 3/4" diameter Timken style bearings and center spacer are included but not installed (seals not included), allowing you to set bearing end play to your specifications and use your preferred wheel bearing grease
- ◆ Wheels use a center metal valve stem

58024 SOLD EACH

Fits single disc 1984 thru 1999 Wide Glide models and custom applications.

60 Spoke Laced Black Front Wheel Assemblies



- ◆ 21" x 2.15" - 60 spoke high quality wheel assemblies
- ◆ Black powder coated billet aluminum hubs
- ◆ Black powder coated steel 60 spoke rim
- ◆ Polished stainless steel spokes
- ◆ Comes with 3/4" diameter sealed axle bearings all ready installed
- ◆ Wheels use a center metal valve stem

60061 SOLD EACH

Fits any 1984 thru 1999 single disc Softail style front end. These "blacked out" wheels are the perfect fit for any Bobber project, or anybody into black.

60 Spoke Laced Rear Wheel Assemblies



- ◆ 18"x 5.5" & 18"x 8.5" - 60 spoke high quality wheel assemblies
- ◆ Billet chrome aluminum hubs
- ◆ Show chrome steel 60 spoke rim
- ◆ Polished stainless steel spokes
- ◆ Comes with 1" diameter sealed axle bearings already installed
- ◆ Wheels use a center metal valve stem

58033 SOLD EACH

18" x 5.5" 60 spoke high quality wheel assemblies
Fits 180 / 200 tire applications.

58025 SOLD EACH

18" x 8.5" 60 spoke high quality wheel assemblies
Fits 240 / 250 wide tire applications.

60 Spoke Laced Black Rear Wheel Assemblies



- ◆ 16" x 3.50" - 60 spoke high quality wheel assemblies
- ◆ Black powder coated billet aluminum hubs
- ◆ Black powder coated steel 60 spoke rim
- ◆ Polished stainless steel spokes
- ◆ Comes with 3/4" diameter sealed axle bearings all ready installed
- ◆ Wheels use a side metal valve stem

60060 SOLD EACH

Fits any 1984 thru 1999 Softail style rear brake and spacer set up. These "blacked out" wheels are the perfect fit for any Bobber project, or anybody into black.

• Inlet
• Exhaust

• Frames
• Accessories
• Kickstands

• Front Ends

• Gas Tanks
• Accessories

• Dash
• Instruments

• Oil Tanks
• Accessories

• Fenders

• Engine
• Accessories

• Clutch
• Transmission
• Drive Line

• Handlebar
• Controls

• Brakes

• Forward Controls
• Footpegs
• Accessories

• Hubs
• Axles
• Wheels
• Accessories

• Lighting
• License Plate Mounts
• Accessories

• Electrical
• Accessories

• Miscellaneous

80 Spoke Laced Wheel Assemblies



- ◆ High Quality American made wheel assemblies
- ◆ Billet chrome custom aluminum hubs
- ◆ Steel 80 spoke rim
- ◆ Polished stainless steel spokes with custom smooth nipples
- ◆ Bearings, seals and center spacer are included but not installed, allowing you to set bearing end play to your specifications and use your preferred wheel bearing grease
- ◆ DOT approved and trued to less than .005" runout
- ◆ All wheels use a center metal valve stem except the 16" x 3.5" wheels which use a side metal valve stem
- ◆ Applications are arranged by wheel rim size and then by model application.

Front Wheels 80 spoke - stock

60035 SOLD EACH
16" x 3.5" **dual disc** for FLT, FLHT, FLHR & FLTR models from 2000 onwards.

60032 SOLD EACH
16" x 3.5" **single disc** for FLST/C/F models from 2000 onwards.

60042 SOLD EACH
16" x 3.5" **dual disc** for FLT, FLHT, FLHR & FLHS models from 1984 thru 1999.

60043 SOLD EACH
16" x 3.5" **single disc** for FLST/C/F/N models from 1986 thru 1999.

60059 SOLD EACH
18" x 3.5" **single disc** for FLST/C/F models from 2000 onwards.

60039 SOLD EACH
19" x 2.15" **single & dual disc** for FXD & FXR models from 2000 thru 2003, XL models from 2000 onwards.

60045 SOLD EACH
19" x 2.15" **single & dual disc** for FXD, FXR & XL models from 1984 thru 1999.

60036 SOLD EACH
21" x 2.15" **single disc** for FXST/C & FXDWG models from 2000 onwards.

60037 SOLD EACH
21" x 2.15" **single & dual disc** for FXD models from 2000 thru 2003 & XL models from 2000 onwards.

60046 SOLD EACH
21" x 2.15" **single disc** for FXST/C & FXDWG models from 1984 thru 1999 & FXWG models from 1984 thru 1986.

60047 SOLD EACH
21" x 2.15" **single disc** for FXSTS models from 1996 thru 1999.

60048 SOLD EACH
21" x 2.15" **single & dual disc** for FXD, FXR & XL models from 1984 thru 1999.

60049 SOLD EACH
21" x 2.15" **dual disc** for FXWG models from 1980 thru 1983.

60051 SOLD EACH
21" x 3" for FXSTS models from 1996 thru 1999.

Rear Wheels 80 spoke - stock

60034 SOLD EACH
16" x 3.5" for FLT, FLHT, FLHR & FLTR models from 2000 thru 2001.

60033 SOLD EACH
16" x 3.5" for FXST, FXR, FLST/C/F & Dyna models from 2000 onwards & XL models from 2000 thru 2004.

60050 SOLD EACH
16" x 3.5" for FLT, FLHT, FLHR & FLHS models from 1984 thru 1999.

60052 SOLD EACH
16" x 3.5" for FXST, FXR, FLST/C/F/N, XL & Dyna models from 1986 thru 1999.

- Inlet
- Exhaust

- Frames
- Accessories
- Kickstands

- Front Ends

- Gas Tanks
- Accessories

- Dash
- Instruments

- Oil Tanks
- Accessories

- Fenders

- Engine
- Accessories

- Clutch
- Transmission
- Drive Line

- Handlebar
- Controls

- Brakes

- Forward Controls
- Footpegs
- Accessories

- Hubs
- Axles
- Wheels
- Accessories

- Lighting
- License Plate Mounts
- Accessories

- Electrical
- Accessories

- Miscellaneous

Custom Wide 80 Spoke Laced Rear Wheel Assemblies



- ◆ High Quality American made wheel assemblies
- ◆ Billet chrome custom aluminum hubs
- ◆ Steel 80 spoke rim
- ◆ Polished stainless steel spokes with custom smooth nipples
- ◆ Bearings, seals and center spacer are included but not installed, allowing you to set bearing end play to your specifications and use your preferred wheel bearing grease
- ◆ DOT approved and trued to less then .005" runout
- ◆ All wheels use a center metal valve stem
- ◆ Hub width is measured from rotor to pulley mounting surfaces
- ◆ Stock width hub (6.375") refers to the width of an OEM rear hub on a 86-04 Softail
- ◆ 5.5", 7" & 9" wheels will require changes to the frame, fender & swing arm modification. A narrower drive belt may also be required

Stock width hub, 3/4" axle (offset for a 180mm tire)

60057 SOLD EACH
18" x 5.5" with sealed bearings for 2000 thru 2004 models.

60053 SOLD EACH
18" x 5.5" with Timken style bearings for 1986 thru 1999 models.

Stock width hub, 3/4" axle (offset for a 200mm tire)

60056 SOLD EACH
18" x 5.5" with sealed bearings for models 2000 onwards.

60054 SOLD EACH
18" x 5.5" with Timken style bearings for 1986 thru 1999 models.

9.5" wide hub, 1" axle

60040 SOLD EACH
15" x 7" with sealed bearings for 1986 thru 1999 models.

60041 SOLD EACH
18" x 9" with sealed bearings for 1986 thru 1999 models.

Note : It is the installers responsibility to determine the required changes

Year applications listed for custom wheels refer to the style of rotor and pulley to be used with that wheel

- Inlet
- Exhaust

- Frames
- Accessories
- Kickstands

- Front Ends

- Gas Tanks
- Accessories

- Dash
- Instruments

- Oil Tanks
- Accessories

- Fenders

- Engine
- Accessories

- Clutch
- Transmission
- Drive Line

- Handlebar
- Controls

- Brakes

- Forward Controls
- Footpegs
- Accessories

- Hubs
- Axles
- Wheels
- Accessories

- Lighting
- License Plate Mounts
- Accessories

- Electrical
- Accessories

- Miscellaneous

- Inlet
- Exhaust

Custom Style Wheel Rim

- Frames
- Accessories
- Kickstands

- Front Ends

- Gas Tanks
- Accessories

- Dash
- Instruments

- Oil Tanks
- Accessories

- Fenders

- Engine
- Accessories

- Clutch
- Transmission
- Drive Line

- Handlebar
- Controls

- Brakes

- Forward Controls
- Footpegs
- Accessories

- Hubs
- Axles
- Wheels
- Accessories

- Lighting
- License Plate Mounts
- Accessories

- Electrical
- Accessories

- Miscellaneous



58001 SOLD EACH
Rim is 1.85 x 21" with 40 holes.

58002 SOLD EACH
Rim is 2.15 x 19" with 40 holes.

Show chromed wheel rims with rolled edges.

Rim Strips



59012 SOLD EACH
Rim strip for 16" wheel with side valve.

59013 SOLD EACH
Rim strip for 16" wheel with center valve.

59010 SOLD EACH
Rim strip for 19" wheel with side valve.

59011 SOLD EACH
Rim strip for 21" wheel with center valve.

Rubber rim strips for 16", 19" and 21" rims. Strips are 1.18" (3cm) wide.

Heavy Duty Tire Inner Tubes



16" Inner Tubes

59006 SOLD EACH
Fits 5.00 / 5.10 x 16 wheels. 16" inner tube with steel offset valve.

59009 SOLD EACH
Fits 5.00 / 5.10 x 16 wheels. 16" inner tube with steel center valve.

18" Inner Tubes

59001 SOLD EACH
Fits 5.00 x 18 wheels. 18" inner tube with steel center valve.

59002 SOLD EACH
Fits 180 / 55 x 18 wheels. 18" inner tube with steel center valve.

19" Inner Tubes

59007 SOLD EACH
Fits 2.75 / 3.00 x 19 wheels. 19" inner tube with steel center valve.

21" Inner Tubes

59008 SOLD EACH
Fits 3.25 / 3.50 x 21 wheels. 21" inner tube with steel center valve.

Heavy duty non porous butyl inner tubes. Hold air for longer, a much better choice than rubber.

Custom Wheel Spokes



58014 SOLD IN SETS

Replaces 43032-40B
Fits Big Twin & Sportster models from 1977 with 16" drop center wheel rims and either steel or wide aluminum 40 spoke hubs.

Nicely chromed 16" steel wheel spokes and nipples.

58015 SOLD IN SETS

Replaces 43032-40B
Fits Big Twin & Sportster models from 1977 with 16" drop center wheel rims and either steel or wide aluminum 40 spoke hubs.

Polished stainless 16" steel wheel spokes and nipples.

60030 SOLD IN SETS

Fits 21" drop center wheel rims with steel 40 spoke hubs.

Nicely chromed 21" steel wheel spokes and nipples.

60031 SOLD IN SETS

Fits 21" drop center wheel rims with steel 40 spoke hubs.

Stainless steel 21" wheel spokes and nipples.

These stainless steel and chrome plated carbon steel spoke sets combine outstanding strength with light weight and flexibility. Packaged and sold per set to lace one 40 spoke wheel, order 2 sets for 80 hole rims, or 3 sets for 120 hole rims.

Note : Stainless steel spokes and nipples are made from different types of stainless material to minimize their seizing to each other. However, we strongly recommend the use of an anti-seize compound when assembling these spokes.

Spectro Waterproof #2 Grease



32012 SOLD EACH - 1lb TUB
Spectro special performance lubricant (SPL) EP waterproof #2 grease.

A multi-grade, extreme pressure grease that does not thin out at high temperatures, Spectro SPL provides superior protection in all critical applications. Ideal for use in wheel bearings, steering head bearings, and swingarm pivots.

- Inlet
- Exhaust

- Frames
- Accessories
- Kickstands

- Front Ends

- Gas Tanks
- Accessories

- Dash
- Instruments

- Oil Tanks
- Accessories

- Fenders

- Engine
- Accessories

- Clutch
- Transmission
- Drive Line

- Handlebar
- Controls

- Brakes

- Forward Controls
- Footpegs
- Accessories

- Hubs
- Axles
- Wheels
- Accessories

- Lighting
- License Plate Mounts
- Accessories

- Electrical
- Accessories

- Miscellaneous

Lighting, License Plate Mounts & Accessories

- Inlet
- Exhaust

- Frames
- Accessories
- Kickstands

- Front Ends

- Gas Tanks
- Accessories

- Dash
- Instruments

- Oil Tanks
- Accessories

- Fenders

- Engine
- Accessories

- Clutch
- Transmission
- Drive Line

- Handlebar
- Controls

- Brakes

- Forward Controls
- Footpegs
- Accessories

- Hubs
- Axles
- Wheels
- Accessories

- Lighting
- License Plate Mounts
- Accessories

- Electrical
- Accessories

- Miscellaneous



5-3/4" Headlamp Assemblies with either Diamond Cut "ICE" or "Skull" Lamps

These Rodeo Drive design headlamp assemblies are a combination of the old school step down look and the new style pointed rear section look. The smooth flowing or flamed style bodies and the Frenched bezels really make them stand out and look great. Each headlamp bucket comes with a 3/4" mounting block (mounting bolts are not included), a diamond cut ice or skull lamp and an H4 Xenon filled 55/60 watt bulb.

Note : Installing a higher wattage or Blue tint bulb will void the warranty as it will eventually cause damage either in your lamp or your wiring.



76150 SOLD EACH
5-3/4" Rodeo Drive Design Smooth / Frenched Bucket with DOT approved Diamond Cut "ICE" Lamp.



76151 SOLD EACH
5-3/4" Rodeo Drive Design Smooth / Frenched Bucket with DOT approved Diamond Cut "Skull" Lamp.



76152 SOLD EACH
5-3/4" Rodeo Drive Design Flamed / Frenched Bucket with DOT approved Diamond Cut "ICE" Lamp.



76153 SOLD EACH
5-3/4" Rodeo Drive Design Flamed / Frenched Bucket with DOT approved Diamond Cut "Skull" Lamp.

3/4" Headlamp Block Mount



76161 SOLD EACH
This Beautifully precisely crafted mounting block mounts to the bottom triple tree. They fit all 7", 5-3/4" and 4-1/2" headlamp buckets. Mounting bolts are not included.

5-3/4" Headlamp Assembly



76178 SOLD EACH
Beautifully chromed 5-3/4" DOT approved headlamp assembly offers high dollar looks at a budget price. Includes a chrome mounting block, 3 wire harness and a 60/55 watt halogen H4 bulb.

Don't let the price fool you, this light offers the looks of much higher priced units.

- Inlet
- Exhaust

- Frames
- Accessories
- Kickstands

- Front Ends

- Gas Tanks
- Accessories

- Dash
- Instruments

- Oil Tanks
- Accessories

- Fenders

- Engine
- Accessories

- Clutch
- Transmission
- Drive Line

- Handlebar
- Controls

- Brakes

- Forward Controls
- Footpegs
- Accessories

- Hubs
- Axles
- Wheels
- Accessories

- Lighting
- License Plate Mounts
- Accessories

- Electrical
- Accessories

- Miscellaneous

Sunset Boulevard Design Headlamp Buckets

These Sunset Boulevard design headlamp buckets give a sleek look that just fits the modern styles of today's custom bikes. Great looks whether it's the smooth flowing or flamed style buckets with exceptional quality and affordability these buckets have it all. Each headlamp bucket comes with a 3/4" polished aluminum block mount (mounting bolts are not included) and a bulb harness.



76154 SOLD EACH
5-3/4" Sunset Boulevard design smooth chrome / inset bezel headlamp bucket, fits modern style of today's custom bikes.



76156 SOLD EACH
5-3/4" Sunset Boulevard design flamed chrome / inset bezel headlamp bucket, fits modern style of today's custom bikes.



76155 SOLD EACH
5-3/4" Sunset Boulevard Design headlamp bucket, has a smooth chrome finish and a visor and inset bezel. The smooth sleek look fits the modern style of today's custom bikes.



76157 SOLD EACH
5-3/4" Sunset Boulevard Design headlamp bucket, has a flamed chrome finish and a visor and inset bezel. This bucket has the sleek look that fits the modern style of today's custom bikes.

3/4" Headlamp Block Mount



76161 SOLD EACH
 This Beautiful precisely crafted mounting block mounts to the bottom triple tree. They fit all 7", 5-3/4" and 4-1/2" headlamp buckets. Mounting bolts are not included.

- Inlet
- Exhaust

- Frames
- Accessories
- Kickstands

- Front Ends

- Gas Tanks
- Accessories

- Dash
- Instruments

- Oil Tanks
- Accessories

- Fenders

- Engine
- Accessories

- Clutch
- Transmission
- Drive Line

- Handlebar
- Controls

- Brakes

- Forward Controls
- Footpegs
- Accessories

- Hubs
- Axles
- Wheels
- Accessories

- Lighting
- License Plate Mounts
- Accessories

- Electrical
- Accessories

- Miscellaneous

Ventura Highway Design Headlamp Buckets

These Ventura Highway design headlamp buckets are just what you want if you are building an Old School or Low Fat custom. The smooth flowing or flamed style buckets and the Frenched bezels really make them stand out and look great. Each headlamp bucket comes with a 3/4" polished aluminum block mount (mounting bolts are not included) and a bulb harness.



76159 SOLD EACH

4-1/2" Ventura Highway design smooth chrome / Frenched bezel headlamp bucket. The smallest one in the market, looks great on Narrow Glides and Old School Choppers.

76148 SOLD EACH

5-3/4" Ventura Highway design smooth chrome / Frenched bezel headlamp bucket, looks great on Old School Choppers.

76142 SOLD EACH

7" Ventura Highway design smooth chrome / Frenched bezel headlamp bucket. Just what you need if you building a Low Fat custom.



76160 SOLD EACH

4-1/2" Ventura Highway design flamed chrome / Frenched bezel headlamp bucket. The smallest one in the market, looks great on Narrow Glides and Old School Choppers.

76149 SOLD EACH

5-3/4" Ventura Highway design flamed chrome / Frenched bezel headlamp bucket, looks great on Old School Choppers.

76143 SOLD EACH

7" Ventura Highway design flamed chrome / Frenched bezel headlamp bucket. Just what you need if you building a Low Fat custom.

Ventura Highway Design Spotlamp Buckets

These Ventura Highway design spotlamp buckets are designed for that Old School look. These buckets work great with our 4-1/2" spotlamp and bolt onto all American V-Twin and Metric Cruisers.

Note : Check to make sure they clear your windshield.



76167 SOLD EACH

4-1/2" Ventura Highway design smooth chrome / Frenched bezel spotlamp bucket.



76168 SOLD EACH

4-1/2" Ventura Highway design flamed chrome / Frenched bezel spotlamp bucket.

Spotlamp Fork Tube 3" Mounting Brackets



76175 SOLD IN PAIRS
35mm spotlamp fork tube mounting brackets.

76176 SOLD IN PAIRS
41mm spotlamp fork tube mounting brackets.

These fork mounts are made from the finest aluminum, hand polished to a mirror finish then chrome plated. Spots look great with a small size 5-3/4" headlamp and will give you super lighting. If you want the spots close in you can mount them directly to the clamp and eliminate the mounting block. If you want them further out you use the mounting block.

- Inlet
- Exhaust

- Frames
- Accessories
- Kickstands

- Front Ends

- Gas Tanks
- Accessories

- Dash
- Instruments

- Oil Tanks
- Accessories

- Fenders

- Engine
- Accessories

- Clutch
- Transmission
- Drive Line

- Handlebar
- Controls

- Brakes

- Forward Controls
- Footpegs
- Accessories

- Hubs
- Axles
- Wheels
- Accessories

- Lighting
- License Plate Mounts
- Accessories

- Electrical
- Accessories

- Miscellaneous

- Inlet
- Exhaust

5-3/4" Custom Headlights



76046 SOLD EACH
Fits bottom mount custom applications.

Nicely chromed DOT approved 5-3/4" headlight, comes with all necessary hardware and a 12 volt 100/55 watt halogen bulb.

76047 SOLD EACH
Fits side mount custom applications.

Nicely chromed DOT approved 5-3/4" headlight, comes with all necessary hardware and a 12 volt 100/55 watt halogen bulb.

5-3/4" Aluminum Headlight



76076 SOLD EACH
Beautifully chromed 5-3/4" aluminum bottom mount headlight with billet trim ring. Headlight is DOT approved and comes with H4 12 Volt 60/55W bulb.

76077 SOLD EACH
Beautifully chromed 5-3/4" aluminum bottom mount headlight shell and billet trim ring only.

76110 SOLD EACH
Replacement DOT approved headlight lens unit only.

5-3/4" Headlights



76082 SOLD EACH
Nicely chromed 5-3/4" bottom mount headlight with diamond cut reflector. Headlight is DOT approved and comes with H4 12 volt 60/55w bulb.

76084 SOLD EACH
Nicely chromed 5-3/4" bottom mount headlight with diamond cut reflector and visor ring. Headlight is DOT approved and comes with H4 12 volt 60/55w bulb.

6" Custom Headlight



76040 SOLD EACH
Fits bottom mount custom applications.

Show chromed DOT approved long body 6" headlight with swivel mount. Comes with all necessary hardware and a 12 volt 60/55 watt halogen bulb.

76109 SOLD EACH
Replacement 6" headlight shell only.

76110 SOLD EACH
Replacement DOT approved headlight lens unit only.

5-3/4" Black Aluminum Headlight



5-3/4" Springer Headlights



76080 SOLD EACH
Nicely chromed 5-3/4" Springer headlight with grooves, diamond cut reflector, clear glass lens and visor ring. Headlight is DOT approved and comes with H4 12 volt 60/55w bulb.

76081 SOLD EACH
Nicely chromed 5-3/4" smooth Springer headlight with diamond cut reflector and clear glass lens. Headlight is DOT approved and comes with H4 12 volt 60/55w bulb.

7" Aluminum Headlight



76078 SOLD EACH
Beautifully chromed 7" aluminum bottom mount headlight with billet trim ring. Headlight is DOT approved and comes with H4 12 Volt 60/55W bulb.

76079 SOLD EACH
Beautifully chromed 7" aluminum bottom mount headlight shell and billet trim ring only.

76180 SOLD EACH
5-3/4" black aluminum bottom mount DOT approved headlight with diamond cut reflector, clear glass lens and H4 60/55W bulb.

- Frames
- Accessories
- Kickstands

- Front Ends

- Gas Tanks
- Accessories

- Dash
- Instruments

- Oil Tanks
- Accessories

- Fenders

- Engine
- Accessories

- Clutch
- Transmission
- Drive Line

- Handlebar
- Controls

- Brakes

- Forward Controls
- Footpegs
- Accessories

- Hubs
- Axles
- Wheels
- Accessories

- Lighting
- License Plate Mounts
- Accessories

- Electrical
- Accessories

- Miscellaneous

Diamond Cut Headlamps

#DURE



76144 SOLD EACH

5-3/4" headlamp with diamond cut reflector and clear glass lens. Matches our 3" spotlamp PT# 76169.

76138 SOLD EACH

7" headlamp with diamond cut reflector and clear glass lens.

The reflectors on these great looking lamps are DOT approved and deliver unsurpassed illumination. Each lamp comes with a H4 55/60 watt Xenon filled bulb.

Note : Installing a higher wattage or Blue tint bulb will void the warranty as it will eventually cause damage either in your lamp or your wiring.

Diamond Cut, Blue Dot, Tri-Bar, Trillient Headlamps

#DURE



76146 SOLD EACH

5-3/4" Trillient headlamp with diamond cut reflector, clear glass lens and a Tri-Bar with a glass blue dot. Matches our 4-1/2" spotlamp PT# 76163 or our 3" spotlamp PT# 76169.

76140 SOLD EACH

7" Trillient headlamp with diamond cut reflector, clear glass lens and a Tri-Bar with a glass blue dot. Matches our 4-1/2" spotlamp PT# 76163.

The reflectors on these great looking lamps are DOT approved and deliver unsurpassed illumination. Each lamp comes with a H4 55/60 watt Xenon filled bulb.

Note : Installing a higher wattage or Blue tint bulb will void the warranty as it will eventually cause damage either in your lamp or your wiring.

Diamond Cut Headlamps with Skull Bulb Cover

#DURE



76145 SOLD EACH

5-3/4" headlamp with diamond cut reflector with skull on the bulb cover inside the lamp & a clear glass lens.

76139 SOLD EACH

7" headlamp with diamond cut reflector with skull on the bulb cover inside the lamp & a clear glass lens.

The reflectors on these great looking lamps are DOT approved and deliver unsurpassed illumination. Each lamp comes with a H4 55/60 watt Xenon filled bulb.

Note : Installing a higher wattage or Blue tint bulb will void the warranty as it will eventually cause damage either in your lamp or your wiring.

5-3/4" Headlight Lens with bulb



76056 SOLD EACH

Fits 5-3/4" head lamps.

5-3/4" DOT approved dual filament halogen head light lens with 12 volt H4 60 / 55 watt bulb.

Wave Cut, Black Dot, Tri-Bar Headlamps

#DURE



76158 SOLD EACH

4-1/2" headlamp with wave cut reflector, clear glass lens and a Tri-Bar with glass black dot.

76147 SOLD EACH

5-3/4" headlamp with wave cut reflector, clear glass lens and a Tri-Bar with glass black dot. Matches our 4-1/2" spotlamp PT# 76164 or our 3" spotlamp PT# 76170

76141 SOLD EACH

7" headlamp with wave cut reflector, clear glass lens and a Tri-Bar with glass black dot. Matches our 4-1/2" spotlamp PT# 76164.

The reflectors on these great looking lamps are DOT approved and put out a hell of a light beam. Each lamp comes with a H4 55/60 watt Xenon filled bulb.

Note : Installing a higher wattage or Blue tint bulb will void the warranty as it will eventually cause damage either in your lamp or your wiring.

7" Headlight Lens with bulb



76057 SOLD EACH

Replaces 67755-81T
Fits 7" head lamps.

7" DOT approved dual filament halogen head light lens with 12 volt 60 / 55 watt bulb.

- Inlet
- Exhaust

- Frames
- Accessories
- Kickstands

- Front Ends

- Gas Tanks
- Accessories

- Dash
- Instruments

- Oil Tanks
- Accessories

- Fenders

- Engine
- Accessories

- Clutch
- Transmission
- Drive Line

- Handlebar
- Controls

- Brakes

- Forward Controls
- Footpegs
- Accessories

- Hubs
- Axles
- Wheels
- Accessories

- Lighting
- License Plate Mounts
- Accessories

- Electrical
- Accessories

- Miscellaneous

- Inlet
- Exhaust

EU Approved 4-1/2" Short Body Spotlight



76045 SOLD EACH
Fits bottom mount custom applications.

Nicely chromed DOT approved early style 4-1/2" spotlight with swivel mounting. Comes with H3 12 volt 55 watt Halogen bulb.

- Frames
- Accessories
- Kickstands

- Front Ends

- Gas Tanks
- Accessories

- Dash
- Instruments

- Oil Tanks
- Accessories

- Fenders

76102 SOLD EACH
Replacement early style 4-1/2" spotlight shell.

76103 SOLD AS ASSEMBLY
Replacement DOT approved lens for 4-1/2" spotlight with reflector and H3 12 volt 55 watt Halogen bulb.

76075 SOLD EACH
Replacement Halogen bulb, H3 12 volt 55 watt.

- Engine
- Accessories

- Clutch
- Transmission
- Drive Line

- Handlebar
- Controls

5-3/4" Custom Springer Headlight Shell



76039 SOLD EACH
Fits Springer Softails and custom applications where a 5-3/4" headlight is preferred.

Chrome plated 5-3/4" bottom mount headlight shell. Mounts the headlight 2-1/2" lower than a usual bottom headlight.

- Brakes

- Forward Controls
- Footpegs
- Accessories

- Hubs
- Axles
- Wheels
- Accessories

- Lighting
- License Plate Mounts
- Accessories

- Electrical
- Accessories

- Miscellaneous

FL Style 4-1/2" Spotlight Shell



76106 SOLD EACH
Fits FL models 1962 to Present and custom applications.

Chrome plated reproduction of the late model 4-1/2" FL spotlight shell.

FX & XL Style 5-3/4" Headlight Shell



76038 SOLD EACH
Replaces 67705-74
Fits XL models 1974 to Present and FX models 1975 to Present.

Chrome plated replacement 5-3/4" headlight shell, fits to the original mounting brackets on XL & FX models.

76073 SOLD EACH
Replaces 67719-63
Replacement rubber vibration ring.

76074 SOLD IN PAIRS
Replaces 67725-63
Replacement chrome ring.

4-1/2" Long Body Spotlight



76049 SOLD EACH
Fits bottom mount custom applications.

Beautifully chromed DOT approved 4-1/2" bottom mount spotlight. Has a 4" body length and a swivel mount for easy installation. Comes with a 12 volt 55 watt H3 Halogen bulb.

76104 SOLD EACH
Replacement early style 4-1/2" spotlight shell.

76103 SOLD AS ASSEMBLY
Replacement DOT approved lens for 4-1/2" spotlight with reflector and H3 12 volt 55 watt Halogen bulb.

7" Hydra Glide Style Bottom Mount Headlight Shell



76037 SOLD EACH
Replaces 67701-49
Fits Big Twin models 1949 to 1959, late Wide Glide front ends and custom applications.

Chrome plated 7" headlight shell.

3" Diamond Cut Spotlamps



76169 SOLD IN PAIRS

These DOT approved spotlamps were designed to give scooters with 5-3/4" buckets extra lighting without having to use the 4-1/2" spots which look too big. Come with H3 35 watt bulbs.

Note : Installing a higher wattage or Blue tint bulb will void the warranty as it will eventually cause damage either in your lamp or your wiring.

4-1/2" Diamond Cut, Trillient, Blue Dot, Tri-Bar Spotlamps



76163 SOLD IN PAIRS

These DOT approved spotlamps are a great match for our PT# 76140 headlamps and put out a fantastic beam of light. Come with H3 35 watt bulbs.

Note : Installing a higher wattage or Blue tint bulb will void the warranty as it will eventually cause damage either in your lamp or your wiring.

4-1/2" Facet Cut, Trillient Spotlamps



3" Wave Cut Spotlamps



76170 SOLD IN PAIRS

We designed these DOT approved spotlamps to give the scooters with 5-3/4" buckets extra lighting without having to use the 4-1/2" spots which look too big. Come with H3 35 watt bulbs.

Note : Installing a higher wattage or Blue tint bulb will void the warranty as it will eventually cause damage either in your lamp or your wiring.

4-1/2" Wave Cut, Black Dot, Tri-Bar Spotlamps



76164 SOLD IN PAIRS

These DOT approved spotlamps put out a fantastic beam of light and come with H3 35 watt bulbs.

Note : Installing a higher wattage or Blue tint bulb will void the warranty as it will eventually cause damage either in your lamp or your wiring.

76162 SOLD IN PAIRS

These DOT approved spotlamps are a great match for our PT# 76140 headlamps and put out a fantastic beam of light. Come with H3 35 watt bulbs.

Note : Installing a higher wattage or Blue tint bulb will void the warranty as it will eventually cause damage either in your lamp or your wiring.

4-1/2" Diamond Cut "Bullet" Spotlamps



76166 SOLD IN PAIRS

These DOT approved spotlamps are a great match for our PT# 76138 headlamps and put out a fantastic beam of light. Come with H3 35 watt bulbs.

Note : Installing a higher wattage or Blue tint bulb will void the warranty as it will eventually cause damage either in your lamp or your wiring.

4-1/2" Facet Cut "bullet" Spotlamps



76165 SOLD IN PAIRS

These DOT approved spotlamps are a great match for our PT# 76138 headlamps and put out a fantastic beam of light. Come with H3 35 watt bulbs.

Note : Installing a higher wattage or Blue tint bulb will void the warranty as it will eventually cause damage either in your lamp or your wiring.

- Inlet
- Exhaust

- Frames
- Accessories
- Kickstands

- Front Ends

- Gas Tanks
- Accessories

- Dash
- Instruments

- Oil Tanks
- Accessories

- Fenders

- Engine
- Accessories

- Clutch
- Transmission
- Drive Line

- Handlebar
- Controls

- Brakes

- Forward Controls
- Footpegs
- Accessories

- Hubs
- Axles
- Wheels
- Accessories

- Lighting
- License Plate Mounts
- Accessories


- Electrical
- Accessories

- Miscellaneous

- Inlet
- Exhaust

Headlight Housing Conversion Kit for Heritage Softail and Fat Boy Models

- Frames
- Accessories
- Kickstands



- Front Ends

- Gas Tanks
- Accessories

- Dash
- Instruments

62077 SOLD AS KIT
Fits all Heritage Softail and Fat Boy models from 1996 to Present.

This complete kit will convert your Heritage Softail or Fat Boy from the stock headlight "tins" to the later model headlight housing. Kit includes the chrome plated two piece aluminum headlight housing with all necessary mounting brackets, headlight bucket, chrome slider covers as well as covers for the lower triple tree and handlebar risers. This stylish kit bolts directly to the existing Original Equipment triple trees on all Heritage Softail and Fat Boy models, includes hardware. All parts are separately available as listed below.

- Oil Tanks
- Accessories

- Fenders

- Engine
- Accessories

- Clutch
- Transmission
- Drive Line

- Handlebar
- Controls

5-3/4" Headlight Trim Rings



- Brakes

76041 SOLD EACH
Replaces 69624-99A
Fits XL 1200 custom models 1996 to Present, XL 883 custom models 1993 to Present, FXSTS, FXSTSB & FLSTS models 1993 to Present.

- Forward Controls
- Footpegs
- Accessories

- Hubs
- Axles
- Wheels
- Accessories

76042 SOLD EACH
Replaces 69625-99
Fits XL models 1963 to Present except XL 1200C & XL 883C models. Will also fit most other 5-3/4" headlights.

- Lighting
- License Plate Mounts
- Accessories

These "Chunky" chrome headlight trim rings give your bike the latest hot rod looks.

- Electrical
- Accessories

- Miscellaneous

A. 62016 SOLD EACH
Replaces 67847-60
Beautifully chrome plated headlight housing.

B. 62078 SOLD EACH
Nicely chromed right fork slider cover.

C. 62079 SOLD EACH
Nicely chromed left fork slider cover.

D. 62082 SOLD EACH
Beautifully chromed riser cover.

E. 62080 SOLD EACH
Nicely chromed lower triple tree under cover.

F. 62019 SOLD EACH
Replaces 67702-65
Inner headlight mount.

G. 62018 SOLD EACH
Replaces 67766-60
Outer headlight mount.

H. 62017 SOLD EACH
Headlight retaining ring.

I. 62015 SOLD EACH
Replaces 67712-60A
Nicely chromed outer headlight ring.

J. 62081 SOLD EACH
Mounting bracket, two required for kit.

FXWG & FXST Headlight Mounting Bracket



76054 SOLD EACH
Replaces 67773-80
Fits FXWG models 1980 to 1985, FXST models 1984 to 1985.

Chrome plated replacement headlight mounting bracket for FXWG and FXST models.

Headlight Mounting



76051 SOLD EACH
Replaces 67890-48
Fits Big Twin models 1949 to 1959 and all Wide Glide front forks.

Beautifully chrome plated headlight mounting bracket.

Light Visor for 5-1/2" Headlights



76053 SOLD EACH
Replaces 67750-88T
Fits 5-1/2" headlights.

Show chromed 5-1/2" light visor.

Antique Look Headlight Tins



62035 SOLD AS KIT
Replaces 67808-86, 67816-86 & 67820-86
Fits all Heritage Softail and Fatboy models 1986 up.

Nicely chrome plated antique look headlight tins.

FLH Bottom Mount Head Light Bracket



76182 SOLD EACH
Fits all FL models from 1949 thru 1984.

Custom designed chrome plated headlight bracket. Cleans up the bottom tree bracket and works with our FLH type triple trees.

Universal Headlight Mounting Bracket



76055 SOLD EACH
Fits all bottom mount headlights, comes with slotted holes to fit most lower pinch bolts.

Chrome plated bottom mount headlight bracket.

Spotlight Mounting Bracket Set



76052 SOLD AS SET
Replaces 68603-62 & 68604-62
Fits all FL type Wide Glide forks.

Chrome plated spotlight bracket set for FL models.

Super Tail Light Bulb



76183 SOLD EACH
H1157 12V 50/15W Super Tail Light Bulb

Super bright rear tail bulb replaces standard #1157 bulbs. This bulb will produce 25% greater brightness for the brake light (40 Lumens vs. 32 lumens). Great safety item make sure other drivers can see you !

LED Bulbs



76126 SOLD PACK OF 10
12 Volt LED **single filament** turn signal bulbs.

Bright amber 12 Volt LED Bulbs, with BA15 socket. can be used as a replacement for most turn signal or marker light bulbs.

76124 SOLD PACK OF 10
12 Volt LED **single filament** tail light bulbs.

Bright red 12 Volt LED Bulbs, with BA15 socket. can be used as a replacement for most tail light or running light bulbs.

76127 SOLD PACK OF 10
12 Volt LED **dual filament** turn signal bulbs.

Bright amber 12 Volt LED Bulbs, with BA15 socket. can be used as a replacement for most turn signal or marker light bulbs.

76125 SOLD PACK OF 10
12 Volt LED **dual filament** tail light bulbs.

Bright red 12 Volt LED Bulbs, with BA15 socket. can be used as a replacement for most tail light or running light bulbs.

Turn Signal and Marker Light Bulbs



76128 SOLD PACK OF 10
12 Volt **Amber Single filament** bulbs #1156, can be used as a replacement for most turn signal or marker light bulbs.

76129 SOLD PACK OF 10
12 Volt **Amber Dual filament** bulbs #1157, can be used as a replacement for most turn signal or marker light bulbs.

Marker Light Bulbs



76006 SOLD PACK OF 10
12 Volt 20/5 Watt **Clear Dual filament** bulbs, use with our bullet marker lights.

Dash Indicator & Marker Light Bulbs



76131 SOLD EACH
14 Volt, 2.66 Watt, 0.19 Amp **Clear Single filament** bulbs #161, can be used as a replacement for most dash indicator & marker light bulbs.

76132 SOLD EACH
14 Volt, 4.90 Watt, 0.35 Amp **Clear Single filament** bulbs #168, can be used as a replacement for most dash indicator & marker light bulbs.

Halogen Headlight Bulb



76130 SOLD EACH
Replaces 67697-81
Fits 5-3/4" and 7" OD headlights using a P43T base for the bulb contacts.

These H4 12V 60/55 Watt style Halogen double contact headlight bulbs are resistant to vibration and shock, they have been specially designed and developed for motorcycle use. Can be used as a replacement for OE bulbs or with headlights using a P43T base.

- Inlet
- Exhaust

- Frames
- Accessories
- Kickstands

- Front Ends

- Gas Tanks
- Accessories

- Dash
- Instruments

- Oil Tanks
- Accessories

- Fenders

- Engine
- Accessories

- Clutch
- Transmission
- Drive Line

- Handlebar
- Controls

- Brakes

- Forward Controls
- Footpegs
- Accessories

- Hubs
- Axles
- Wheels
- Accessories

- Lighting
- License Plate Mounts
- Accessories

- Electrical
- Accessories

- Miscellaneous

- Inlet
- Exhaust

Bullet Marker Lights



76002 SOLD EACH
Fits custom applications.

Bullet marker light with red lens and dual filament 12 volt 21/6 watt bulb.

76001 SOLD EACH
Fits custom applications.

Bullet marker light with amber lens & single filament 12 volt 10 watt bulb.

76003 SOLD EACH
Fits custom applications.

Bullet marker light with amber lens & dual filament 12 volt 21/6 watt bulb.

76006 SOLD PACK OF 10
Replacement dual filament 12 volt 21/6 watt bulbs.

Chrome plated pre-wired bullet marker lights with acrylic lenses. Lights come with either single or dual filament bulbs. Dual filament version can be used as a combination indicator and running light.

Bullet Marker Light Lenses



76004 SOLD EACH
Replacement red lens only.

76005 SOLD EACH
Replacement amber lens only.

Acrylic replacement lenses for bullet marker lights.

Diamond Marker Lights



76013 SOLD EACH
Fits custom applications.

Chrome plated diamond marker light with amber lens and a single filament 12 volt 10 watt bulb.

Mini Diamond Marker Lights



76010 SOLD EACH
Fits custom applications.

Chrome plated mini diamond marker light with red lens and a single filament 12 volt 10 watt bulb. Light measures 1-1/4" high x 1-7/8" wide.

76101 SOLD EACH
Replacement red lens only.

76011 SOLD EACH
Fits custom applications.

Chrome plated mini diamond marker light with amber lens and a single filament 12 volt 10 watt bulb. Light measures 1-1/4" high x 1-7/8" wide.

76012 SOLD EACH
Replacement amber lens only.

Turn Signal Marker Lights



76017 SOLD EACH
Replaces 68514-73
Fits FX & XL models 1973 to 1986.

Chrome plated turn signal light for early FX & XL models.

Turn Signals for FLH Models



76016 SOLD EACH
Replaces 68402-86
Fits FLH models 1984 to 1992.

Chrome plated single filament turn signal with amber lens for FLH models.

Mini Marker Light



76014 SOLD EACH
Fits custom applications.

Chrome plated mini marker light with amber lens and a single filament 12 volt 10 watt bulb. Light measures 1-1/2" high x 1-3/4" wide x 1-3/4" deep.

76009 SOLD EACH
Replacement amber lens only.

- Frames
- Accessories
- Kickstands

- Front Ends

- Gas Tanks
- Accessories

- Dash
- Instruments

- Oil Tanks
- Accessories

- Fenders

- Engine
- Accessories

- Clutch
- Transmission
- Drive Line

- Handlebar
- Controls

- Brakes

- Forward Controls
- Footpegs
- Accessories

- Hubs
- Axles
- Wheels
- Accessories

- Lighting
- License Plate Mounts
- Accessories

- Electrical
- Accessories

- Miscellaneous

Wedge Shaped Marker Lights



76007 SOLD EACH
Fits custom applications.

Chrome plated wedge shaped marker light with red lens and a single filament 12 volt 10 watt bulb. Light measures 3-1/2" long x 1-3/4" wide.

76008 SOLD EACH
Fits custom applications.

Chrome plated wedge shaped marker light with amber lens and a single filament 12 volt 10 watt bulb. Light measures 3-1/2" long x 1-3/4" wide.

Deuce Style Turn Signal Lenses



76111 SOLD EACH
Fits Deuce style bullet turn signals.

Clear lens.

76112 SOLD EACH
Fits Deuce style bullet turn signals.

Amber lens.

76113 SOLD EACH
Fits Deuce style bullet turn signals.

Red lens.

76114 SOLD EACH
Fits Deuce style bullet turn signals.

Smoked lens.

Die Cast Short Turn Signal Mount



76021 SOLD EACH
Replaces 68510-74B
Fits 4 speed models 1974 to 1984, Heritage Softail models 1986 to Present. FLT, FLHT, FLHS & Road King models 1991 to Present.

76022 SOLD EACH
Replaces 91778-85
Fits FLT, FLHT, FLHS models 1985 to 1990, FXRT & FXRD models 1983 to 1992.

Shortened chrome plated die cast turn signal bars. These bars are 4" shorter than the OEM versions and will make a nice change to the appearance of your motorcycle.

Stamped Steel Short Turn Signal Mount



76020 SOLD EACH
Replaces 68510-74B
Fits 4 speed models 1974 to 1984, Heritage Softail models 1986 to Present. FLT, FLHT, FLHS & Road King models 1991 to Present.

Shortened chrome plated stamped steel turn signal bars. These bars are 4" shorter than the OEM versions and will make a big difference to the appearance of your motorcycle.

Turn Signal Mounting



76019 SOLD EACH
Replaces 68519-68
Fits FL models 1968 to 1992.

Chrome plated turn signal mountings for FL models.

Jeweled Blue Dot



76067 SOLD IN PAIRS
Fits custom applications.

Nostalgic blue dot complete with chrome mounting ring for secure mounting on most indicator or tail light lenses.

Tail Light Lens Screws



76068 SOLD IN PACK OF 10
Replaces 68026-73
Fits all models from 1973 to Present.

Replacement lens screws for late model tail lights.

- Inlet
- Exhaust

- Frames
- Accessories
- Kickstands

- Front Ends

- Gas Tanks
- Accessories

- Dash
- Instruments

- Oil Tanks
- Accessories

- Fenders

- Engine
- Accessories

- Clutch
- Transmission
- Drive Line

- Handlebar
- Controls

- Brakes

- Forward Controls
- Footpegs
- Accessories

- Hubs
- Axles
- Wheels
- Accessories

- Lighting
- License Plate Mounts
- Accessories

- Electrical
- Accessories

- Miscellaneous

- Inlet
- Exhaust

Cat Eye Tail Light



76018 SOLD EACH
Fits custom applications.

Chrome plated cat eye tail light with universal two bolt mounting for custom applications.

76026 SOLD EACH
Replacement red cat eye light lens only.

Note : Not Dot Approved.

LED Cat Eye Tail Light



76058 SOLD EACH
Fits custom applications.

Chrome plated LED cat eye tail light with universal two bolt mounting for custom applications. Features bright LED's instead of ordinary bulbs.

Note : Not Dot Approved.

Super Thin LED Cateye Tail Light



76184 SOLD EACH
Custom style chrome plated super thin cateye tail light with **DOT & TUV red acrylic lens**. Only 5/16" thick featuring bright shining LED's instead of ordinary bulbs.

76185 SOLD EACH
Replacement **DOT & TUV red acrylic lens**.

Fat Bob Tail Light



76099 SOLD EACH
Fits Fat Bob style rear fenders and custom applications.

Fat Bob tail light with red acrylic lens.

76023 SOLD EACH
Replacement Fat Bob light lens only.

Note : Not Dot Approved.

Lucas Style Tail Light



76025 SOLD EACH
Fits custom applications.

Lucas style tail light with universal mounting for custom applications.

76100 SOLD EACH
Replacement Lucas style tail light lens only.

Note : Not Dot Approved.

LED Half Moon Stop and Tail Light



NEW

76191 SOLD EACH
Chrome plated LED cat eye tail light with universal two bolt mounting for custom applications. DOT approved. 1.00" deep, 1.90" tall and 6.32" wide featuring bright shining LED's instead of ordinary bulbs.

Late Model Tail Light



76027 SOLD EACH
Replaces 68008-73A
Fits all models 1973 to 1999, can also be used for custom applications.

Chrome plated tail light with red acrylic lens.

76030 SOLD EACH
Replaces 68027-73 & 68034-77
Replacement red acrylic lens only.

Note : Not Dot Approved.

LED Late Model Tail Light



76061 SOLD EACH
Fits all models 1973 to 1999, can also be used for custom applications.

Chrome plated LED late style tail light, features LED's instead of ordinary bulbs.

Note : Not Dot Approved.

OEM Style Tail Light



76028 SOLD EACH
Replaces 68010-64B
Fits Big Twin models 1955 to 1973, can also be used all custom applications.

Chrome plated OEM style tail light with red acrylic lens.

76029 SOLD EACH
Replaces 68090-69
Replacement red acrylic lens only.

Note : Not Dot Approved.

- Frames
- Accessories
- Kickstands

- Front Ends

- Gas Tanks
- Accessories

- Dash
- Instruments

- Oil Tanks
- Accessories

- Fenders

- Engine
- Accessories

- Clutch
- Transmission
- Drive Line

- Handlebar
- Controls

- Brakes

- Forward Controls
- Footpegs
- Accessories

- Hubs
- Axles
- Wheels
- Accessories

- Lighting
- License Plate Mounts
- Accessories

- Electrical
- Accessories

- Miscellaneous

Maltese Cross Tail Light



76024 SOLD EACH
Fits custom applications.

Chrome plated Maltese Cross tail light, comes pre-wired and includes a dual filament 12 volt 21/5 watt bulb.

76065 SOLD EACH
Replacement Maltese Cross light lens only.

Note : Not DOT or TUV approved.

Custom Tail light and License Plate Bracket



75037 SOLD EACH
Fits the OEM style FXWG light and custom applications.

Chrome plated tail light and license plate bracket with slotted mounting holes to allow a wider range of custom tail lights to be used.

Tail light Speed Nuts



76034 SOLD IN PACK OF 10
Replaces 7501
Fits late models tail lights from 1973 to Present.

Tail light mounting speed nuts.

LED Tombstone Tail Light




76060 SOLD EACH
Replaces 68003-47T
Fits most models from 1947 to 1954 and custom applications.

Tombstone tail light featuring bright LED's instead of ordinary bulbs.

Note : Not DOT or TUV approved.

Tail light and License Plate Bracket



76031 SOLD EACH
Replaces 59993-80
Fits FXWG models.

Chrome plated replacement for the OEM tail light and license bracket as fitted to Wide Glide models.

76032 SOLD EACH
Replaces 59993-80
Fits FXWG models.

Black finished replacement for the OEM tail light and license bracket as fitted to Wide Glide models.

Tail light Grill



76033 SOLD EACH
Fits late style tail lights 1973 to Present models, will also fit most late style aftermarket tail lights.

Nicely chromed slotted steel tail light grill.

Sparto Tail Light New Style



76066 SOLD EACH
Fits custom applications.

Chrome plated Sparto tail light with improved lens and lens fitment. Usable on almost all custom style rear fenders.

Note : Not Dot Approved.

License Plate Bracket with Half Moon Stop and Tail light



76192 SOLD AS KIT
Fits custom applications.

Beautifully chrome plated CNC machined license plate frame with DOT approved Half Moon LED stop and tail light. Comes complete **with weld in bucket** for the rear fender.

Replacement Parts:

76189 SOLD EACH
Half Moon LED stop and tail light.

76190 SOLD EACH
Fits custom applications.

Raw finish weld in bucket only.

- Inlet
- Exhaust

- Frames
- Accessories
- Kickstands

- Front Ends

- Gas Tanks
- Accessories

- Dash
- Instruments

- Oil Tanks
- Accessories

- Fenders

- Engine
- Accessories

- Clutch
- Transmission
- Drive Line

- Handlebar
- Controls

- Brakes

- Forward Controls
- Footpegs
- Accessories

- Hubs
- Axles
- Wheels
- Accessories

- Lighting
- License Plate Mounts
- Accessories

- Electrical
- Accessories

- Miscellaneous

- Inlet
- Exhaust

Side Mount Skull License Plate Holder

- Frames
- Accessories
- Kickstands

- Front Ends

- Gas Tanks
- Accessories

- Dash
- Instruments

- Oil Tanks
- Accessories

- Fenders

- Engine
- Accessories

- Clutch
- Transmission
- Drive Line

- Handlebar
- Controls

- Brakes


- Forward Controls
- Footpegs
- Accessories

- Hubs
- Axles
- Wheels
- Accessories

- Lighting
- License Plate Mounts
- Accessories

- Electrical
- Accessories

- Miscellaneous



76093 SOLD EACH

Nicely chromed side mount license plate holder featuring trick skull design. Three of the skulls have LED's for the eyes (one each side at the top and the center one in the bottom). Side mount bracket bolts to either 3/4" or 1" rear axles.


Side Mount Smooth Billet License Plate Holder



76094 SOLD EACH

Machined from billet aluminum and then nicely chrome plated. These side mount license plate holders have a smooth finish and bolt to either 3/4" or 1" rear axles.

Fender Mount Skull License Plate Holders




76097 SOLD EACH

Nicely chromed fender mount license plate holder featuring trick skull design. Three of the skulls have LED's for the eyes (one each side at the top and the center one in the bottom). Uses a billet plate to mount on the rear fender.

76098 SOLD EACH

Nicely chromed fender mount license plate holder featuring trick skull design. Three of the skulls have LED's for the eyes (one each side at the top and the center one in the bottom). Uses a triangular billet plate to mount on the rear fender.

Fender Mount Smooth Billet License Plate Holder



76095 SOLD EACH

Machined from billet aluminum and then nicely chrome plated. These fender mount license plate holders have a smooth finish and bolt to the rear fender using a billet mounting plate.

76096 SOLD EACH

Machined from billet aluminum and then nicely chrome plated. These fender mount license plate holders have a smooth finish and bolt to the rear fender using a triangular billet mounting plate.

Note : Not Dot Approved.

Side Mount License Plate Holder with Diamond LED Tail Light



76088 SOLD EACH

Machined from billet aluminum and then nicely chrome plated. These horizontal side mount license plate holders have a smooth finish and feature a diamond shaped LED tail light. They will bolt to either 3/4" or 1" rear axles.

Side Mount License Plate Holder with Diamond LED Tail Light



76089 SOLD EACH

Machined from billet aluminum and then nicely chrome plated. These vertical side mount license plate holders have a smooth finish and feature a diamond shaped LED tail light. They will bolt to either 3/4" or 1" rear axles.

Side Mount License Plate Holder with Diamond LED Tail Light



76090 SOLD EACH

Machined from billet aluminum and then nicely chrome plated. These radius style side mount license plate holders have a smooth finish and feature a diamond shaped LED tail light. They will bolt to either 3/4" or 1" rear axles.

Fender Mount License Plate Holder with Diamond LED Tail Light



76091 SOLD EACH

Machined from billet aluminum and then nicely chrome plated. These horizontal fender mount license plate holders have a smooth finish and feature a diamond shaped LED tail light. They mount to the fender using a rubber block.

- Inlet
- Exhaust

- Frames
- Accessories
- Kickstands

- Front Ends

- Gas Tanks
- Accessories

- Dash
- Instruments

- Oil Tanks
- Accessories

- Fenders

- Engine
- Accessories

- Clutch
- Transmission
- Drive Line

- Handlebar
- Controls

- Brakes

- Forward Controls
- Footpegs
- Accessories

- Hubs
- Axles
- Wheels
- Accessories

- Lighting
- License Plate Mounts
- Accessories

- Electrical
- Accessories

- Miscellaneous

Note : Not Dot Approved.

- Inlet
- Exhaust

Fender Mount License Plate Holder with Diamond LED Tail Light

- Frames
- Accessories
- Kickstands

- Front Ends

- Gas Tanks
- Accessories

- Dash
- Instruments

- Oil Tanks
- Accessories




76092 SOLD EACH
 Machined from billet aluminum and then nicely chrome plated. These horizontal fender mount license plate holders have a smooth finish and feature a diamond shaped LED tail light. They mount to the fender using a billet plate.

- Fenders

- Engine
- Accessories

Side Mount License Plate Holder with Cateye LED Tail Light



76085 SOLD EACH
 Machined from billet aluminum and then nicely chrome plated. These radius style side mount license plate holders have a smooth finish and feature a cateye LED tail light. They will bolt to either 3/4" or 1" rear axles.

- Clutch
- Transmission
- Drive Line

Side Mount License Plate Holder with Cateye LED Tail Light

- Handlebar
- Controls



76086 SOLD EACH
 Machined from billet aluminum and then nicely chrome plated. These vertical side mount license plate holders have a smooth finish and feature a cateye LED tail light. They will bolt to either 3/4" or 1" rear axles.

- Brakes

- Forward Controls
- Footpegs
- Accessories

- Hubs
- Axles
- Wheels
- Accessories

- Lighting
- License Plate Mounts
- Accessories

- Electrical
- Accessories

- Miscellaneous

License Plate Cateye LED Tail Light



76087 SOLD EACH
 Replacement CNC LED tail light for license plate holders with cateye style tail lights.

Cateye Belt Drive Tail Light & License Plate Assembly




76181 SOLD EACH
 Fits BDL and Primo 3", 3-3/8" and 3-1/2" belt drives.

Nicely chromed Cateye tail light with primary mounted license plate bracket.

Note : Not Dot Approved.

Derby Cover with Side Mount License Plate Holder & Diamond LED Tail Light



76115 SOLD EACH
Fits most Big Twin models from 1970 to 1998.

Machined from billet aluminum and then nicely chrome plated. This 3 hole derby cover features a vertical side mount license plate holder with a smooth finish and a diamond shaped LED tail light.

Derby Cover with Side Mount License Plate Holder & Diamond LED Tail Light



76116 SOLD EACH
Fits Twin Cam 88 engines from 1999 to Present.

Machined from billet aluminum and then nicely chrome plated. This 5 hole derby cover features a vertical side mount license plate holder with a smooth finish and a diamond shaped LED tail light.

Derby Cover with Side Mount License Plate Holder & Half Moon LED Tail Light



76117 SOLD EACH
Fits most Big Twin models from 1970 to 1998.

Machined from billet aluminum and then nicely chrome plated. This 3 hole derby cover features a vertical side mount license plate holder with a smooth finish and a half moon shaped LED tail light.

Derby Cover with Side Mount License Plate Holder & Half moon LED Tail Light



76118 SOLD EACH
Fits Twin Cam 88 engines from 1999 to Present.

Machined from billet aluminum and then nicely chrome plated. This 5 hole derby cover features a vertical side mount license plate holder with a smooth finish and a half moon shaped LED tail light.

- Inlet
- Exhaust

- Frames
- Accessories
- Kickstands

- Front Ends

- Gas Tanks
- Accessories

- Dash
- Instruments

- Oil Tanks
- Accessories

- Fenders

- Engine
- Accessories

- Clutch
- Transmission
- Drive Line

- Handlebar
- Controls

- Brakes

- Forward Controls
- Footpegs
- Accessories

- Hubs
- Axles
- Wheels
- Accessories

- Lighting
- License Plate Mounts
- Accessories

- Electrical
- Accessories

- Miscellaneous

Note : Not Dot Approved.

- Inlet
- Exhaust

Side Mount License Plate Holder with Maltese Cross LED Tail Light

- Frames
- Accessories
- Kickstands

- Front Ends

- Gas Tanks
- Accessories

- Dash
- Instruments

- Oil Tanks
- Accessories

- Fenders

- Engine
- Accessories

- Clutch
- Transmission
- Drive Line

- Handlebar
- Controls

- Brakes

- Forward Controls
- Footpegs
- Accessories

- Hubs
- Axles
- Wheels
- Accessories

- Lighting
- License Plate Mounts
- Accessories

- Electrical
- Accessories

- Miscellaneous



76133 SOLD EACH

Machined from billet aluminum and then nicely chrome plated. These horizontal side mount license plate holders have a smooth finish and feature a Maltese Cross LED tail light. They will bolt to either 3/4" or 1" rear axles.

Side Mount License Plate Holder with Maltese Cross LED Tail Light



76134 SOLD EACH

Machined from billet aluminum and then nicely chrome plated. These vertical side mount license plate holders have a smooth finish and feature a Maltese Cross LED tail light. They will bolt to either 3/4" or 1" rear axles.

Fender Mount License Plate Holder with Maltese Cross LED Tail Light



76136 SOLD EACH

Machined from billet aluminum and then nicely chrome plated. These horizontal fender mount license plate holders have a smooth finish and feature a Maltese Cross LED tail light. They mount to the fender using a supplied **rubber block**.

76137 SOLD EACH

Machined from billet aluminum and then nicely chrome plated. These horizontal fender mount license plate holders have a smooth finish and feature a Maltese Cross LED tail light. They mount to the fender using a supplied **block mount**.

Note: Fender mount license plate holders are supplied with either a rubber block mount or aluminum block mount depending on part number ordered.

Side Mount License Plate Holder with Maltese Cross LED Tail Light



76135 SOLD EACH

Machined from billet aluminum and then nicely chrome plated. These radius style side mount license plate holders have a smooth finish and feature a Maltese Cross LED tail light. They will bolt to either 3/4" or 1" rear axles.

Note : Not Dot Approved.

Stainless Side Mount Tail Light & License Plate Brackets

Here's a fine selection of simple, yet sturdy, axle-mount tail light and license plate brackets. Designed for either left side or right side mounting, these durable stainless creations are offered as a complete assembly for both license plate & tail light or license plate only. They are made for Softail or Rigid style frames when running wheels with 3/4" rear axles.

Left Side Mount License Plate Holder



76122 SOLD EACH

Fits Softail or Rigid style frames with 3/4" axles. Mirror polished **left side** mount stainless steel license plate bracket.

Right Side Mount License Plate Holder



76123 SOLD EACH

Fits Softail or Rigid style frames with 3/4" axles. Mirror polished **right side** mount stainless steel license plate bracket.

Left Side Mount Tail Light & License Plate Holder



76120 SOLD EACH

Fits Softail or Rigid style frames with 3/4" axles. Mirror polished **left side** mount stainless steel tail light & license plate bracket. Takes Cat-eye style tail light PT# 76018 or 76058, not included.

Right Side Mount Tail Light & License Plate Holder



76121 SOLD EACH

Fits Softail or Rigid style frames with 3/4" axles. Mirror polished **right side** mount stainless steel tail light & license plate bracket. Takes Cat-eye style tail light PT# 76018 or 76058, not included.

- Inlet
- Exhaust

- Frames
- Accessories
- Kickstands

- Front Ends

- Gas Tanks
- Accessories

- Dash
- Instruments

- Oil Tanks
- Accessories

- Fenders

- Engine
- Accessories

- Clutch
- Transmission
- Drive Line

- Handlebar
- Controls

- Brakes

- Forward Controls
- Footpegs
- Accessories


- Hubs
- Axles
- Wheels
- Accessories

- Lighting
- License Plate Mounts
- Accessories

- Electrical
- Accessories

- Miscellaneous

Electrical & Accessories



- Inlet
- Exhaust

- Frames
- Accessories
- Kickstands

- Front Ends

- Gas Tanks
- Accessories

- Dash
- Instruments

- Oil Tanks
- Accessories

- Fenders

- Engine
- Accessories

- Clutch,
- Transmission
- Drive Line

- Handlebar
- Controls

- Brakes

- Forward
- Controls
- Footpegs
- Accessories

- Hubs
- Axles
- Wheels
- Accessories

- Lighting
- License
- Plate Mounts
- Accessories

- Electrical
- Accessories

- Miscellaneous

FX & XL Ignition Switch



75002 SOLD EACH
Replaces 70124-75
Fits FX models 1973 to 1977 and XL models 1975 to 1977.

Chrome plated ignition switch for early FX & XL models, can also be used as a replacement on later FX(R) and Sportster models.

Ignition Switch Re-Location Cover



75006 SOLD EACH
Fits Big Twin and Sportster models.

Chrome plated ignition switch re-location cover. Gives the bottom of the ignition switch a finished look.

Handlebar Switch



75009 SOLD EACH
Replaces 71840-29T
Fits all models 1929 to 1972.

Chrome plated old style Hi / Low or turn signal handlebar switch for 1" handlebars.

Electronic Ignition Switch



75005 SOLD EACH
Replaces 71501-73T
Fits all models 1936 to Present. Will fit Fat Bob instrument covers except 1993 to Present FXDWG & 1996 to Present Softail models.

Reproduction of the late model ignition switch, corrosion and vibration resistant.

Chrome 6 Post Ignition Switch



75241 SOLD EACH
Replaces 71501-73T
Fits Softail, FXWG and FL models from 1973 thru 1995 (except Dyna Wide Glide models) and custom applications.

Top quality show chrome 6 post ignition switch.

Universal Stop Light Switch



75008 SOLD EACH
Fits custom applications.

Heavy duty universal stop light switch. Pull on position, swivel mounted and 5" long.

Round Key Ignition Switch



75004 SOLD EACH
Replaces 71428-90A
Fits Dyna models 1991 to Present except FXDWG. Can also be used for many custom applications.

Two position (off, ignition with lights) ignition switch with round keys to provide tamper resistance. Switch is 1-3/4" long with 1-3/8" outside diameter.

75003 SOLD EACH
Replaces 71427-94
Fits Dyna models 1991 to Present except FXDWG. Can also be used for many custom applications.

Three position (off, ignition and ignition with lights) ignition switch with round keys to provide tamper resistance. Switch is 1-3/4" long with 1-3/8" outside diameter.

Push Button Switch



75007 SOLD EACH
Replaces 71800-26TA
Fits all models 1929 to 1972.

Chrome plated horn / starter button for early V Twins.

- Inlet
- Exhaust

- Frames
- Accessories
- Kickstands

- Front Ends

- Gas Tanks
- Accessories

- Dash
- Instruments

- Oil Tanks
- Accessories

- Fenders

- Engine
- Accessories

- Clutch
- Transmission
- Drive Line

- Handlebar
- Controls

- Brakes

- Forward Controls
- Footpegs
- Accessories

- Hubs
- Axles
- Wheels
- Accessories

- Lighting
- License Plate Mounts
- Accessories

- Electrical
- Accessories

- Miscellaneous

- Inlet
- Exhaust

Button Switches



75015 SOLD EACH
 Replaces 71484-72
 Fits all models 1972 to 1981.

Replacement button switch for starter, horn or turn signal.

75016 SOLD PACK OF 10
 Replaces 71534-72
 Fits all models 1972 to 1981.

Replacement short button cap.

75065 SOLD PACK OF 10
 Replaces 71535-72
 Fits all models 1972 to 1981.

Replacement long button cap.

Handlebar Stop Light Switch



75014 SOLD EACH
 Replaces 72001-69B
 Fits custom applications.

Handlebar stop light switch.

- Frames
- Accessories
- Kickstands

- Front Ends

- Gas Tanks
- Accessories

- Dash
- Instruments

- Oil Tanks
- Accessories

- Fenders

- Engine
- Accessories

- Clutch
- Transmission
- Drive Line

- Handlebar
- Controls

- Brakes

- Forward Controls
- Footpegs
- Accessories

- Hubs
- Axles
- Wheels
- Accessories

- Lighting
- License Plate Mounts
- Accessories

- Electrical
- Accessories

- Miscellaneous

Universal Button Switch



75063 SOLD EACH
 Fits custom applications.

Heavy duty universal Horn or Kill button switch.

Universal Switch



75062 SOLD EACH
 Fits custom applications.

Heavy duty universal Dimmer or Turn signal switch.

Starter Button




78030 SOLD EACH
 Fits Killer Watts 1.4 KW starters
 PT# 78026 / 78027 and custom applications.

78031 SOLD EACH
 Fits Killer Watts 2.0 KW starters and custom applications.

Chrome manual push button starter cap. Mounts to end of solenoid. Handy for use with custom controls that eliminate the starter button.

Rocker Switches



75064 SOLD EACH
 Replaces 71547-75
 Fits all models 1972 to 1981.

Replacement Run / Off rocker switch.

75066 SOLD EACH
 Replaces 71483-72
 Fits all models 1972 to 1981.

Replacement plain rocker switch.

75017 SOLD EACH
 Replaces 71546-75A
 Fits all models 1972 to 1981.

Replacement Hi / Low rocker switch.

Starter Push button Switch



75239 SOLD EACH
 Fits all of our coil brackets.

Made in USA 15amp starter push button switch with 15/32 - 32 UNS thread.

Stop Light Switch Kit



75001 SOLD AS KIT
Replaces 72003-34T
Fits Big Twin models 1937 to 1957, 45" WL models 1937 to 1957 and Servicar models 1937 to 1950.

Replacement pull on type stop light switch kit with all mounting hardware, can be used for custom applications.

XL Model Stop Light Switch



75010 SOLD EACH
Replaces 72004-70
Fits XL models 1967 to 1974.

Chrome plated push off type stop light switch for XL models.

Mini Push Button Switch



75214 SOLD EACH
This tiny little stainless steel push button switch comes with a special radius shaped spacer to allow mounting in handlebars. Switch works for turn signal, starter, horn, kill or hi-low, must be used with a switch relay. Requires a 9/32" hole and 5/16" UNF nut. Switch is less than 1/2" in diameter and sticks only 1/4" above the handlebar surface. Can also be used on flat surfaces without using the radius shaped spacer. Switch comes with 20" wires installed.

Extended handlebar Wiring Harnesses



75011 SOLD AS KIT
Fits all models 1973 to 1981.

48" extended wiring harness to replace the OEM part when fitting custom handlebars. Kit comes with the correct color coded wires in a vinyl casing. Kit includes 14 connectors and 3 terminals.

75012 SOLD AS KIT
Fits all models 1982 to 1995.

48" extended wiring harness to replace the OEM part when fitting custom handlebars. Kit comes with the correct color coded wires in a vinyl casing. Kit includes 14 connectors and 4 handlebar wiring retainer clips.

75102 SOLD AS KIT
Fits all models 1996 up.

48" extended wiring harness to replace the OEM part when fitting custom handlebars. Kit comes with the correct color coded wires in a vinyl casing. Kit includes crimp connectors and clips.

Complete Handlebar Wiring Harnesses with Switches 1972 thru 1980 Models



75018 SOLD AS KIT
Fits all Big Twin & Sportster models 1972 thru 1980.

Left & Right handlebar 48" wiring harnesses with black switches. Comes complete with wiring connectors, buttons, screws, stop light switch rubber boot and switch retaining plates. Switches have already been soldered with the correct color coded wires and comes in a vinyl casing.

75019 SOLD AS KIT
Fits all Big Twin & Sportster models 1972 thru 1980.

Right handlebar 48" wiring harness with black switches. Comes complete with wiring connectors, buttons, screws, stop light switch rubber boot and switch retaining plates. Switches have already been soldered with the correct color coded wires and comes in a vinyl casing.

75020 SOLD AS KIT
Fits all Big Twin & Sportster models 1972 thru 1980.

Left handlebar 48" wiring harness with black switches. Comes complete with wiring connectors, buttons, screws, stop light switch rubber boot and switch retaining plates. Switches have already been soldered with the correct color coded wires and comes in a vinyl casing.

- Inlet
- Exhaust

- Frames
- Accessories
- Kickstands

- Front Ends

- Gas Tanks
- Accessories

- Dash
- Instruments

- Oil Tanks
- Accessories

- Fenders

- Engine
- Accessories

- Clutch
- Transmission
- Drive Line

- Handlebar
- Controls

- Brakes

- Forward Controls
- Footpegs
- Accessories

- Hubs
- Axles
- Wheels
- Accessories


- Lighting
- License Plate Mounts
- Accessories

- Electrical
- Accessories

- Miscellaneous

- Inlet
- Exhaust
- Frames
- Accessories
- Kickstands
- Front Ends
- Gas Tanks
- Accessories
- Dash
- Instruments
- Oil Tanks
- Accessories
- Fenders
- Engine
- Accessories
- Clutch
- Transmission
- Drive Line
- Handlebar
- Controls
- Brakes
- Forward Controls
- Footpegs
- Accessories
- Hubs
- Axles
- Wheels
- Accessories
- Lighting
- License Plate Mounts
- Accessories
- Electrical
- Accessories
- Miscellaneous

Handlebar Wiring Harnesses with Switches



75112 SOLD AS KIT
Fits all Big Twin and Sportster models from 1996 thru 2006.

Complete kit left and right with chrome switches.

75115 SOLD EACH
Fits all Big Twin and Sportster models from 1996 thru 2006.

Left side wiring with chrome switches only.

75116 SOLD EACH
Fits all Big Twin and Sportster models from 1996 thru 2006.

Right side wiring with chrome switches only.

75111 SOLD AS KIT
Fits all Big Twin and Sportster models from 1996 thru 2006.

Complete kit left & right with black switches.

75113 SOLD EACH
Fits all Big Twin and Sportster models from 1996 thru 2006.

Left side wiring with black switches only.

75114 SOLD EACH
Fits all Big Twin and Sportster models from 1996 thru 2006.

Right side wiring with black switches only.

These handlebar wiring harnesses come soldered and ready to install. The wires are 48" long to fit the tallest handlebars, and are color coded to match the OEM wires. Kits come complete with wire connectors.

Handlebar Wiring Harnesses with Switches 2007 Onwards

NEW



75243 SOLD AS KIT
Replaces 71584-96A, 71597-96B, 71590-96A and 71591-00
Fits all Big Twin and Sportster models from 2007 onwards.

Complete kit left and right with **chrome** switches.

75242 SOLD AS KIT
Replaces 71584-96A, 71597-96B, 71590-96A and 71591-00
Fits all Big Twin and Sportster models from 1996 thru 2006.

Complete kit left & right with **black** switches.

These handlebar wiring harnesses come soldered and ready to install. The wires are 48" long to fit the tallest handlebars, and are color coded to match the OEM wires. Kits come complete with wire connectors.

Handlebar Switch Housings for 1972 to 1981 models



65017 SOLD EACH
Replaces 71539-72
Fits FX, FL, FXE & XL models 1972 to 1981.

Horizontal switch housing.

65015 SOLD EACH
Fits FX, FL, FXE & XL models 1972 to 1981.

Plain switch housing.

Nicely chromed reproductions of the OEM versions. Switch housings will accept either aftermarket or OEM switches.

Handlebar Switch Housings for 1982 thru 1995 models



65048 SOLD EACH
Replaces 71567-82
Fits Big Twin & Sportster models 1982 thru 1995, **left top** housing.

65050 SOLD EACH
Replaces 71568-82A
Fits Big Twin & Sportster models 1982 thru 1995, **left bottom** housing.

65049 SOLD EACH
Replaces 71564-82
Fits Big Twin & Sportster models 1982 thru 1995, **right top** housing.

65051 SOLD EACH
Replaces 71563-82A
Fits Big Twin & Sportster models 1982 thru 1995, **right bottom** housing.

Switch housings accept either aftermarket or OEM switches and are a nicely chrome plated reproduction of the OEM housings.

Handlebar Switch Retainers



75021 SOLD IN PACK OF 10
Replaces 71533-72
Fits 1972 to 1981 handlebar control switches.

Retaining plates for button switches.

- Inlet
- Exhaust

- Frames
- Accessories
- Kickstands

- Front Ends

- Gas Tanks
- Accessories

- Dash
- Instruments

- Oil Tanks
- Accessories

- Fenders

- Engine
- Accessories

- Clutch
- Transmission
- Drive Line

- Handlebar
- Controls

- Brakes

- Forward Controls
- Footpegs
- Accessories

- Hubs
- Axles
- Wheels
- Accessories

- Lighting
- License Plate Mounts
- Accessories

- Electrical
- Accessories

- Miscellaneous

- Inlet
- Exhaust

Handlebar Switch Housings for 1996 thru 2006 models

- Frames
- Accessories
- Kickstands

- Front Ends

- Gas Tanks
- Accessories

- Dash
- Instruments

- Oil Tanks
- Accessories

- Fenders

- Engine
- Accessories

- Clutch
- Transmission
- Drive Line

- Handlebar
- Controls

- Brakes

- Forward Controls
- Footpegs
- Accessories

- Hubs
- Axles
- Wheels
- Accessories

- Lighting
- License Plate Mounts
- Accessories

- Electrical
- Accessories

- Miscellaneous



65021 SOLD AS KIT
Replaces 71564-96, 71563-96, 71567-96 and 71568-96
Fits Big Twin & Sportster models 1996 thru 2006.

Switch housings accept either aftermarket or OEM switches and are a nicely chrome plated reproduction of the OEM housings.

65025 SOLD EACH
Replaces 71564-96
Fits Big Twin & Sportster models 1996 thru 2006.

Chrome plated reproduction of the OEM **upper right side** housing. Will accept aftermarket and OEM switches.

65026 SOLD EACH
Replaces 71563-96
Fits Big Twin & Sportster models 1996 thru 2006.

Chrome plated reproduction of the OEM **lower right side** housing.

65027 SOLD EACH
Replaces 71567-96
Fits Big Twin & Sportster models 1996 thru 2006.

Chrome plated reproduction of the OEM **upper left side** housing. Will accept aftermarket and OEM switches.

65029 SOLD EACH
Replaces 71568-96
Fits Big Twin & Sportster models 1996 thru 2006.

Chrome plated reproduction of the OEM **lower left side** housing.

Handlebar Switch Housings 2007 Onwards



65077 SOLD AS KIT
Replaces 71563-96, 71564-96, 71567-96& 71568-96A
Fits Big Twin & Sportster models 2007 onwards.

Complete left and right switch housings. Will accept either aftermarket or OEM switches and are a nicely chrome plated reproduction of the OEM housings.

65025 SOLD EACH
Replaces 71564-96
Fits Big Twin & Sportster models 2007 onwards.

Chrome plated reproduction of the OEM **upper right side** housing. Will accept aftermarket and OEM switches.

65076 SOLD EACH
Replaces 71563-96
Fits Big Twin & Sportster models 2007 onwards.

Chrome plated reproduction of the OEM **lower right side** housing.

65027 SOLD EACH
Replaces 71567-96
Fits Big Twin & Sportster models 2007 onwards.

Chrome plated reproduction of the OEM **upper left side** housing. Will accept aftermarket and OEM switches.

65074 SOLD EACH
Replaces 71568-96A
Fits Big Twin & Sportster models 2007 onwards.

Chrome plated reproduction of the OEM **lower left side** housing.

Trumpet Horn Kit



75067 SOLD AS KIT

Fits as OEM replacement on Panhead models 1954 to 1964.

Chrome plated 12 voltroduction of the OEM trumpet horn. Can be used to replace or restore the original version on Panhead models.

Softail Horn Relocation Kit



75022 SOLD AS KIT

Fits all Softail models.

This kit allows you to install the horn where the original coil used to be when the coil has been mounted between the cylinder heads. Kit includes 12 volt universal horn, bracket, wiring and all necessary hardware.

Early Style Horn



75023 SOLD EACH

Replaces 69005-85T
Fits most models & custom applications.

Early style 12 volt electric horn with nicely chromed grill.

Custom Horn



75024 SOLD EACH

Fits custom applications.

Nicely chromed 12 volt horn with 4" mounting bracket for custom applications.

12 Volt Custom Horn



75025 SOLD EACH

Fits custom applications.

12 volt universal horn with chrome face.

- Inlet
- Exhaust

- Frames
- Accessories
- Kickstands

- Front Ends

- Gas Tanks
- Accessories

- Dash
- Instruments

- Oil Tanks
- Accessories

- Fenders

- Engine
- Accessories

- Clutch
- Transmission
- Drive Line

- Handlebar
- Controls

- Brakes

- Forward Controls
- Footpegs
- Accessories

- Hubs
- Axles
- Wheels
- Accessories

- Lighting
- License Plate Mounts
- Accessories

- Electrical
- Accessories

- Miscellaneous

Vacuum Operated Electrical Switch



75159 SOLD EACH

Replaces 26558-84
Fits XL models from 1986 thru 1993, FXST models from 1984 thru 1990 & FLT models from 1986 thru 1989.

75160 SOLD EACH

Replaces 26557-83
Fits XL, XLS & XLX models from 1983 thru 1985, FXR models from 1984 thru 1990.

75161 SOLD EACH

Replaces 26566-91
Fits FXST, FLST, FXR & Dyna models from 1991 thru 1995.

Standard motor products vacuum operated electrical switch (VOES) are produced from high tech engineered thermoplastics, and are 100% calibrated and tested at vacuum to assure the accuracy and reliability of each part.

Neutral Safety Switch



75149 SOLD EACH

Replaces 71507-65
Fits 4 speed FL models from 1965 to early 1978.

American made neutral safety switches manufactured to stringent specifications to ensure proper function and long life in the toughest conditions. Featuring high carbon steel stems hardened to 48 Rockwell C for maximum wear resistance and durability.

Neutral Safety Switch



75150 SOLD EACH

Replaces 33900-59
Fits FL models from 1959 thru 1964, FX & FL models from 1973 thru 1979, FXST models 1986, FLT, FXR, FXST & FLST models from 1987 thru 1997 & XL models from 1986 thru 1998.

American made neutral safety switches manufactured to stringent specifications to ensure proper function and long life in the toughest conditions. Featuring high carbon steel stems hardened to 48 Rockwell C for maximum wear resistance and durability.

Neutral Safety Switch



75152 SOLD EACH

Replaces 33902-98
Fits FLT, Softail & Dyna models from 1998 thru 2000.

American made neutral safety switches manufactured to stringent specifications to ensure proper function and long life in the toughest conditions. Featuring high carbon steel stems hardened to 48 Rockwell C for maximum wear resistance and durability.

Neutral Safety Switch



75153 SOLD EACH

Replaces 33904-00
Fits FLT, Softail & Dyna models from 2001 & later.

American made neutral safety switches manufactured to stringent specifications to ensure proper function and long life in the toughest conditions. Featuring high carbon steel stems hardened to 48 Rockwell C for maximum wear resistance and durability.

- Inlet
- Exhaust

- Frames
- Accessories
- Kickstands

- Front Ends

- Gas Tanks
- Accessories

- Dash
- Instruments

- Oil Tanks
- Accessories

- Fenders

- Engine
- Accessories

- Clutch
- Transmission
- Drive Line

- Handlebar
- Controls

- Brakes

- Forward Controls
- Footpegs
- Accessories

- Hubs
- Axles
- Wheels
- Accessories

- Lighting
- License Plate Mounts
- Accessories

- Electrical
- Accessories

- Miscellaneous

Neutral Safety Switch



75151 SOLD EACH

Replaces 33901-79
Fits FX & FL models from late 1979 thru 1984, FXST models from 1984 thru 1985, FX, FXWG, FXB & FXSB models from 1985 thru 1986.

American made neutral safety switches manufactured to stringent specifications to ensure proper function and long life in the toughest conditions. Featuring high carbon steel stems hardened to 48 Rockwell C for maximum wear resistance and durability.

Stop Light Switch



75147 SOLD EACH

Replaces 72002-51A
Fits Servi Car models with 750cc / 45 cu. in. engines from 1951 thru 1973 & later. FL & FLH models with 1200cc / 74 cu. in. engines from 1958 thru 1970 & later.

Top quality Hydraulic rear stoplight switch built with heavy duty contacts and top quality brass terminals to ensure reliable performance in the most severe environments.

Oil Pressure Switch



75144 SOLD EACH

Replaces 26552-72
Fits FLH, FLHT & FLH80 models from 1980 thru 1992, FLT models from 1980 thru 1983, FXR, FXRS & FXRT models from 1982 thru 1983, FX, FXE, FXS1200, FXEF-80, FXS-80, FXB-80 & FXWG-80 models from 1971 thru 1984.

American made oil pressure switch designed to assure maximum protection of your Harley's engine. These precision calibrated, bright finished parts feature heavy-duty contacts and mica-filled thermoplastic insulators to withstand extreme temperatures. Diaphragms are designed to provide extra assurance against leaks and bursting.

Stop Light Switch



75148 SOLD EACH

Replaces 72023-51A
Fits XL models with 883cc, 1000cc & 1100cc engines from 1979 thru 2002. FL models with 1200cc / 74 cu. in. & 1340cc / 80 cu. in. engines from 1971 thru 1984. FX models with 1200cc / 74 cu. in. engines from 1971 thru 1972. FX models with 1200cc / 74 cu. in. & 1340cc / 80 cu. in. engines from late 1979 thru 1983. FXR models with 1340cc / 80 cu. in. engines from 1982 thru 1983. Evo Big Twin models with 1340cc / 80 cu. in. engines from late 1984 & later. Dyna models with 1340cc / 80 cu. in. engines from 1991 thru 1992.

Oil Pressure Switch



75146 SOLD EACH

Replaces 26561-84
Fits FX models from 1984 thru 1986, FXR models from 1986 thru 1992, Softail models from 1984 & later, Dyna models from 1991 & later, FXRT & FXRS models from 1984 thru 1985, FLT Classic & FLHT Classic models from 1984 thru 1985.

American made oil pressure switch designed to assure maximum protection of your Harley's engine. These precision calibrated, bright finished parts feature heavy-duty contacts and mica-filled thermoplastic insulators to withstand extreme temperatures. Diaphragms are designed to provide extra assurance against leaks and bursting.

Oil Pressure Switch



75145 SOLD EACH

Replaces 26554-77
Fits XL models from late 1977 & later.

American made oil pressure switch designed to assure maximum protection of your Harley's engine. These precision calibrated, bright finished parts feature heavy-duty contacts and mica-filled thermoplastic insulators to withstand extreme temperatures. Diaphragms are designed to provide extra assurance against leaks and bursting.

- Inlet
- Exhaust

- Frames
- Accessories
- Kickstands

- Front Ends

- Gas Tanks
- Accessories

- Dash
- Instruments

- Oil Tanks
- Accessories

- Fenders

- Engine
- Accessories

- Clutch
- Transmission
- Drive Line

- Handlebar
- Controls

- Brakes

- Forward Controls
- Footpegs
- Accessories

- Hubs
- Axles
- Wheels
- Accessories

- Lighting
- License Plate Mounts
- Accessories

- Electrical
- Accessories

- Miscellaneous

High Performance Maintenance Free Batteries

Killer Watts High Performance Maintenance Free batteries are a must if high power is top priority in a replacement battery. Killer Watts means more power, less maintenance and longer life.

Killer Watts High Performance Maintenance Free batteries are your best choice for motorcycles.

No Spilling, No Leaks, No Water to check and topping off is a thing of the past.

Increased Power and up to 30% More Cranking Amps thanks to a radial grid design and additional plates.

Long Lasting which means Killer Watts High Performance Maintenance Free batteries will last up to three times longer than conventional batteries.

Exceptional Resistance to Vibration makes Killer Watts High Performance Maintenance Free batteries the most reliable battery on the market today.

Patented Sealed Post

prevents acid seepage, reduces corrosion – extends battery life.

Safety Valve Flame/Arrestor

relieves excess pressure.

Thru-Partition Construction

provides shorter current path with less resistance than "over the partition" construction – you get more cranking power when you need it!

Special Active Material

is compounded to withstand vibration, prolong battery life and dependability.

Special Grid Design

withstands severe vibration, assures maximum conductivity.

Special Separator

makes the battery spill-proof. Valve regulated design eliminates water loss and the need to refill with acid.

Heat Sealed Case to Cover

protects against seepage and corrosion – bonded unit gives extra strength.

Polypropylene Cover and Container

assures reserve electrolyte capacity for cooler operating temperatures; gives greater resistance to gas and oil – and impact in extreme weather conditions!



- Inlet
- Exhaust
- Frames
- Accessories
- Kickstands
- Front Ends
- Gas Tanks
- Accessories
- Dash
- Instruments
- Oil Tanks
- Accessories
- Fenders
- Engine
- Accessories
- Clutch
- Transmission
- Drive Line
- Handlebar
- Controls
- Brakes
- Forward Controls
- Footpegs
- Accessories
- Hubs
- Axles
- Wheels
- Accessories
- Lighting
- License Plate Mounts
- Accessories
- Electrical
- Accessories
- Miscellaneous

High Performance Maintenance Free Batteries



Absorbed Glass Mat (AGM) Technology is an advanced battery design used in Killer Watts Maintenance free batteries that eliminates water loss. Once it's filled with acid the battery is permanently sealed - so you'll never need to fill it with water or check the acid level.

Long life

Because of its lead calcium design, the AGM battery will hold its specific gravity more than three times longer than conventional lead antimony types. This means much longer periods between charges when the battery is used in a standby mode, like winter storage.

Sealed, Non-Spillable

It's totally sealed and all of the acid is absorbed in the special plates and separators, so there is no need to worry about acid leaks on valuable vehicle parts and accessories.

These batteries are filled, charged and sealed at the factory. But due to various shelf storage periods, all batteries should be checked prior to putting into service to determine if they have a minimum of 12.8 Volts. If not they will require charging at 1 amp or less until they reach the minimum of 12.8 Volts before putting into service.

82005 SOLD EACH

Replaces 65989-97
 Fits Softail models from 1991 onwards, Dyna models 1997 onwards and Sportster models from 1997 thru 2003. CCA 310
Battery type : YTX20HL-BS
Voltage : 12V
Capacity : 18 Amp Hrs
Amps : 1.8
Cold cranking amps : 310
Dimensions : 6-7/8" x 3-7/16" x 6-1/8"
Weight : 12.4 lbs
Polarity :



82004 SOLD EACH

Replaces 66672-96
 Fits Softail models from 1984 thru 1990, FXR models 1982 onwards and Sportster models from 1979 thru 1996. CCA 310
Battery type : YTX20H-BS
Voltage : 12V
Capacity : 18 Amp Hrs
Amps : 1.8
Cold cranking amps : 310
Dimensions : 6-7/8" x 3-7/16" x 6-1/8"
Weight : 12.4 lbs
Polarity :



82007 SOLD EACH

Replaces 65958-04
 Fits Sportster models 2004 onwards. CCA 200
Battery type : YTX14L-BS
Voltage : 12V
Capacity : 12 Amp Hrs
Amps : 1.4
Cold cranking amps : 200
Dimensions : 6" x 3.44" x 5.75"
Weight : 8.10 lbs
Polarity :



82006 SOLD EACH

Replaces 66010-82B
 Fits FLT, FLHT & FLHR models from 1980 thru 1996. CCA 350
Battery type : YTX24HL-BS
Voltage : 12V
Capacity : 21 Amp Hrs
Amps : 2.1
Cold cranking amps : 350
Dimensions : 8-1/8" x 3-7/16" x 6-3/8"
Weight : 12.4 lbs
Polarity :



82003 SOLD EACH

Replaces 66010-97
 Fits FLT & FLHT models 1997 onwards. CCA 385
Battery type : YIX30L
Voltage : 12V
Capacity : 30 Amp Hrs
Amps : 3.0
Cold cranking amps : 385
Dimensions : 6.57" x 5" x 6.88"
Weight : 22 lbs
Polarity :



82002 SOLD EACH

Replaces 65948-00
 Fits V-Rod models from 2002 thru 2005. CCA 200
Battery type : YTX14
Voltage : 12V
Capacity : 12 Amp Hrs
Amps : 1.4
Cold cranking amps : 200
Dimensions : 6" x 3-7/16" x 5-3/4"
Weight : 10.00 lbs
Polarity :



- Inlet
- Exhaust

- Frames
- Accessories
- Kickstands

- Front Ends

- Gas Tanks
- Accessories

- Dash
- Instruments

- Oil Tanks
- Accessories

- Fenders

- Engine
- Accessories

- Clutch
- Transmission
- Drive Line

- Handlebar
- Controls

- Brakes

- Forward Controls
- Footpegs
- Accessories

- Hubs
- Axles
- Wheels
- Accessories

- Lighting
- License Plate Mounts
- Accessories

- Electrical
- Accessories

- Miscellaneous

- Inlet
- Exhaust

Conventional Batteries

- Frames
- Accessories
- Kickstands

- Front Ends

- Gas Tanks
- Accessories

- Dash
- Instruments

- Oil Tanks
- Accessories

- Fenders

- Engine
- Accessories

- Clutch
- Transmission
- Drive Line

- Handlebar
- Controls

- Brakes

- Forward Controls
- Footpegs
- Accessories

- Hubs
- Axles
- Wheels
- Accessories

- Lighting
- License Plate Mounts
- Accessories

- Electrical
- Accessories

- Miscellaneous



A workhorse battery engineered to protect against corrosion, withstand vibration and deliver high cranking power.

The industry standard for motorcycles, our Conventional Battery is anything but conventional. This workhorse is for applications requiring operation on uneven surfaces and vibrating environments - even when the weather's dealing its worst. It's the rugged, reliable and dependable battery that customers are looking for !

These features are built into our conventional manifold vented battery - and every battery in the Killer Watts line :

Patented separators provide high cranking power
 Though- partition construction delivers maximum power.
 Unique sealed posts resist corrosion for longer battery life.
 Polypropylene cover and container thwart damage from gas, oil and impact.
 Heat-sealed, bonded unit fabrication protects against seepage and corrosion.

Note : All Conventional Batteries are shipped dry without acid, the acid for battery activation is not included. Instructions on how to fill the battery with acid are included.

82001 SOLD EACH

Replaces 66007-84
 Fits FL & FLH models from 1965 thru 1984, Sportster electric start models (except XLCR) from 1967 thru 1978. CCA 240

Battery type : YHD-12

Voltage : 12V

Capacity : 28 Amp Hrs

Amps : 2.8

Cold cranking amps : 240

Dimensions : 8.13" x 5.25" x 6.50"

Weight : 13.3 lbs

Acid Volume : 74.4 oz

Polarity :



82000 SOLD EACH

Replaces 66006-70
 Fits XL & FX kick start models from 1970 thru 1978. CCA 74

Battery type : 12N7-4A

Voltage : 12V

Capacity : 7 Amp Hrs

Amps : 0.7

Cold cranking amps : 74

Dimensions : 5.32" x 3" x 5.25"

Weight : 4.9 lbs

Acid Volume : 16.9 oz

Polarity :



Battery Tray Kit



75027 SOLD AS KIT
Replaces 66191-73
Fits electric start FX models 1973 to 1986 except FXST models.

Chrome plated battery carrier. Kit includes battery tray, battery pad, rubber mounting studs, brackets and all necessary hardware.

Battery Rubber Strap



75031 SOLD EACH
Replaces 66105-77
Fits FXST & FLST models 1991 to Present, FL(H)T models 1980 to 1992, XLCR models 1977 to 1978 and 1979 XL models.

Rubber battery hold down strap.

Mount Stud Cover



28006 SOLD EACH
Chrome aluminum rubber mount stud cover. Fits over the black rubber mount, adds a nice touch especially where the mounts are visible on wide tire frames.

Softail Battery Tray Rubber



75026 SOLD EACH
Replaces 66210-85B
Fits 1986 to Present Softail models.

Oil, Acid and Heat resistant battery tray rubber, helps to absorb vibration and protect against battery cracking and leaking.

Anti Vibration Mounts



28002 SOLD PACK OF 3
Fits custom applications.
Anti Vibration Mounts with 5/16" UNF studs.

28001 SOLD PACK OF 3
Fits custom applications.
Anti Vibration Mounts with 5/16" UNC studs.

Anti vibration mounts perfect for mounting gas tanks, oil tanks, battery boxes and all kinds of electronic parts to insulate them from vehicle vibrations.

Battery Tray Rubber



75068 SOLD EACH
Replaces 66210-97
Fits most Softail, FXR & Dyna models from 1997 to Present. Will also fit aftermarket and custom battery trays.

Oil, Acid & Heat resistant battery tray rubber, helps to absorb vibration and protect against battery cracking and leaking.

XL Battery Tray Mount Stud



28007 SOLD EACH
Replaces 62569-94.
Fits XL models from 1995 to present and custom applications.

5/16" - 18UNC / 1/4" - 20UNC heavy duty battery tray mount stud.

- Inlet
- Exhaust

- Frames
- Accessories
- Kickstands

- Front Ends

- Gas Tanks
- Accessories

- Dash
- Instruments

- Oil Tanks
- Accessories

- Fenders

- Engine
- Accessories

- Clutch
- Transmission
- Drive Line

- Handlebar
- Controls

- Brakes

- Forward Controls
- Footpegs
- Accessories

- Hubs
- Axles
- Wheels
- Accessories

- Lighting
- License Plate Mounts
- Accessories

- Electrical
- Accessories

- Miscellaneous

- Inlet
- Exhaust
- Frames
- Accessories
- Kickstands
- Front Ends
- Gas Tanks
- Accessories
- Dash
- Instruments
- Oil Tanks
- Accessories
- Fenders
- Engine
- Accessories
- Clutch
- Transmission
- Drive Line
- Handlebar
- Controls
- Brakes
- Forward Controls
- Footpegs
- Accessories
- Hubs
- Axles
- Wheels
- Accessories
- Lighting
- License Plate Mounts
- Accessories
- Electrical
- Accessories
- Miscellaneous

Battery Hold Down Straps



75100 SOLD EACH

Replaces 66383-65T
Fits FL models 1965 to 1969.

Polished 18 gauge stainless steel battery straps, come with nuts and washers.

75099 SOLD EACH

Replaces 66383-70T
Fits FL models 1970 to 1984.

Polished 18 gauge stainless steel battery straps, come with nuts and washers.

75071 SOLD EACH

Replaces 66470-70T
Fits FX & XL kickstart models 1970 to 1978.

Polished 18 gauge stainless steel battery straps, come with nuts and washers.

75030 SOLD EACH

Replaces 66476-73T
Fits electric start FX(R) models 1973 to 1986 (except Softail models) and Sportster models 1982 to 1997.

Polished 18 gauge stainless steel battery straps, come with nuts and washers.

75101 SOLD EACH

Replaces 66476-98
Fits Sportster models 1998 to Present.

Polished 18 gauge stainless steel battery straps, come with nuts and washers.

Battery Cover for FL Models



75028 SOLD EACH

Replaces 66074-83T
Fits 4 speed FL models 1970 to 1984.

Show chromed battery cover for electric start FL models.

Battery Cover for FX & XL Models



75029 SOLD EACH

Replaces 66070-83T
Fits FX models with electric start (except Softail models) 1973 to 1986 and all Sportster models 1982 to Present.

Nicely chromed battery cover with cell viewing window.

Battery Top Cover for Sportster Models



75035 SOLD EACH

Replaces 66369-67
Fits electric start Sportster models 1967 to 1978.

Chrome plated battery top cover.

Battery Top Cover for FL Models



75032 SOLD EACH

Replaces 66370-65TE
Fits FL models 1965 to 1984.

Chrome plated battery top cover.

Battery Top Cover for FX & XL Models



75033 SOLD EACH

Replaces 66367-73T
Fits FX models with electric start (except Softail models) 1973 to 1986 and all Sportster models 1982 thru 2003.

Chrome plated battery top cover.

Battery Top Cover



75034 SOLD EACH

Replaces 66373-54TA
Fits early 6 volt Big Twin models with Horse shoe oil tanks.

Chrome plated 6 volt Big Twin battery top cover.

Battery Cover for Dyna Glide Models



75072 SOLD EACH

Replaces 66347-91
Fits Dyna Glide models from 1991 thru 1996.

Nicely chromed battery cover with cell viewing window.

Starter Relay



75154 SOLD EACH

Replaces 31506-79B
Fits XL models from 1980 thru 1992, FL & FX models from 1980 thru 1994, FLTC, FLHTC, FXRS & FXRT models early 1984, FLT models from late 1985 thru 1994, FXWG models 1986, FXST models 1984, Softail & FXR models from 1986 thru 1994, Dyna models from 1991 thru 1994, FLTC-U & FLHTC-U models from 1989 thru 1994.

This 'Plug' style starter relay is designed to handle high current draw.

Starter or Brake Relay



75156 SOLD EACH

Replaces 31504-91A
Fits FLTC, FLHTC, FLTC-U & FLHTC-U models from 1991 thru 1994, FLHR models 1994, FLHT, FLHTC, FLHTC-U, FLHTCU-I, FLTC-U & FLHR models 1995, FLHT, FLHTC, FLHTC-U, FLHTCU-I, FLHR, FLHR-I & FLHTC-I 1996, ALL FLT models from 1997 thru 2002, XL & Sportster 883, 1200 models from late 1993 thru 2002, Softail & Dyna models from 1995 thru 1999.

This relay is both the starter and brake relay on many late models.

Headlight Relay



75155 SOLD EACH

This headlight relay allows control of hi-low beam from one wire using a button type switch to operate the headlight.

5 Post Relay



75157 SOLD EACH

Replaces 31522-00
Fits FLT, Dyna & Softail models from 2000 & later.

Black 5 post general relay.

4 Post Relay



75158 SOLD EACH

Replaces 31511-01A
Fits FLHRI, FLHTCUI, FLHTCI & FLTRI models 2002, FXSTI, FLSTCI, FLSTFI, FLSTSI, FXSTBI, FXSTDI & FXSTSI models from 2001 thru 2002.

Black 4 post general relay.

- Inlet
- Exhaust

- Frames
- Accessories
- Kickstands

- Front Ends

- Gas Tanks
- Accessories

- Dash
- Instruments

- Oil Tanks
- Accessories

- Fenders

- Engine
- Accessories

- Clutch
- Transmission
- Drive Line

- Handlebar
- Controls

- Brakes

- Forward Controls
- Footpegs
- Accessories

- Hubs
- Axles
- Wheels
- Accessories


- Lighting
- License Plate Mounts
- Accessories

- Electrical
- Accessories

- Miscellaneous

- Inlet
- Exhaust

50 Amp Circuit Breaker




75139 SOLD EACH

Replaces 74600-94
Fits Sportster models from 1994 thru 1996 & FLT models 1994. **50 Amp.**

American made, top quality 50 Amp self resetting circuit breaker.

30 Amp Circuit Breaker




75140 SOLD EACH

Replaces 74599-77B
Fits FXS models 1997, XL models from 1978 thru 1993 & 1997 thru 2002, FL, FLH, & FLH80 Classic models from 1978 thru 1984, FLT models from 1980 thru 1996, FXR models from 1982 thru 1992, Softail models from 1978 thru 2002 & Dyna models from 1991 thru 2002. **30 Amp.**

American made, top quality 30 Amp self resetting circuit breaker.

15 Amp Circuit Breaker



75141 SOLD EACH

Replaces 74589-73A
Fits FL, FLH & FLH80 Classic models from 1973 thru 1984, XL models from 1973 thru 1993, FX models from 1973 thru 1994, FLT models from 1980 thru 1993, FXR models from 1982 thru 1994 & Dyna models from 1991 thru 1995. **15 Amp.**

American made, top quality 15 Amp self resetting circuit breaker.

15 Amp Circuit Breaker



75142 SOLD EACH

Replaces 74587-94
Fits XL models from 1994 thru 1997, FLT models from 1994 thru 1996, Softail models from 1996 thru 1999 & Dyna models from 1996 thru 1999. **15 Amp.**

American made, top quality 15 Amp self resetting circuit breaker.

40 Amp Circuit Breaker



75143 SOLD EACH

Replaces 74600-97A
Fits FLT models from 1997 thru 2002. **40 Amp.**

American made, top quality 40 Amp self resetting circuit breaker.

- Frames
- Accessories
- Kickstands

- Front Ends

- Gas Tanks
- Accessories

- Dash
- Instruments

- Oil Tanks
- Accessories

- Fenders

- Engine
- Accessories

- Clutch
- Transmission
- Drive Line

- Handlebar
- Controls

- Brakes

- Forward Controls
- Footpegs
- Accessories

- Hubs
- Axles
- Wheels
- Accessories

- Lighting
- License Plate Mounts
- Accessories

- Electrical
- Accessories

- Miscellaneous

Roller Bearing Advance Unit Kit



75040 SOLD AS KIT
Fits Big Twin models 1970 to early 1978 and Sportster models 1971 to early 1978.

Roller bearing advance unit kit, provides smooth and consistent ignition advance. Includes advance unit shaft, weights and springs, base plate with points and condenser, points wiring and hardware. Kits can also be used to convert electronic ignitions to point style ignitions.

Advance Unit Assembly



74002 SOLD AS ASSEMBLY
Fits Big Twin models 1970 to 1999 & Sportster models 1971 to Present except single fire ignitions.

Advance unit assembly including base plate with points and condenser, advance unit with bolt and points wire.

Note: Kit will not fit models with single fire ignition systems.

Advance Unit Assembly



75038 SOLD AS KIT
Replaces 32515-85T
Fits Big Twin models 1970 to early 1978 and Sportster models 1971 to early 1978.

Includes advance unit shaft, weights and springs, base plate with points and condenser, points wiring and hardware. Kits can also be used to convert electronic ignitions to point style ignitions.

Note: Kit will not fit models with single fire ignition systems.

- Inlet
- Exhaust

- Frames
- Accessories
- Kickstands

- Front Ends

- Gas Tanks
- Accessories

- Dash
- Instruments

- Oil Tanks
- Accessories

- Fenders

- Engine
- Accessories

- Clutch
- Transmission
- Drive Line

- Handlebar
- Controls

- Brakes

- Forward Controls
- Footpegs
- Accessories


- Hubs
- Axles
- Wheels
- Accessories

- Lighting
- License Plate Mounts
- Accessories

- Electrical
- Accessories

- Miscellaneous

Ignition and Advance Replacement Parts



A. 74005 SOLD AS KIT
Replaces 32517-70

Advance unit assembly excluding points and condenser. Assembly includes base plate and bolt.

B. 75042 SOLD EACH
Replaces 32542-70TA

Circuit breaker cam.

C. 74004 SOLD IN PACK OF 10
Replaces 32670-70

Points terminals.

D. 75045 SOLD EACH
Replaces 32629-70T

Advance unit shaft and plate.

E. 75043 SOLD IN PACK OF 10
Replaces 32605-70T

Breaker weight spring.

F. 75046 SOLD IN PACK OF 10
Replaces 35-70T

Timing screw.

G. 74007 SOLD IN PACK OF 10
Replaces 70456-73

Circuit breaker wire.

H. 75044 SOLD IN PAIRS
Replaces 32522-70T

Breaker assembly weights.

J. 74003 SOLD EACH
Replaces 32661-70T
Fits Big Twin & XL models 1970 to 1978.

Contact points.

K. 74006 SOLD IN PACK OF 10
Replaces 32601-78

Base plate studs and screws.

- Inlet
- Exhaust

Ignition Points



75163 SOLD EACH

Replaces 30605-48
Fits Sportster & K models except Magneto versions from 1954 thru 1970, Big Twin models from 1948 thru 1969.

These points are made in the USA from only the finest of materials and are designed for high quality and reliability.

- Frames
- Accessories
- Kickstands

- Front Ends

- Gas Tanks
- Accessories

- Dash
- Instruments

- Oil Tanks
- Accessories

Ignition Points



75162 SOLD EACH

Replaces 29533-55A
Fits XLCH 900cc (55 cu. in.) with Magneto models from 1958 thru 1969.

These points are made in the USA from only the finest of materials and are designed for high quality and reliability.

- Fenders

- Engine
- Accessories

- Clutch
- Transmission
- Drive Line

- Handlebar
- Controls

- Brakes

- Forward Controls
- Footpegs
- Accessories

- Hubs
- Axles
- Wheels
- Accessories

- Lighting
- License Plate Mounts
- Accessories

- Electrical
- Accessories

- Miscellaneous

Performance Points



75133 SOLD EACH

Replaces 32661-70
Fits XL models from 1971 to early 1978, FLH models from 1970 to early 1978 & FX models from 1972 to early 1978.

Blue Streak ignition points are built from only the highest quality materials. Each point set features an extra heavy duty construction that includes the exclusive LubriWick for continuous lubricant application, which virtually eliminates wear on the rubbing block. These parts also feature ventilated contact, copper shunts for point bounce elimination and a positive screw type terminal. Our one piece nylon breaker arm body provides longer tune-up life. All this ensures that SMP points provide the longest life of any contact set on the market today.

Performance Points and Condenser



75135 SOLD PACK OF 4

Replaces 32661-70, 32726-30A & 30801-47
Fits all Big Twin models from 1930 to early 1978, all Sportster & K models (except Magneto) from 1954 to early 1978, XL models from 1971 to early 1978, FLH models from 1970 to early 1978 & FX models from 1970 to early 1978.

Blue Streak high performance points and condenser sets. Features one KW# 75133 & 75134 per set.

Ignition Points



75164 SOLD EACH

Replaces 32661-70
Fits Sportster models from 1971 to early 1979, Big Twin models from 1970 to early 1978.

These points are made in the USA from only the finest of materials and are designed for high quality and reliability.

Performance Condensers



75134 SOLD EACH

Replaces 32726-30A & 30801-47
Fits all Big Twin models from 1930 to early 1978, all Sportster & K models (except Magneto) from 1954 to early 1978, XL models from 1971 to early 1978, FLH models from 1970 to early 1978 & FX models from 1970 to early 1978.

Blue Streak condensers feature a high capacitance mylar / foil construction that helps eliminate internal shorting and each condenser is sealed to prevent breakdown due to condensation or moisture. Our lead wires are spot welded to an internal tab to prevent connections from coming loose or pulling out.

Cam Position Sensor Plates



75165 SOLD EACH

Replaces 32400-80A
Fits FLT models from 1980 thru 1993, FXR models from 1980 thru 1994, FXST models from 1984 thru 1985 & XL models from 1980 thru 1994.

75138 SOLD EACH

Replaces 32400-94
Fits FLT models from 1994 thru 1995, XL models from 1995 thru 1997 & XL 1200S models from 1998 thru 2001.

75166 SOLD EACH

Replaces 32404-90
Fits Dyna models from 1991 thru 1995.

These "OE" style Cam Position Sensors feature a highly sensitive hall effect sensor to assure an accurate timing position. They have built in voltage regulation, reverse battery protection and superior temperature stability.

Micro Harness Controller



19059 SOLD AS KIT

Perfect for choppers and saddle tank bikes, the Micro Harness Controller consolidates all of the electronic functions of a motorcycle (with the exception of instrumentation and engine management) into one, easy-to-hide system. The Micro Harness Controller avoids the wiring "bird's nest" of other systems so you spend less time wiring your bike and more time riding. System includes a billet aluminum controller housing, un-terminated "fantail" harness, shrink tubing, and all necessary connectors, and a comprehensive instruction and trouble shooting manual.

Features :

- ◆ Compact design easily hidden on custom motorcycles.
- ◆ Performs all fuse, relay, and signal canceling functions in one simple package.
- ◆ Provides multiple flasher combinations (signal canceling, hazard lights, and tri-state indicators), running lights, brake lights, and turn signal from one bulb.
- ◆ Reduces size, weight, and overall complexity of the electrical system.
- ◆ Utilizes relays to distribute all power functions, eliminating the needs to run large wires to all the switches.
- ◆ Small size of controller housing allows multiple mounting locations both visible and hidden.
- ◆ Weather resistant connections for trouble-free use in extreme environments.
- ◆ Comprehensive installation and trouble shooting manual to minimize installation time.

System weight : 2.3 LBS
Harness Length : 7 feet (unterminated)
Housing Material : Billet 6061-T6 Aluminum

Daytona Twin Scan II



75240 SOLD AS KIT

Fits fuel injected models from 2001 thru 2007 with Delphi® system including V-Rod models and carbureted models from 2003 thru 2006 with 12 pin ignition module. Kit includes Software on CD-rom.

The new Twin Scan II provides diagnostic capabilities not found in any other available tools. The Twin Scan II is especially useful for diagnosing hard to find intermittent trouble codes. The motorcycle can be operated while the unit is installed. Under normal conditions (no trouble code), the unit will store data for the last hour of operation. If a trouble code is set, the unit automatically stops logging data 30 minutes after the code is set. This allows you to examine data before and after the code was set, even days later. You have a range of capabilities for analyzing and printing out logged data that is displayed in a chart recorder format. The Twin Scan II interfaces to a laptop PC. Minimum PC requirement is a 300 MHz Pentium running Windows 98/ME/XP with SVGA display (1024 x 768 pixels) and available USB port.

- ◆ Uses laptop PC for display. Includes Windows software.
- ◆ Reads and clears diagnostic trouble codes from ECU (engine control unit), TSSM (turn signal/security module), speedometer, and tach.
- ◆ Real time display of engine data on instrument panel type display.
- ◆ Built-in data logging. Stores up to one hour of data. Automatically triggers when a trouble code is set. Shows data before and after code is set.
- ◆ Includes two analog inputs for air/fuel ratio (AFR). All Twin Scan II units can be upgraded to Twin Scan II+ for use as tuning aid.

• Inlet
• Exhaust

• Frames
• Accessories
• Kickstands

• Front Ends

• Gas Tanks
• Accessories

• Dash
• Instruments

• Oil Tanks
• Accessories

• Fenders

• Engine
• Accessories

• Clutch
• Transmission
• Drive Line

• Handlebar
• Controls

• Brakes

• Forward Controls
• Footpegs
• Accessories

• Hubs
• Axles
• Wheels
• Accessories

• Lighting
• License Plate Mounts
• Accessories

• Electrical
• Accessories

• Miscellaneous



TCFI Fuel Injection Kit & Accessories



31051 SOLD AS KIT
Fits 2001 thru 2003 TC88 with Delphi System.
Recommended kit if not using TCFI View software.

Kit includes TCFI plug in fuel injection controller, PC link interface cable, WEGO-LCD wide-band exhaust gas oxygen sensor interface with LCD display, 36531-PHM-A01 wide band exhaust gas oxygen sensor and 18 x 1.5 weld nut for the exhaust pipe.

31052 SOLD AS KIT
Fits 2001 thru 2003 TC88 with Delphi System.
Recommended kit if using TCFI View software.

Kit includes TCFI plug in fuel injection controller, PC link interface cable, WEGO wide-band exhaust gas oxygen sensor interface display, 36531-PHM-A01 wide band exhaust gas oxygen sensor and 18 x 1.5 weld nut for the exhaust pipe.

31053 SOLD EACH
Fits 2001 thru 2003 TC88 with Delphi System.

TCFI plug in fuel injection controller only.

Accessories

31054 SOLD EACH
PC link interface cable and software, allows custom programming for Daytona TCFI fuel injection system.

31055 SOLD EACH
Palm link interface cable and software for PDA with Palm OS 3.5 or higher, allows custom programming for Daytona TCFI fuel injection system, requires serial HotSync cable.

31056 SOLD EACH
TCFI 12V power adapter for bench top programming of Daytona TCFI fuel injection system with TCFI-C PC link interface cable PT# 31054. American use with 120V AC only.

31059 SOLD AS KIT
Wide band exhaust gas oxygen sensor kit for WEGO or WEGO-LCD. Kit includes sensor PT# 36531-PHM-A01 and 18 x 1.5 weld nuts for the exhaust pipe.

Fully programmable plug-in replacement for Delphi® controller. Robust alpha-N (throttle position and RPM based) fuel control eliminates problems with long duration / high overlap camshafts. Auto-tune fuel curves with optional wide-band oxygen sensor accessory. Data logging and diagnostics, optional PC link cable and software for custom programming and data analysis. Billet aluminum housing with black anodized finish, easy plug-in installation. All outputs protected against short circuits, supports all sensors including theft / security module.

31057 SOLD EACH
Wide band exhaust gas oxygen sensor interface for TCFI fuel injection system. Requires sensor PT# 31059 (36531-PHM-A01).

31058 SOLD EACH
Wide band exhaust gas oxygen sensor interface with LCD display for general engine tuning or for use with TCFI fuel injection system. Requires sensor PT# 31059 (36531-PHM-A01).

31060 SOLD EACH
18 x 1.5mm weld nut for mounting exhaust gas oxygen sensor PT# 31059 (36531-PHM-A01) on the exhaust pipe.

31061 SOLD EACH
18 x 1.5mm hex socket plug, mates with weld nut after removing oxygen sensor.

TCFI 12V Power Adapter



31056 SOLD EACH
TCFI 12V power adapter for bench top programming of Daytona TCFI fuel injection system with TCFI-C PC link interface cable PT# 31054. American use with 120V AC only.

- Inlet
- Exhaust

- Frames
- Accessories
- Kickstands

- Front Ends

- Gas Tanks
- Accessories

- Dash
- Instruments

- Oil Tanks
- Accessories

- Fenders

- Engine
- Accessories

- Clutch
- Transmission
- Drive Line

- Handlebar
- Controls

- Brakes

- Forward Controls
- Footpegs
- Accessories

- Hubs
- Axles
- Wheels
- Accessories

- Lighting
- License Plate Mounts
- Accessories

- Electrical
- Accessories

- Miscellaneous

TCFII Fuel Injection Kit & Accessories



75215

SOLD AS KIT

Fits 2001 thru 2006 TC88 with Delphi System.
Recommended kit if not using TCFII View software.

Kit includes TCFII plug in fuel injection controller, PC link interface cable, WEGO II wide-band exhaust gas oxygen sensor interface, Bosch LS 4.2 wide band exhaust gas oxygen sensor and 18 x 1.5 weld nut for the exhaust pipe.

75216

SOLD EACH

Fits 2001 thru 2005 TC88 with Delphi System.

TCFII plug in fuel injection controller only.

Fully programmable plug-in replacement for Delphi® controller. Robust alpha-N (throttle position and RPM based) fuel control eliminates problems with long duration / high overlap camshafts. Auto-tune fuel curves with WEGO II wide-band oxygen sensor system. powerful windows software for custom programming and data analysis. Full support for J1850 data bus used for communications with turn signal / security module (TSM / TSSM) and instrument cluster on 2004 thru 2005 models. Data logging and diagnostics, Billet aluminum housing with black anodized finish, easy plug-in installation. All outputs protected against short circuits, supports all sensors including theft / security module.

WEGO II Wide Band Exhaust Gas Oxygen Sensor System



WEGO II Wide Band Exhaust Gas Oxygen Sensor System with LCD Display



75217

SOLD AS KIT

Wide band exhaust gas oxygen sensor system for TCFII fuel injection system. Kit includes WEGO II unit with **48" standard length harness**, Bosch LSU 4.2 Oxygen sensor, 18 x 1.5mm weld nut for exhaust pipe, and software on CDROM.

75218

SOLD AS KIT

Wide band exhaust gas oxygen sensor system for TCFII fuel injection system. Kit includes WEGO II unit with **96" extended length harness**, Bosch LSU 4.2 Oxygen sensor, 18 x 1.5mm weld nut for exhaust pipe, and software on CDROM.

Accessories

75221

SOLD EACH

Replacement wide band exhaust gas oxygen sensor for Bosch LSU 4.2 sensor for WEGO II (cannot be used with the original WEGO system).

75220

SOLD EACH

12 foot extension cable from Bosch LSU 4.2 sensor to WEGO II for Dyno room installations.

75219

SOLD EACH

Replacement wide band WEGO II interface unit for use with either TCFII or TCFI II injection controller.

Accessories

75221

SOLD EACH

Replacement wide band exhaust gas oxygen sensor for Bosch LSU 4.2 sensor for WEGO II (cannot be used with the original WEGO system).

75220

SOLD EACH

12 foot extension cable from Bosch LSU 4.2 sensor to WEGO II for Dyno room installations.

- Inlet
- Exhaust

- Frames
- Accessories
- Kickstands

- Front Ends

- Gas Tanks
- Accessories

- Dash
- Instruments

- Oil Tanks
- Accessories

- Fenders

- Engine
- Accessories

- Clutch
- Transmission
- Drive Line

- Handlebar
- Controls

- Brakes

- Forward Controls
- Footpegs
- Accessories

- Hubs
- Axles
- Wheels
- Accessories

- Lighting
- License Plate Mounts
- Accessories

- Electrical
- Accessories

- Miscellaneous

- Inlet
- Exhaust

PC Link Interface Cable



31054 SOLD EACH
PC link interface cable and software, allows custom programming for Daytona TCFI fuel injection system.

- Frames
- Accessories
- Kickstands

- Front Ends

- Gas Tanks
- Accessories

- Dash
- Instruments

Palm Link Interface Cable



31055 SOLD EACH
Palm link interface cable and software for PDA with Palm OS 3.5 or higher, allows custom programming for Daytona TCFI fuel injection system, requires serial HotSync cable.

- Oil Tanks
- Accessories

- Fenders

- Engine
- Accessories

- Clutch
- Transmission
- Drive Line

- Handlebar
- Controls

Exhaust Gas Oxygen Sensor Kit



31059 SOLD AS KIT
Wide band exhaust gas oxygen sensor kit for WEGO or WEGO-LCD. Kit includes sensor PT# 36531-PHM-A01 and 18 x 1.5 weld nuts for the exhaust pipe.

- Brakes

- Forward Controls
- Footpegs
- Accessories

- Hubs
- Axles
- Wheels
- Accessories

- Lighting
- License Plate Mounts
- Accessories

- Electrical
- Accessories

- Miscellaneous

Nose Cone Ignition for Big Twin & Sportsters



Nose Cone Ignitions with Billet aluminum housings. Two advance curve families with adjustable advance slope accommodates stock to highly modified engines. Digitally set RPM limit in 100 RPM steps. Selectable single or dual fire mode, selectable multi-spark mode for quick starting and smooth cruising with coil outputs protected against short circuits. Optional PC Link cable and software for programming custom advance curve.

75171 SOLD EACH
Fits Shovelhead models from 1970 thru 1984, Evo Big Twin models from 1984 thru 1999 and Sportster models from 1971 thru 1997.
Model 1005 internal (Nose Cone) ignition.

75172 SOLD EACH
Fits Sportster models from 1998 thru 2002 (except 1200S). Model 1005S internal ignition, includes mating Deutsch Plug and Harness for Single fire conversion.

Accessories

75175 SOLD EACH
PC link interface cable for ignition models 1005, 1005S, 1006 and 1007. Allows you to upload custom advance curves.

75176 SOLD EACH
Evo series 12V power adapter for bench top programming of ignition models 1005, 1005S, 1006 and 1007 with PC link interface cable PT# 75175. American use with 120V AC only.

75177 SOLD AS KIT
Ignition power relay kit recommended with ignition models 1005-1007 when converting high compression and large displacement engines to single fire mode.

Daytona Twin Scan 88



75227 SOLD EACH

Daytona Twin Scan 88 Low Cost Scan Tool for 2001 thru 2005 fuel injected models with Delphi system (including V-Rod) and 2003 thru 2005 carbureted models with 12 pin ignition module.

- ◆ Includes Windows compatible software on CDROW.
- ◆ Reads and clears diagnostic trouble codes from ECU (engine control unit), TSSM (turn signal /security module), speedometer and tach.
- ◆ Real time display of engine data on instrument panel type display.
- ◆ Built-in data logging. Stores up to one hour of data.
- ◆ Automatically triggers when a trouble code is set.
- ◆ Shows data before and after code is set.
- ◆ Compact size : 3.8"L x 1.7"W x 0.9"H.

PC Requirements

The Twin Scan software runs under Microsoft Windows 98/ME/XP. Minimum PC requirement is a 300 MHz Pentium with super VGA display (SVGA with 1024 x 768 pixel resolution). The Twin Scan 88 unit has a female 9 pin D- sub connector that connects to a standard PC RS-232 serial port. You will require a readily available 9 pin male-to-female extension cable. If your laptop does not include a serial port, you can use a USB or PC card serial adapter. The USB serial adapter is the least expensive approach and most new laptops have extra USB ports.

Total Fuel Systems EFI Control Module



75224 SOLD EACH

EFI Module for V2 Big Twin & TC-88. Use on stock to 89 HP Motorcycles from 1995 thru 2004.

75225 SOLD EACH

EFI Module for 90+ HP V2 & TC-88 Big Twin Motorcycles from 1995 thru 2004.

75226 SOLD EACH

EFI Module for V-Rod models from 2002 thru 2004.

These modules are the perfect answer for owners that are making basic aircleaner or exhaust pipe changes on fuel injected Harley models.

- ◆ Easy installation with great instructions
- ◆ Plugs into OEM connectors
- ◆ Simple and understandable adjustments
- ◆ Change-and-effect tuning to mimic carburetion tuning
- ◆ Real world driveability and performance improvement
- ◆ Waterproof construction
- ◆ Limited 2 year warranty

We realized that the CV carburetor is an engine-load sensing instrument that feeds fuel based on that load. The engine doesn't care what rpm or throttle position it has, it wants fuel based on its load. Now, comparing that to EFI, we know the factory fuel maps are very complex and generally very good when the motorcycle is stock, so by looking at the pulse width signal the factory sends to the injector, we can determine what load the engine is at. The same information that the carburetor got from the engine is available to us in the pulse width signal. Then, it was fairly simple to compile the pulse width signals into zones that equated to CV fuel adjustments (main jet, needle, slide speed and slow speed). We know these 4 simple adjustments will allow solutions for 80 to 90 percent of EFI tuning difficulties experienced by the customer.

- Inlet
- Exhaust

- Frames
- Accessories
- Kickstands

- Front Ends

- Gas Tanks
- Accessories

- Dash
- Instruments

- Oil Tanks
- Accessories

- Fenders

- Engine
- Accessories

- Clutch
- Transmission
- Drive Line

- Handlebar
- Controls

- Brakes

- Forward Controls
- Footpegs
- Accessories

- Hubs
- Axles
- Wheels
- Accessories

- Lighting
- License Plate Mounts
- Accessories

- Electrical
- Accessories

- Miscellaneous

TC88 External Plug in Ignition Module



Wide timing advance adjustment range accommodates stock to highly modified engines. Digitally set RPM limit in 100 RPM steps. Selectable multi-spark mode for quick starting and smooth cruising with coil outputs protected against short circuits. Optional PC link cable and software for programming custom advance curve. Billet aluminum housing with black anodized finish, easy plug-in installation and supports all sensors including theft / security module.

75167 SOLD EACH

Fits TC88 carbureted models from 1999 thru 2003. Plug in ignition for carbureted TC88 models.

Accessories

75168 SOLD EACH

PC link interface cable for TC88 plug in ignition, allows you to upload custom advance curves.

75169 SOLD EACH

TC88 12V power adapter for bench top programming of Daytona TC88 plug in ignition system with TC88-C PC link interface cable PT# 75168. American use with 120V AC only.

75170 SOLD AS SET

Universal spark plug wire set, 7.0mm black silicon with 500 ohm / ft spiral core. Fits TC88 applications with 90 degree spark plug boots and straight coil boots.

TC88A External Plug in Ignition Module



Wide timing advance adjustment range accommodates stock to highly modified engines. Digitally set RPM limit in 100 RPM steps from 3,000 to 9,900 RPM. Full support for J1850 data bus used for communications with turn signal / security module (TSM / TSSM). Compatible with aftermarket tachometers, build-in data logging (stores last 30mins of engine operation). Extensive diagnostics compatible with HD scan tool. Optional PC link cable and software for programming custom advance curve. Billet aluminum housing with black anodized finish, easy plug-in installation.

External Ignition Module for Evo Big Twin & Sportster Models



Billet aluminum housing with black anodized finish and easy plug-in installation. Two advance curve families with adjustable advance slope accommodates stock to highly modified engines. Digitally set RPM limit in 100 RPM steps. Selectable single or dual fire mode, selectable multi-spark mode for quick starting and smooth cruising with coil outputs protected against short circuits. Optional PC Link cable and software for programming custom advance curve.

75173 SOLD EACH

Fits Sportster models from 1990 thru 1993 and Evo Big Twin models from 1990 thru 1994.

Model 1006 external ignition, plug in module with 7 pin Cannon plug.

75174 SOLD EACH

Fits Sportster models from 1994 thru 1997 and Evo Big Twin models from 1995 thru 1998.

Model 1007 external ignition, plug in module with 8 pin Deutsch plug.

Accessories

75175 SOLD EACH

PC link interface cable for ignition models 1005, 1005S, 1006 and 1007. Allows you to upload custom advance curves.

75176 SOLD EACH

Evo series 12V power adapter for bench top programming of ignition models 1005, 1005S, 1006 and 1007 with PC link interface cable PT# 75175. American use with 120V AC only.

75177 SOLD AS KIT

Ignition power relay kit recommended with ignition models 1005-1007 when converting high compression and large displacement engines to single fire mode.

75222 SOLD EACH

Fits TC88 and Sportster carbureted models from 2003 thru 2006 using 12 pin connector ignition module. Plug in ignition for carbureted TC88 models.

75223 SOLD AS KIT

Fits TC88 and Sportster carbureted models from 2003 thru 2004 using 12 pin connector ignition module. Includes TC88A plug in ignition, PC link cable, high output TC88 ignition coil and wire set.

- Inlet
- Exhaust

- Frames
- Accessories
- Kickstands

- Front Ends

- Gas Tanks
- Accessories

- Dash
- Instruments

- Oil Tanks
- Accessories

- Fenders

- Engine
- Accessories

- Clutch
- Transmission
- Drive Line

- Handlebar
- Controls

- Brakes

- Forward Controls
- Footpegs
- Accessories

- Hubs
- Axles
- Wheels
- Accessories

- Lighting
- License Plate Mounts
- Accessories

- Electrical
- Accessories

- Miscellaneous

PC Link Interface Cable



75175 SOLD EACH
PC link interface cable for ignition models 1005, 1005S, 1006 and 1007. Allows you to upload custom advance curves.

PC Link Interface Cable



75168 SOLD EACH
PC link interface cable for TC88 plug in ignition, allows you to upload custom advance curves.

Twin Cam Stand Alone Ignition



19058 SOLD AS KIT
Want to run a Twin Cam motor in your custom bike? With Thunder Heart's new Twin Cam Stand-Alone Ignition, you can.

Evo Series 12V Power Adapter



75176 SOLD EACH
Evo series 12V power adapter for bench top programming of ignition models 1005, 1005S, 1006 and 1007 with PC link interface cable PT# 75175. American use with 120V AC only.

12V Power Adapter



75169 SOLD EACH
TC88 12V power adapter for bench top programming of Daytona TC88 plug in ignition system with TC88-C PC link interface cable PT# 75168. American use with 120V AC only.

This Twin Cam Stand-Alone Ignition is designed for use in custom bike applications where a Twin Cam motor and crank sensor is going to be used. It consolidates all ignition components into a small, easy-to-mount package. Wiring the ignition system is a snap, because the builder doesn't need a factory Harley wiring harness!

The included Smart Link software allows the user to fully program the front and rear spark timing and rev limit with a laptop computer.

Features :

- ◆ Simplifies the installation of a twin cam motor into a custom bike.
- ◆ No factory Harley harness is required.
- ◆ Complete ignition system: module, coil, and wires!
- ◆ Consolidates all ignition functions into a compact, easy-to-mount package.
- ◆ Integrated high-output single fire operation.
- ◆ Fully programmable spark timing and rev-limit via the included Smart Link software.
- ◆ Real-time diagnostic features aid in trouble shooting and tuning.
- ◆ Utilizes the factory crank trigger for improved starting and performance.
- ◆ Rugged billet aluminum housing is weather and vibration-proof.

Kit includes : module, coil, wires, software, communication cable, and comprehensive instructions.

Ignition Power Relay Kit



75177 SOLD AS KIT
Ignition power relay kit recommended with ignition models 1005-1007 when converting high compression and large displacement engines to single fire mode.

Universal Spark Plug Wire Set



75170 SOLD AS SET
Universal spark plug wire set, 7.0mm black silicon with 500 ohm / ft spiral core. Fits TC88 applications with 90 degree spark plug boots and straight coil boots.

• Inlet
• Exhaust

• Frames
• Accessories
• Kickstands

• Front Ends

• Gas Tanks
• Accessories

• Dash
• Instruments

• Oil Tanks
• Accessories

• Fenders

• Engine
• Accessories

• Clutch
• Transmission
• Drive Line

• Handlebar
• Controls

• Brakes

• Forward Controls
• Footpegs
• Accessories

• Hubs
• Axles
• Wheels
• Accessories

• Lighting
• License Plate Mounts
• Accessories

• Electrical
• Accessories

• Miscellaneous



- Inlet
- Exhaust

Blue Streak Ignition Wires

- Frames
- Accessories
- Kickstands

- Front Ends

- Gas Tanks
- Accessories

- Dash
- Instruments

- Oil Tanks
- Accessories

- Fenders

- Engine
- Accessories

- Clutch
- Transmission
- Drive Line

- Handlebar
- Controls

- Brakes

- Forward Controls
- Footpegs
- Accessories

- Hubs
- Axles
- Wheels
- Accessories

- Lighting
- License Plate Mounts
- Accessories

- Electrical
- Accessories

- Miscellaneous



74010 SOLD AS SET
Replaces 32093-98
Fits FLH models from 1980 thru 1984, Softail models from 1985 thru 1999 and FXD models from 1991 thru 1998.

74011 SOLD AS SET
Replaces 32091-98
Fits FLT, FLHT & FLHR Evo 1340 models from 1985 thru 1996 and FLHS models from 1982 thru 1993.

74012 SOLD AS SET
Replaces 32090-98
Fits FXR models from 1982 thru 1999.

74013 SOLD AS SET
Replaces 32092-98
Fits XL models (except XL1200S) from 1986 thru 2002.

74014 SOLD AS SET
Replaces 32094-98
Fits FLHT, FLHCT, FLHTCU & FLHR models from 1997 thru 1998.

74015 SOLD AS SET
Replaces 31932-99
Fits FLHT & FLT models from 1999 thru 2002.

74016 SOLD AS SET
Replaces 31930-99
Fits Dyna models from 1999 thru 2002.

74017 SOLD AS SET
Replaces 32054-98
Fits XL 1200S 4 plug models from 1998 thru 2002.

74018 SOLD AS SET
Replaces 32358-00A
Fits Softail models from 2000 thru 2002.

Blue Streak's, ready to install custom fit 8mm Triple Silicone wire sets can be used with stock coils or when upgrading to a performance coil. These spark plug wire sets meet or exceed all of the factory's requirements. Our special "XXX", triple silicon, wire features a quality construction of silicone throughout the jacket, insulation and core. This assures high temperature resistance and high durability. Our wire sets also offer maximum RFI suppression, and feature high dielectric strength silicone boots, OEM style terminals that lock onto the spark plug and much more.

Blue Streak Universal Ignition Wires



74023 SOLD AS SET
Replaces 32095-98
Fits all models except XL 1200S from 1999 & later and Twin Cam 88's from 1999 & later.

74019 SOLD AS SET
Universal 4 plug kit for dual coils.

Blue streak's universal kits come complete with easy to install brass locking terminals and easy to follow instructions.

Copper Core Ignition Wires



74020 SOLD AS SET
Fits XL & XLCH models with magnetos from 1958 thru 1969.

74021 SOLD AS SET
Fits XLH & XLCH models from 1979 to early 1978.

74022 SOLD AS SET
Fits FL & FLH models from 1965 to early 1978, FX & FXE models from 1971 to early 1978.

For older points style applications we offer a 'Copper Core' wire for special improved electrical conductivity and mechanical strength. These 'Copper Core', non-resistive sets should be used with only point-style ignition. All of our ready to install top of the line wire sets are made in the USA.

Mini Ignition Coil for Evo Single Fire Applications



- ◆ Miniature coil intended for custom motorcycles where space is at a premium and single fire is required for maximum performance.
- ◆ Same dimension and electrical characteristics as Nology Profire™ PFC-30-S coil at a substantial cost saving
- ◆ 3 ohm primary is compatible with Twin Tec Models 1005 - 1007 and most aftermarket single fire ignitions including Compufire, Crane HI-4, and Dyna 2000. Not compatible with older Dyna S series.
- ◆ Kit includes universal spark plug wire set with choice of 90 and 135 degree spark plug boots and all required electrical terminals.
- ◆ Overall dimensions : 2.4" x 2.3" x 1.6" (not including terminals and tower).
- ◆ Weight : 7 oz

75228 SOLD AS KIT

3 Ohm Mini Coil Kit compatible with Twin Tec Models 1005-1007 and most aftermarket single fire ignitions. Kit includes two coils, universal wire set and parts bag with terminals.

75229 SOLD EACH

3 Ohm Mini Coil compatible with Twin Tec Models 1005-1007 and most aftermarket single fire ignitions. Includes part bag with terminals (Note : two coils required).

Moroso Blue Max Ignition Wire Sets



The superiority of Blue Max 8mm, 800 ohm Spiral Core Wire comes from over 25 years of continual refinement. The combination of our engineers' expertise and a rigorous testing program gives you the finest ignition wire available for your bike.

74027 SOLD AS SET

Black lead wire set, Powersports, **90 degree terminal connector.**

74028 SOLD AS SET

Red lead wire set, Powersports, **90 degree terminal connector.**

74029 SOLD AS SET

Yellow lead wire set, Powersports, **90 degree terminal connector.**

74030 SOLD AS SET

Black lead wire set, Powersports, **Straight terminal connector.**

Blue Streak Ignition Coils



75136 SOLD EACH

Fits all Big Twin models from 1965 to 1979. **4.6 Ohms for Points Ignition.**

75137 SOLD EACH

Fits all Big Twin models from 1980 & later excluding FLHTCU-I, all Twin Cam & XL 1200S models. **2.7 Ohms for Electronic Ignition.**

Blue Streak Ignition Products, long considered "The Standard", have designed a "Super Fast" Ignition Coil that features a quick rinse time for easier starts. This coil is a stand alone product that will enhance the performance of the motorcycle's ignition system. These coils also have high RPM range for use with street and race applications, more spark energy than the OEM coil under full load, 45,000+ volts for maximum performance, fully encapsulated for long life, vibration resistant, rapid heat dissipation, smaller and lighter than stock but fits into stock mounting bracket, compatible with stock and aftermarket ignitions.

74031 SOLD AS SET

Red lead wire set, Powersports, **Straight terminal connector.**

74032 SOLD AS SET

Yellow lead wire set, Powersports, **Straight terminal connector.**

Wire Sleeve Kits

74024 SOLD AS KIT
Black insulated wire sleeve kit.

74025 SOLD AS KIT
Red insulated wire sleeve kit.

74026 SOLD AS KIT
Yellow insulated wire sleeve kit.

- Inlet
- Exhaust

- Frames
- Accessories
- Kickstands

- Front Ends

- Gas Tanks
- Accessories

- Dash
- Instruments

- Oil Tanks
- Accessories

- Fenders

- Engine
- Accessories

- Clutch
- Transmission
- Drive Line

- Handlebar
- Controls

- Brakes

- Forward Controls
- Footpegs
- Accessories

- Hubs
- Axles
- Wheels
- Accessories

- Lighting
- License Plate Mounts
- Accessories

- Electrical
- Accessories

- Miscellaneous

- Inlet
- Exhaust

Stock Type Replacement Ignition Coils



75104 SOLD EACH

Replaces 31609-65A
Fits all Big Twin & Sportster models 1965 to 1979 with points or Prestolite electronic ignition. **Black finish** stock type replacement ignition coil.

75107 SOLD EACH

Replaces 31609-65A
Fits all Big Twin & Sportster models 1965 to 1979 with points or Prestolite electronic ignition. **Chrome finish** stock type replacement ignition coil.

75105 SOLD EACH

Replaces 31609-80
Fits Sportster models 1980 to 1984 with either V-Fire I or V-Fire II electronic ignition and Shovelhead models 1980 to 1984 with V-Fire I electronic ignition. **Black finish** stock type replacement ignition coil.

75108 SOLD EACH

Replaces 31609-80
Fits Sportster models 1980 to 1984 with either V-Fire I or V-Fire II electronic ignition and Shovelhead models 1980 to 1984 with V-Fire I electronic ignition. **Chrome finish** stock type replacement ignition coil.

75106 SOLD EACH

Replaces 31614-83
Fits Sportster models 1985 to Present and Big Twins late 1984 to 1999 with V-Fire III electronic ignition. **Black finish** stock type replacement ignition coil.

75109 SOLD EACH

Replaces 31614-83
Fits Sportster models 1985 to Present and Big Twins late 1984 to 1999 with V-Fire III electronic ignition. **Chrome finish** stock type replacement ignition coil.

All these coils have the exact electrical specifications as the OEM parts they are designed to replace but they all have the physical appearance of the late model electronic ignition coil.

Stock Type Replacement Twin Cam Ignition Coil



75118 SOLD EACH

Replaces 31655-99
Fits all Twin Cam models from 1999 to present.

Black finish dual spark stock type replacement ignition coil. These coils have the same electrical specifications as the OEM parts they are designed to replace. They have a primary resistance of only 0.7 Ohms, perfect for stock or aftermarket Twin Cam ignition systems.

Note : These coils cannot be use with conventional electronic ignitions or points. They will seriously damage your ignition system.

High Performance Single Fire Ignition Coil



75103 SOLD EACH

Fits 1970 to 1984 Shovelhead models, 1971 to Present Sportsters and 1984 to 1999 Evolution Big Twins.

Black finish, single fire, high performance 12 volt ignition coil. Mounts in the stock location and will fit under most coil covers. Coil has an output of 45,000 volts and will work with most aftermarket single fire ignitions that require a 2-3 ohm primary resistance.

- Frames
- Accessories
- Kickstands

- Front Ends

- Gas Tanks
- Accessories

- Dash
- Instruments

- Oil Tanks
- Accessories

- Fenders

- Engine
- Accessories

- Clutch
- Transmission
- Drive Line

- Handlebar
- Controls

- Brakes

- Forward Controls
- Footpegs
- Accessories

- Hubs
- Axles
- Wheels
- Accessories

- Lighting
- License Plate Mounts
- Accessories

- Electrical
- Accessories

- Miscellaneous

Chrome Plated Thunderbolt Coils



74008 SOLD AS KIT

Fits all models from 1947 to Present & custom applications.

Chrome plated 12 volt ignition coil with black spark plug leads. Coil mounting bracket not included and must be ordered separately.

Improved version to the classic round style coils. Internal windings are 100% immersed in a genuine oil filled jacket which cannot become brittle or crack like in cheaper versions. Replaces the OEM coil and produces a 10% higher output than the stock coil.

74009 SOLD EACH

Nicely chromed ignition coil mounting bracket for round ignition coils on all models.

Champion Copper Plus Spark Plugs

Features include a wider base insulator which provides an easier path to speed the transfer of heat, and a longer insulator nose containing a center electrode of pure copper inside of chrome nickel to transfer heat between firing and help resist fouling.



PT#	Description	QTY	Champion#	OEM#
74040	All 900cc Sportster models from 1957 thru 1971	4	H8C	4
74040	All 1000cc Sportster models from 1972 thru 1978	4	H8C	4
74039	All 1000cc Sportster models from 1979 thru 1985	4	RL82YC	4R5
74043	All 1200cc Big Twin models from 1948 thru 1974	4	J12YC	3-4
74034	All 1200cc Shovelhead models from 1975 to early 1978	4	RN12YC	5R6A
74034	All 1200cc Shovelhead models from late 1978 thru 1980	4	RN12YC	5R6A
74034	All 1340cc Shovelhead models from 1980 thru 1981	4	RN12YC	5R6A
74035	All 1340cc Shovelhead models from 1982 thru 1984	6	RN13LYC	5RL
74033	All 883cc Evolution models from 1986 thru 2003	4	RA8HC	6R12
74033	All 1100cc Evolution models from 1986 thru 1987	4	RA8HC	6R12
74033	All 1200cc Evolution models from 1986 thru 2003	4	RA8HC	6R12
74034	All 1340cc Evolution models from 1984 to present	4	RN12YC	5R6A
74033	All 1200cc Buell models from 1988 thru 2003	4	RA8HC	6R12
74033	All 1450cc Twin Cam 88 models from 1999 to present	4	RA8HC	6R12
74037	All 1130cc liquid cooled V-Rod models from 2002 to present	4	RA4HC	10R12A

Champion Power Sport Spark Plugs

Packaged for convenient over-the-counter consumer sales, features include a wider base insulator which provides an easier path to speed the transfer of heat, and a longer insulator nose containing a center electrode of pure copper inside of chrome nickel to transfer heat between firing and help resist fouling.



PT#	Description	QTY	Champion#	OEM#
74044	All 1200cc Shovelhead models from 1975 to early 1978	2	RN12YC	5R6A
74044	All 1200cc Shovelhead models from late 1978 thru 1980	2	RN12YC	5R6A
74044	All 1340cc Shovelhead models from 1980 thru 1981	2	RN12YC	5R6A
74047	All 883cc Evolution models from 1986 thru 2003	2	RA8HC	6R12
74047	All 1100cc Evolution models from 1986 thru 1987	2	RA8HC	6R12
74047	All 1200cc Evolution models from 1986 thru 2003	2	RA8HC	6R12
74044	All 1340cc Evolution models from 1984 to present	2	RN12YC	5R6A
74047	All 1200cc Buell models from 1988 thru 2003	2	RA8HC	6R12
74047	All 1450cc Twin Cam 88 models from 1999 to present	2	RA8HC	6R12
74046	All 1000cc Sportster models from 1979 thru 1985	2	RL82YC	4R5
74045	All 1130cc liquid cooled V-Rod models from 2002 to present	2	RA4HC	10R12A

- Inlet
- Exhaust

- Frames
- Accessories
- Kickstands

- Front Ends

- Gas Tanks
- Accessories

- Dash
- Instruments

- Oil Tanks
- Accessories

- Fenders

- Engine
- Accessories

- Clutch
- Transmission
- Drive Line

- Handlebar
- Controls

- Brakes

- Forward Controls
- Footpegs
- Accessories

- Hubs
- Axles
- Wheels
- Accessories


- Lighting
- License Plate Mounts
- Accessories

- Electrical
- Accessories

- Miscellaneous

- Inlet
- Exhaust


Heavy Duty Coil Bracket



75050 SOLD EACH
 Replaces 31728-78A
 Fits Big Twin models late 1978 to early 1982.

Nicely chromed heavy duty coil bracket for Big Twin models.

Sportster Two Piece Coil Bracket



75049 SOLD EACH
 Replaces 31723-71TA & 31727-72
 Fits XLH models 1965 to 1978 & XLCH models 1971 to 1978.

Nicely chromed two piece coil bracket for Sportsters.

Coil Mount Bracket



23134 SOLD EACH

Center post coil mount bracket for TC88 Kraft / Tech frame.

- Frames
- Accessories
- Kickstands


- Front Ends

- Gas Tanks
- Accessories

- Dash
- Instruments

- Oil Tanks
- Accessories

Billet Aluminum Coil Brackets



- Fenders

- Engine
- Accessories

- Clutch
- Transmission
- Drive Line

- Handlebar
- Controls

No holes

75232 SOLD EACH
 Fits all models with custom top motor mount (like KW PT# 15009).

Beautifully **chrome plated** billet aluminum coil bracket with machined highlights, accepts single and dual tower Dyna brand coils. **(style A)**

75238 SOLD EACH
 Fits all models with custom top motor mount (like KW PT# 15009).

Gloss black powered coated billet aluminum coil bracket with machined highlights, accepts single and dual tower Dyna brand coils. **(style D)**

With ignition switch hole

75230 SOLD EACH
 Fits all models with custom top motor mount (like KW PT# 15009) uses KW PT# 75004 or 75002 ignition key switch (not included).

Beautifully **chrome plated** billet aluminum coil bracket with machined highlights, accepts single and dual tower Dyna brand coils. **(style C)**

75236 SOLD EACH
 Fits all models with custom top motor mount (like KW PT# 15009) uses KW PT# 75004 or 75002 ignition key switch (not included).

Gloss black powered coated billet aluminum coil bracket with machined highlights, accepts single and dual tower Dyna brand coils. **(style F)**

With ignition switch & starter button hole

75231 SOLD EACH
 Fits all models with custom top motor mount (like KW PT# 15009) uses KW PT# 75004 or 75002 ignition key switch and a heavy duty starter button (not included).

Beautifully **chrome plated** billet aluminum coil bracket with machined highlights, accepts single and dual tower Dyna brand coils. **(style B)**

75237 SOLD EACH
 Fits all models with custom top motor mount (like KW PT# 15009) uses KW PT# 75004 or 75002 ignition key switch and a heavy duty starter button (not included).

Gloss black powered coated billet aluminum coil bracket with machined highlights, accepts single and dual tower Dyna brand coils. **(style E)**

- Brakes

- Forward Controls
- Footpegs
- Accessories

- Hubs
- Axles
- Wheels
- Accessories

- Lighting
- License Plate Mounts
- Accessories

- Electrical
- Accessories

- Miscellaneous

Antique Style Coil Cover



75055 SOLD EACH
Fits 4 speed FL & FX models 1965 to 1986.

Beautifully chromed antique style coil cover including a heavy duty mounting bracket.

Sportster Coil Cover



75053 SOLD EACH
Replaces 31611-83T
Fits Sportster models 1971 to 1981.

Beautifully chromed two piece coil cover for Sportster models, can also be used when the coil is mounted on the top motor mount / coil bracket between the cylinders on FL & FX models.

Regulator Bracket



75058 SOLD EACH
Replaces 74529-79T
Fits Rubber mounted Shovelhead & Evolution models except Dyna Glides.

Nicely chromed reproduction of the OEM regulator bracket, comes with two additional holes for custom applications.

Coil Cover



75052 SOLD EACH
Replaces 31606-65TA
Fits 4 speed Big Twin models 1965 to 1984 and Softail models 1984 to 1999.

Beautifully chrome plated plain coil cover.

75056 SOLD EACH
Fits Dyna Glide models 1991 to 1998.

Beautifully chrome plated plain coil cover.

FXR Coil Cover



75051 SOLD EACH
Replaces 31625-82T
Fits FXR & FXRS models 1982 to 1994.

Show chromed coil cover.

Late Big Twin Regulator Bracket



75061 SOLD EACH
Replaces 74533-75TB & 74534-80
Fits Big Twin models 1976 to 1986 including Softails.

Nicely chrome plated regulator bracket.

FXR-style Coil Cover



75110 SOLD EACH
Fits Big Twin models and custom applications with solid mounted motors.

Beautifully chrome plated aluminum teardrop FXR-style coil cover & mount. Will take Dyna style ignition switch.

Coil Cover



75054 SOLD EACH
Replaces 31610-83T
Fits 4 speed Big Twin models 1965 to 1984 and Softail models 1984 to 1999.

Beautifully chrome plated louvered coil cover.

Ignition Module Cover



75036 SOLD EACH
Replaces 66333-90
Fits Dyna Glide models 1991 to Present.

Beautifully chrome plated louvered ignition module cover, used to replace the black OEM part.

- Inlet
- Exhaust

- Frames
- Accessories
- Kickstands

- Front Ends

- Gas Tanks
- Accessories

- Dash
- Instruments

- Oil Tanks
- Accessories

- Fenders

- Engine
- Accessories

- Clutch
- Transmission
- Drive Line

- Handlebar
- Controls

- Brakes

- Forward Controls
- Footpegs
- Accessories

- Hubs
- Axles
- Wheels
- Accessories

- Lighting
- License Plate Mounts
- Accessories

- Electrical
- Accessories

- Miscellaneous

- Inlet
- Exhaust

Starter End Cover



- Frames
- Accessories
- Kickstands

- Front Ends

78007 SOLD EACH
Replaces 31565-67
Fits Sportster models 1967 to 1980 and Big Twin models 1965 to 1988.

Nicely chromed starter motor end cover for either Prestolite or Hitachi starter motors.

- Dash
- Instruments

- Oil Tanks
- Accessories

Starter Solenoid End Cover



78010 SOLD EACH
Replaces 31352-85T
Fits 4 speed models 1965 to 1984 & Softail models 1984 to 1988.

Beautifully chrome plated solenoid end cover only.

- Fenders

- Engine
- Accessories

- Clutch
- Transmission
- Drive Line

- Handlebar
- Controls

78011 SOLD EACH
Replaces 31444-65A & 31475-77

Rubber boot for solenoid end cover.

- Brakes

Chrome Solenoid Cover



50042 SOLD EACH
Replaces 31353-85T
Fits 4 speed models 1965 to 1986 and Softail models 1984 to 1988.

Nicely chromed and easily installed solenoid cover. Simply slide it over the stock solenoid and mount with the existing bolts to the primary case.

- Hubs
- Axles
- Wheels
- Accessories

- Lighting
- License Plate Mounts
- Accessories

- Electrical
- Accessories

- Miscellaneous

Starter Motor Cover



78008 SOLD EACH
Replaces 31507-87T
Fits starter motors on 5 speed models 1980 to 1988.

Show chromed starter motor cover.

Starter Oil Deflector Plate



78004 SOLD EACH
Replaces 60516-65A
Fits FL models 1965 to 1982, FXWG models 1980 to 1983, FX chain drive models 1971 to 1985 and FXST models 1984 to 1985.

Starter oil deflector plate.

Chrome Solenoid Cover for 5 speed Big Twin Models



50041 SOLD EACH
Replaces 31355-88T
Fits all models from 1980 to 1988 except Softails.

Beautifully chrome plated solenoid cover and hardware kit. It completely covers the starter solenoid and comes with chrome buttonhead screws, allen key and edge trim.

Killer Watts Starters



78032 SOLD EACH
Fits 1989 thru 1993 Big Twin models. Stock replacement **1.5kw Black Wrinkle finish starter**, for some extra kick, but still maintain the stock size of the original unit.

78033 SOLD EACH
Fits Big Twin models from 1994 to present. Stock replacement **1.5kw Black Wrinkle finish starter**, for some extra kick, but still maintain the stock size of the original unit.

Made to work on big displacement motors with 100% new components, each starter is individually tested to meet or exceed OEM specs. Double wound armature is insulated for high temperature applications. All armatures are high voltage tested, balanced, and come with quality bearings. Field coils are pure copper windings, include high temperature insulation and are high voltage tested.

Each unit includes a heavy duty clutch, precision gear reduction system that gives the torque necessary to start those big motors. Wiring lugs are mounted so that they won't interfere with custom oil tank applications.

Limited warranty - free of defects in materials and workmanship for 12 months from date of installation under normal use and service. Requires use of our Killer Watts 300 amp battery with good battery cables to be sure of maximum power output.



Killer Watts Starters



78026 SOLD EACH
Fits 1989 thru 1993 Big Twin models. Stock replacement **1.4kw chrome starter.**

78027 SOLD EACH
Fits 1994 to present Big Twin models. Stock replacement **1.4kw chrome starter.**

78028 SOLD EACH
Fits 1989 thru 1993 Big Twin models. **2.0kw chrome starter.**

78029 SOLD EACH
Fits 1994 to present Big Twin models. **2.0kw chrome starter.**

Made to work on big displacement motors with 100% new components, each starter is individually tested to meet or exceed OEM specs. Double wound armature is insulated for high temperature applications. All armatures are high voltage tested, balanced, and come with quality bearings. Field coils are pure copper windings, include high temperature insulation and are high voltage tested.

Each unit includes a heavy duty clutch, precision gear reduction system that gives the torque necessary to start those big motors. Wiring lugs are mounted so that they won't interfere with custom oil tank applications.

Limited warranty - free of defects in materials and workmanship for 12 months from date of installation under normal use and service. Requires use of our Killer Watts 300 amp battery with good battery cables to be sure of maximum power output.



Big Twin & Sportster Starter Motors



78022 SOLD EACH
Fits all Big Twin models from 1989 onwards, on 1989 thru 1993 models use Jack shaft bolt supplied. On 1994 onwards models use the OE Jack shaft bolt.

Triple plated show chrome Big Twin starter motor with custom machined **billet mounting block & billet solenoid cover.**

78020 SOLD EACH
Fits all Big Twin models from 1989 onwards, on 1989 thru 1993 models use Jack shaft bolt supplied. On 1994 onwards models use the OE Jack shaft bolt.

Triple plated show chrome Big Twin starter motor, comes with **cast mounting block & stamped steel solenoid cover.**

78021 SOLD EACH
Fits all Big Twin models from 1989 onwards, on 1989 thru 1993 models use Jack shaft bolt supplied. On 1994 onwards models use the OE Jack shaft bolt.

Big Twin starter motor with **High gloss heat dispersant black coating**, comes with **cast mounting block & stamped steel solenoid cover.**

78025 SOLD EACH
Fits all Sportster models from 1981 onwards.

High gloss heat dispersant black coating Sportster starter motor, comes with custom machined **billet mounting block & billet solenoid cover.**

Powermaster starters are able to start most large CI engines (starter comes with dyno test results). They offer over 40% more torque than OE starters and have the most efficient amperage draw of all starters on the market and will give trouble free hot or cold operation. Powermaster starters have a 24 KT gold plated battery stud for better electrical connection and corrosion resistance, side mounted solenoid connection for ease of installation.



- Inlet
- Exhaust

- Frames
- Accessories
- Kickstands

- Front Ends

- Gas Tanks
- Accessories

- Dash
- Instruments

- Oil Tanks
- Accessories

- Fenders

- Engine
- Accessories

- Clutch
- Transmission
- Drive Line

- Handlebar
- Controls

- Brakes

- Forward Controls
- Footpegs
- Accessories

- Hubs
- Axles
- Wheels
- Accessories

- Lighting
- License Plate Mounts
- Accessories

- Electrical
- Accessories

- Miscellaneous

- Inlet
- Exhaust

Starter Solenoid



75130 SOLD EACH
 Replaces 71469-65, 71469-65A, 71469-65B, 71469-69
 Fits FLH, FXE, XL, XLH models from 1965 thru 1981. **chrome plated finish - 12V, 3 terminal.**

75129 SOLD EACH
 Replaces 71469-65, 71469-65A, 71469-65B, 71469-69
 Fits FLH, FXE, XL, XLH models from 1965 thru 1981. **Bright Zinc finish - 12V, 3 terminal.**

Starter Repair Kit



75132 SOLD AS KIT
 Fits 1967 thru 1980 XL models, 1980 thru 1983 FLT & FXR models, late 1966 thru 1982 FL models (except 82 Classic), late 1966 thru 1973 GE (Servicar).

Repair kit for MGL, MJL, MKO & MKW Prestolite starter motors.

Starter Shaft



78005 SOLD EACH
 Replaces 31482-70
 Fits FL chain drive models 1970 to 1982, FL belt drive models 1979 to 1981, 4 speed chain drive FX models 1971 to 1984 and FXWG models 1980 to 1983.

High quality replacement starter shaft.

Starter Solenoid



75131 SOLD EACH
 Replaces 71463-73 & 71463-73A
 Fits FL & FX models from 1973 thru 1979, Sportster models from 1974 thru 1979 all models from 1980 & later that are using the round plastic terminal style relay. **Black finish - 12V, 4 terminal.**

Starter Solenoid Repair Kit



75126 SOLD AS KIT
 Replaces 31604-91
 Fits Big Twin models from 1991 thru 2003

Starter solenoid repair kit includes plunger, contacts, posts, gaskets, insulators and all necessary components to rebuild starter solenoids on 1.4kw Nippondenso OSGR and others.

Starter Drive Assembly



75124 SOLD EACH
 Replaces 31567-81
 Fits Sportster models from 1981 thru 1990.

Starter Solenoid



75127 SOLD EACH
 Replaces 31489-79, 31489-79A, 31489-79B, 31511-90T & 31526-81B
 Fits all 5 speed models from 1980 thru 1996. **Gold Zinc finish - 12V, 3 terminal.**

75128 SOLD EACH
 Replaces 31489-79, 31489-79A, 31489-79B, 31511-90T & 31526-81B
 Fits all 5 speed models from 1980 thru 1996. **Chrome finish - 12V, 3 terminal.**

Starter Drive



75123 SOLD EACH
 Replaces 31443-65 & 31443-65A
 Fits all Big Twin models with electric start from 1965 thru 1988.

Plain Accutate HD 5 Roller Cap.

Starter Drive Assembly



75125 SOLD EACH
 Replaces 31663-90
 Fits Big Twin models from 1991 thru 2002.

- Frames
- Accessories
- Kickstands

- Front Ends

- Gas Tanks
- Accessories

- Dash
- Instruments

- Oil Tanks
- Accessories

- Fenders

- Engine
- Accessories

- Clutch
- Transmission
- Drive Line

- Handlebar
- Controls

- Brakes

- Forward Controls
- Footpegs
- Accessories

- Hubs
- Axles
- Wheels
- Accessories

- Lighting
- License Plate Mounts
- Accessories

- Electrical
- Accessories

- Miscellaneous

Starter Motor Housings



78001 SOLD EACH
Replaces 31465-65
Fits 4 speed Big Twin models 1965 to early 1979 with Prestolite starter motor. Needle bearing not included.

78002 SOLD EACH
Replaces 31572-73
Fits 4 speed Big Twin models 1973 to early 1979 with Hitachi starter motor. Needle bearing not included.

Faithful reproductions of the OEM starter motor housing on 4 speed Big Twin models.

Extended Starter Jack Shaft Bolt



78014 SOLD EACH
25mm extended starter jack shaft bolt.

78018 SOLD EACH
45mm extended starter jack shaft bolt.

Starter Jackshaft kits



75069 SOLD AS KIT
Fits 1989 to 1993 Big Twin models.
Starter Jackshaft kit with 9 tooth gear.

75070 SOLD AS KIT
Fits 1994 to Present Big Twin models.
Starter Jackshaft kit with 10 tooth gear.

These complete starter motor jackshaft assemblies include starter shaft, shaft extension, couplings and all components for complete starter motor installation.

Starter Gear Lever



78003 SOLD EACH
Replaces 31445-65A
Fits Big Twin models 1965 to 1986 & Sportster models 1967 to 1980.

Reproduction of the OEM starter gear lever for electric starter models.

75098 SOLD EACH
Replaces 31302-84
Fits late 1984 to 1986 FX, FXR and Softail models.

Perfect reproduction of the Original Equipment starter gear lever for electric start models.

Extended Starter Jack Shaft Spacer



78013 SOLD EACH
12mm extended starter jack shaft spacer.

Starter Coupler



78015 SOLD EACH
25mm extended splined starter coupler.

78019 SOLD EACH
45mm extended splined starter coupler.

Extended Starter Jack Shaft Inner Spacer



78016 SOLD EACH
25mm extended starter jack shaft inner spacer.

78017 SOLD EACH
45mm extended starter jack shaft inner spacer.

- Inlet
- Exhaust

- Frames
- Accessories
- Kickstands

- Front Ends

- Gas Tanks
- Accessories

- Dash
- Instruments

- Oil Tanks
- Accessories

- Fenders

- Engine
- Accessories

- Clutch
- Transmission
- Drive Line

- Handlebar
- Controls

- Brakes

- Forward Controls
- Footpegs
- Accessories

- Hubs
- Axles
- Wheels
- Accessories

- Lighting
- License Plate Mounts
- Accessories

- Electrical
- Accessories

- Miscellaneous

- Inlet
- Exhaust

Big Twin & Sportster Stators 38 Amp Stator

- Frames
- Accessories
- Kickstands



75090 SOLD EACH
 Replaces 29965-70
 Fits Big Twin models 1970 to 1975.
 Unmolded 15 amp stator with 4 pin plug
(Style B).

- Front Ends



75120 SOLD EACH
 Replaces 30017-01
 Fits all Softail models from 2001 to
 present.

Unmolded 38 amp stator with 4 pin
 female plug.

- Gas Tanks
- Accessories

- Dash
- Instruments

- Oil Tanks
- Accessories

- Fenders

75091 SOLD EACH
 Replaces 29965-75
 Fits Big Twin models 1976 to 1980.
 Unmolded 17.8 amp stator with 2 pin plug
(Style C).

75092 SOLD EACH
 Replaces 29965-81
 Fits Big Twin models 1981 to 1988.
 Unmolded 22 amp stator with 2 pin
 female plug **(Style D).**

- Engine
- Accessories

- Clutch
- Transmission
- Drive Line

75093 SOLD EACH
 Replaces 29970-88
 Fits Dyna models 1990 to 1998, Softail
 models 1989 to 1998, FLT models without
 fuel injection from 1989 to 1998. Will
 also fit earlier models with 32 amp
 alternators.
 Unmolded 32 amp stator with 2 pin
 female plug **(Style D).**

- Handlebar
- Controls

75094 SOLD EACH
 Replaces 29967-84A
 Fits Sportster models late 1984 to
 1990.
 Unmolded 19 amp stator with plug
(Style A).

- Brakes

75095 SOLD EACH
 Replaces 29967-89
 Fits Sportster models 1991 to Present.
 Unmolded 22 amp stator with plug
(Style A).

- Forward Controls
- Footpegs
- Accessories

- Hubs
- Axles
- Wheels
- Accessories

- Lighting
- License Plate Mounts
- Accessories

- Electrical
- Accessories

- Miscellaneous

Alternator Plug Retainer



75096 SOLD EACH
 Replaces 29954-71
 Fits Big Twin models 1971 to Present.

Plastic alternator plug retainer.

12 Volt Armatures



75078 SOLD EACH
 Replaces 30851-65TA
 Fits Big Twin models 1965 to 1981.


12 Volt armature for 2 brush generators.

12 Volt Field Coils



75079 SOLD EACH
 Replaces 30201-65
 Fits Big Twin models 1965 to 1981.

12 Volt 65 amp generator field coils.
 Featuring heavy duty warp free iron
 laminates, heavy gauge heat resistant
 copper core wiring and come wrapped
 in cloth insulation.



12 Volt Generators



75074 SOLD EACH

Replaces 29975-65TA
Fits all Sportster models from 1965 to 1981 and Big Twin models 1965 to 1969 with 12 volt generators.

Black finish 12 volt generator.

75076 SOLD EACH

Fits all Sportster models from 1965 to 1981 and Big Twin models 1965 to 1969 with 12 volt generators.

Black finish 12 volt generator with built in finned regulator.

75075 SOLD EACH

Replaces 29976-83T
Fits all Sportster models from 1965 to 1981 and Big Twin models 1965 to 1969 with 12 volt generators.

Chrome plated 12 volt generator.

75077 SOLD EACH

Fits all Sportster models from 1965 to 1981 and Big Twin models 1965 to 1969 with 12 volt generators.

Chrome plated 12 volt generator with built in finned regulator.

Generator End Cover



75080 SOLD EACH

Replaces 31081-83T
Fits all Sportster models 1957 to 1981 and Big Twin models 1958 to 1969.

Nicely chromed heavy duty generator end cover.

Alternator Kits for Big Twins



75086 SOLD AS KIT

Fits Big Twin models 1970 to 1999.

Heavy Duty Charging system kit for 32 amp charging system. Features upgraded stator rotor with reinforced spline area. Enclosed magnets cannot come loose to damage stator. Kit includes chrome regulator, stator rotor and stator.

75087 SOLD AS KIT

Fits Big Twin models 1970 to 1999.

32 amp alternator kit. Includes late OEM style rotor, chrome plated solid state voltage regulator, stator and mounting hardware.

75088 SOLD EACH

Replaces 29961-85
Fits Big Twin models 1970 to 1999.

Small rotor spacer.

75089 SOLD EACH

Replaces 29960-85
Fits Big Twin models 1970 to 1999.

Large rotor spacer.

Generator Cover



75059 SOLD EACH

Replaces 31080-83T
Fits Big Twin models 1958 to 1969 & Sportster models 1957 to 1981 with two brush generator.

Nicely chromed wrap around generator cover.

- Inlet
- Exhaust

- Frames
- Accessories
- Kickstands

- Front Ends

- Gas Tanks
- Accessories

- Dash
- Instruments

- Oil Tanks
- Accessories

- Fenders

- Engine
- Accessories

- Clutch
- Transmission
- Drive Line

- Handlebar
- Controls

- Brakes

- Forward Controls
- Footpegs
- Accessories

- Hubs
- Axles
- Wheels
- Accessories

- Lighting
- License Plate Mounts
- Accessories

- Electrical
- Accessories

- Miscellaneous

- Inlet
- Exhaust

Generator End Covers with Regulators

- Frames
- Accessories
- Kickstands



- Front Ends

- Gas Tanks
- Accessories

- Dash
- Instruments

- Oil Tanks
- Accessories

75081 SOLD EACH
Fits custom applications.

12 volt regulator with chrome plated stock style generator end cover.

- Fenders

75082 SOLD EACH
Fits custom applications.

12 volt regulator with black finned generator end cover.

- Engine
- Accessories

75083 SOLD EACH
Fits custom applications.

12 volt regulator with chrome finned generator end cover.

- Handlebar
- Controls

38 Amp Stator Rotor

- Brakes



- Forward Controls
- Footpegs
- Accessories

- Hubs
- Axles
- Wheels
- Accessories

- Lighting
- License Plate Mounts
- Accessories

75117 SOLD EACH

Replaces 29981-95
Fits FLT, FLHT & Road King models from 1995 thru 2004.

38 amp stator rotor.

- Miscellaneous

Heavy Duty 22-32 Amp Stator Rotors



75084 SOLD EACH
Replaces 29957-81B & 29957-85A
Fits Big Twin late 1981 to 1999.

Heavy duty rotor 0.470" thick in the spline area, designed to stop the center tearing out. Comes with enclosed magnets to prevent them coming loose and damaging the stator. Can be used on 22 amp or 32 amp charging systems.

75085 SOLD EACH
Replaces 29957-81B & 29957-85A
Fits Big Twin late 1981 to 1999.

Late stock type OEM rotor 0.195" thick in the spline area for 22 or 32 amp charging system. Comes with enclosed magnets and two spacer washers PT#75088 & 75089 (29961-85 & 29960-85) to prevent them coming loose and damaging the stator.

Alternator Rotor Spacer Washer



39061 SOLD EACH
Replaces 29960-99
Fits 1991 to present Big Twin models.

Small alternator rotor spacer washer.

Stator Installation kit



75097 SOLD AS KIT
Replaces 29954-71A & 29988-73
Fits all Big Twins 1970 to Present.

This stator installation kit contains all the small and sometimes hard to find parts such as the alternator plug retainer, stator locking plates and mounting screws.

Voltage Regulator Chrome hardware Kit



05009 SOLD AS KIT
Fits 2000 onwards Softail models.

voltage regulator hardware kit.

Sportster Voltage Regulator 1977 - 1981



75178 SOLD EACH
Replaces 74504-78
Fits XL models from 1978 thru 1981 and XLH, XLS and XLCR models from 1977 thru 1978.

Black finish, for 12V generator. Solid state, current limiting with 5" lead length and a ceramic hybrid construction.

75179 SOLD EACH
Replaces 74504-78
Fits XL models from 1978 thru 1981 and XLH, XLS and XLCR models from 1977 thru 1978.

Chrome finish, for 12V generator. Solid state, current limiting with 5" lead length and a ceramic hybrid construction.

Sportster Voltage Regulator Rectifier 1991



75208 SOLD EACH
Replaces 74523-91
Fits XL Sportster models with alternators from 1991 & later.

Black finish, for 12V / 32A alternator. Solid state with 12" lead length and a ceramic hybrid construction.

75209 SOLD EACH
Replaces 74523-91
Fits XL Sportster models with alternators from 1991 & later.

Chrome finish, for 12V / 32A alternator. Solid state with 12" lead length and a ceramic hybrid construction.

Sportster Voltage Regulator 1982 - 1984



75180 SOLD EACH
Replaces 74504-82
Fits XL, XLS and XLX models from 1982 thru 1984.

Black finish, for 12V generator. Solid state, current limiting with 4" lead length and a ceramic hybrid construction.

75181 SOLD EACH
Replaces 74504-82
Fits XL, XLS and XLX models from 1982 thru 1984.

Chrome finish, for 12V generator. Solid state, current limiting with 4" lead length and a ceramic hybrid construction.

Sportster Voltage Regulator Rectifier 1992 - 1993



75210 SOLD EACH
Replaces 74523-92
Fits XL models with alternators from 1992 thru 1993.

Black finish, for 12V / 32A alternator. Solid state with 12" lead length and a ceramic hybrid construction.

75211 SOLD EACH
Replaces 74523-92
Fits XL models with alternators from 1992 thru 1993.

Chrome finish, for 12V / 32A alternator. Solid state with 12" lead length and a ceramic hybrid construction.

Sportster Voltage Regulator Rectifier 1984 - 1999



75206 SOLD EACH
Replaces 74523-84A
Fits XL, XLS Sportster models with alternators from 1984 thru 1990.

Black finish, for 12V / 19A alternator. Solid state with 38" lead length and a ceramic hybrid construction.

75207 SOLD EACH
Replaces 74523-84A
Fits XL, XLS Sportster models with alternators from 1984 thru 1990.

Chrome finish, for 12V / 19A alternator. Solid state with 38" lead length and a ceramic hybrid construction.

75204 SOLD EACH
Replaces 74523-84
Fits Sportster models with alternators from 1984 thru 1985.

Black finish, for 12V / 32A alternator. Solid state with 51" lead length and a ceramic hybrid construction.

75205 SOLD EACH
Replaces 74523-84
Fits Sportster models with alternators from 1984 thru 1985.

Chrome finish, for 12V / 32A alternator. Solid state with 51" lead length and a ceramic hybrid construction.

- Inlet
- Exhaust

- Frames
- Accessories
- Kickstands

- Front Ends

- Gas Tanks
- Accessories

- Dash
- Instruments

- Oil Tanks
- Accessories

- Fenders

- Engine
- Accessories

- Clutch
- Transmission
- Drive Line

- Handlebar
- Controls

- Brakes

- Forward Controls
- Footpegs
- Accessories

- Hubs
- Axles
- Wheels
- Accessories

- Lighting
- License Plate Mounts
- Accessories

- Electrical
- Accessories

- Miscellaneous

- Inlet
- Exhaust
- Frames
- Accessories
- Kickstands
- Front Ends
- Gas Tanks
- Accessories
- Dash
- Instruments
- Oil Tanks
- Accessories
- Fenders
- Engine
- Accessories
- Clutch
- Transmission
- Drive Line
- Handlebar
- Controls
- Brakes
- Forward Controls
- Footpegs
- Accessories
- Hubs
- Axles
- Wheels
- Accessories
- Lighting
- License Plate Mounts
- Accessories
- Electrical
- Accessories
- Miscellaneous

Big Twin & Sportster Voltage Regulator 6 Volt



75182 SOLD EACH
 Replaces 74508-85, 74510-59, 74510-47A and Delco 1119606
 Fits KH, XL and XLH models from 1952 thru 1964, FL and FLH models from 1958 thru 1964.

Black finish, for 6V generator. Solid state, current limiting with 4" lead length and a ceramic hybrid construction.

75183 SOLD EACH
 Replaces 74508-85, 74510-59, 74510-47A and Delco 1119606
 Fits KH, XL and XLH models from 1952 thru 1964, FL and FLH models from 1958 thru 1964.

Chrome finish, for 6V generator. Solid state, current limiting with 4" lead length and a ceramic hybrid construction.

Big Twin & Sportster Voltage Regulator 1965 - 69



75184 SOLD EACH
 Replaces 74507-85, 74510-64, 74510-65 and Delco 1119614
 Fits Sportster models from 1967 thru 1977, FL and FLH models from 1965 thru 1969.

Black finish, for 12V generator. Solid state, current limiting with 4" lead length and a ceramic hybrid construction.

75185 SOLD EACH
 Replaces 74507-85, 74510-64, 74510-65 and Delco 1119614
 Fits Sportster models from 1967 thru 1977, FL and FLH models from 1965 thru 1969.

Chrome finish, for 12V generator. Solid state, current limiting with 4" lead length and a ceramic hybrid construction.

Big Twin & Sportster Voltage Regulator



75186 SOLD EACH
 Replaces Delco 1119615
 Fits XLH, FL & FLH 900, 1000 & 1200cc models from 1965 thru 1977.

Black finish, for 12V generator. Solid state, current limiting and a ceramic hybrid construction.

Big Twin Voltage Regulator Rectifier 1970 - 1975



75192 SOLD EACH
 Replaces 74510-70A
 Fits FL, FLM, FX & FXE models from 1970 thru 1975.

Black finish, for 12V / 15A alternator. Solid state, current limiting with 38" lead length and a ceramic hybrid construction.

75193 SOLD EACH
 Replaces 74510-70A
 Fits FL, FLM, FX & FXE models from 1970 thru 1975.

Chrome finish, for 12V / 15A alternator. Solid state, current limiting with 38" lead length and a ceramic hybrid construction.

Sportster Voltage Regulator Rectifier 1994 - 1996



75212 SOLD EACH
 Replaces 74523-94
 Fits XL Sportster models with alternators from 1994 thru 1996.

Black finish, for 12V / 32A alternator. Solid state with 10" lead length and a ceramic hybrid construction.

75213 SOLD EACH
 Replaces 74523-94
 Fits XL Sportster models with alternators from 1994 thru 1996.

Chrome finish, for 12V / 32A alternator. Solid state with 10" lead length and a ceramic hybrid construction.

Big Twin Voltage Regulator Rectifier 1976 - 1980



75194 SOLD EACH
Replaces 74510-75A, 74512-79A & 77510-75A
Fits FL, FLH, FLH80 & FLT models from 1976 thru 1980.

Black finish, for 12V / 17.8A alternator. Solid state with 57" lead length and a ceramic hybrid construction.

75195 SOLD EACH
Replaces 74510-75A, 74512-79A & 77510-75A
Fits FL, FLH, FLH80 & FLT models from 1976 thru 1980.

Chrome finish, for 12V / 17.8A alternator. Solid state with 57" lead length and a ceramic hybrid construction.

Big Twin Voltage Regulator Rectifier



75188 SOLD EACH
Replaces 74505-97 and BOSCH 9 190 067 200
Fits FLHT models from 1997 & later, FLHR, FLHRCI & FLTRI from 1999 & later.

Black finish, for 12V alternator. Solid state, current limiting with a ceramic hybrid construction.

75189 SOLD EACH
Replaces 74505-97 and BOSCH 9 190 067 200
Fits FLHT models from 1997 & later, FLHR, FLHRCI & FLTRI from 1999 & later.

Chrome finish, for 12V alternator. Solid state, current limiting with a ceramic hybrid construction.

Big Twin Voltage Regulator Rectifier 1981 - 1988



75198 SOLD EACH
Replaces 74512-84, 74513-82A, 74513-85, 74515-86 & 74516-86
Fits FLH80, Classic 1981 thru 1984. FLT, FLHT, Classic 1981 thru 1988. FX, FXE, FXEF, FXS & FXB 1981 thru 1985. Softail models 1986 thru 1988. FXR, FXRS, FXRT & FXRP 1982 thru 1988. FXWG models from 1981 thru 1986.

Black finish, for 12V / 22A alternator. Solid state with 57" lead length and a ceramic hybrid construction.

75199 SOLD EACH
Replaces 74512-84, 74513-82A, 74513-85, 74515-86 & 74516-86
Fits FLH80, Classic 1981 thru 1984. FLT, FLHT, Classic 1981 thru 1988. FX, FXE, FXEF, FXS & FXB 1981 thru 1985. Softail models 1986 thru 1988. FXR, FXRS, FXRT & FXRP 1982 thru 1988. FXWG models from 1981 thru 1986.

Chrome finish, for 12V / 22A alternator. Solid state with 57" lead length and a ceramic hybrid construction.

Evo Big Twin Voltage Regulator - Rectifier



75202 SOLD EACH
Replaces 74519-88
Fits Evolution Big Twin models (except EFI, 97 thru 98 FLT) 1989 & later.

Black finish, for 12V / 32A alternator. Solid state with 57" lead length and a ceramic hybrid construction.

75203 SOLD EACH
Replaces 74519-88
Fits Evolution Big Twin models (except EFI, 97 thru 98 FLT) 1989 & later.

Chrome finish, for 12V / 32A alternator. Solid state with 57" lead length and a ceramic hybrid construction.

- Inlet
- Exhaust

- Frames
- Accessories
- Kickstands

- Front Ends

- Gas Tanks
- Accessories

- Dash
- Instruments

- Oil Tanks
- Accessories

- Fenders

- Engine
- Accessories

- Clutch
- Transmission
- Drive Line

- Handlebar
- Controls

- Brakes

- Forward Controls
- Footpegs
- Accessories

- Hubs
- Axles
- Wheels
- Accessories

- Lighting
- License Plate Mounts
- Accessories

- Electrical
- Accessories

- Miscellaneous

- Inlet
- Exhaust

2000 Softail Voltage Regulator - Rectifier



75196 SOLD EACH
 Replaces 74512-00
 Fits Softail models from 2000 & later.

Black finish, for 12V alternator. Solid state, current limiting with a ceramic hybrid construction.

75197 SOLD EACH
 Replaces 74512-00
 Fits Softail models from 2000 & later.

Chrome finish, for 12V alternator. Solid state, current limiting with a ceramic hybrid construction.

Softail Voltage Regulator - Rectifier



75190 SOLD EACH
 Replaces 74610-01
 Fits Softail models (except FXSTD) from 2001 & later.

Black finish, for 12V alternator. Solid state, current limiting with a ceramic hybrid construction.

75191 SOLD EACH
 Replaces 74610-01
 Fits Softail models (except FXSTD) from 2001 & later.

Chrome finish, for 12V alternator. Solid state, current limiting with a ceramic hybrid construction.

Dyna 2000 Voltage Regulator - Rectifier



75200 SOLD EACH
 Replaces 74518-99A
 Fits Dyna models from 2000 & later.

Black finish, for 12V alternator. Solid state, current limiting with a ceramic hybrid construction.

75201 SOLD EACH
 Replaces 74518-99A
 Fits Dyna models from 2000 & later.

Chrome finish, for 12V alternator. Solid state, current limiting with a ceramic hybrid construction.

- Frames
- Accessories
- Kickstands

- Front Ends

- Gas Tanks
- Accessories

- Dash
- Instruments

- Oil Tanks
- Accessories

- Fenders

- Engine
- Accessories

Softail Voltage Regulator



75119 SOLD EACH
 Replaces 74610-01
 Fits Softail models from 2001 & later.

Chrome finish, for 12V alternator.

- Clutch
- Transmission
- Drive Line

- Handlebar
- Controls

- Brakes

- Forward Controls
- Footpegs
- Accessories

- Hubs
- Axles
- Wheels
- Accessories

- Lighting
- License Plate Mounts
- Accessories

- Electrical
- Accessories

- Miscellaneous

Miscellaneous



- Inlet
- Exhaust

- Frames
- Accessories
- Kickstands

- Front Ends

- Gas Tanks
- Accessories

- Dash
- Instruments

- Oil Tanks
- Accessories

- Fenders

- Engine
- Accessories

- Clutch
- Transmission
- Drive Line

- Handlebar
- Controls

- Brakes

- Forward Controls
- Footpegs
- Accessories

- Hubs
- Axles
- Wheels
- Accessories

- Lighting
- License Plate Mounts
- Accessories

- Electrical
- Accessories

- Miscellaneous

- Inlet
- Exhaust

Solo Seats

- Frames
- Accessories
- Kickstands

A



B



C



- Front Ends

- Gas Tanks
- Accessories

D



E



F



- Dash
- Instruments

- Oil Tanks
- Accessories

These seats are constructed with a steel seat base and are covered with high quality naugahyde. Use our seat springs and the correct bracket to mount on most frames for the old school ride. Available in BLACK.

- Fenders

25011 SOLD EACH
Style A : Plain Solo Seat.
 Measures 11.5" long x 9" wide.

25013 SOLD EACH
Style B : Hi-Back Solo Seat.
 Measures 11.5" long x 9" wide.

25012 SOLD EACH
Style C : Regal Solo Seat.
 Measures 11.5" long x 9" wide.

- Engine
- Accessories

25014 SOLD EACH
Style D : Large Plain Solo Seat.
 Measures 13" long x 12" wide.

25016 SOLD EACH
Style E : Large Hi-Back Solo Seat.
 Measures 13" long x 12" wide.

25015 SOLD EACH
Style F : Large Regal Solo Seat.
 Measures 13" long x 12" wide.

- Clutch
- Transmission
- Drive Line

Antique Style Pillion Pad

- Handlebar
- Controls



- Brakes

25017 SOLD EACH

Antique style pillion pad a perfect match for our solo seats. Pad measures 11" x 4-3/4" wide. Pad features reinforced grommets for mounting the "Old School" way. Made from black naugahyde.

- Forward Controls
- Footpegs
- Accessories

- Hubs
- Axles
- Wheels
- Accessories

- Lighting
- License Plate Mounts
- Accessories

- Electrical
- Accessories

On / Off Style Pillion Pad



25018 SOLD EACH

This on / off style pillion pad is the answer for the rider with an occasional passenger. 6 suction cups make this an easy on easy off deal. Pad measures 10-1/2" long x 5-3/4" wide x 3-1/2" high. Carpeted bottom is also easy on the paint. Made from black naugahyde.

- Miscellaneous

Softail Touring Seat



25032 SOLD EACH
Fits Softail models from 1984 thru 2006.

Softail black touring seat constructed with cast urethane foam and then covered with high quality naugahyde.

Softail Cobra Seat



25028 SOLD EACH
Fits Softail models from 1984 thru 2006.

Softail black cobra seat constructed with cast urethane foam and then covered with high quality naugahyde.

Dyna Double Seat



25026 SOLD EACH
Fits Dyna models from 1996 to present.

Dyna black double seat constructed with cast urethane foam and then covered with high quality naugahyde.

Softail Double Seat



25029 SOLD EACH
Fits Softail models from 1984 thru 2006.

Softail black double seat constructed with cast urethane foam and then covered with high quality naugahyde.

Softail Single Seat with Separate Pillion



25030 SOLD EACH
Fits Softail models from 1984 thru 2006.
Single Seat

25031 SOLD EACH
Pillion seat with suction cups for Softail single seat PT# 25030

These Softail black single seats and separate pillion seats are constructed with cast urethane foam and then covered with high quality naugahyde.

Touring Model Single Seat with Separate Pillion



25021 SOLD EACH
Fits Touring models from 1997 to present. **Single Seat**

25022 SOLD EACH
Pillion seat for Touring single seat PT# 25021

These Touring model black single seats and separate pillion seats are constructed with cast urethane foam and then covered with high quality naugahyde.

Dyna Touring Seat



25027 SOLD EACH
Fits Dyna models from 1996 to present.

Dyna black touring seat constructed with cast urethane foam and then covered with high quality naugahyde.

Dyna Cobra Seat



25025 SOLD EACH
Fits Dyna models from 1996 to present.

Dyna black cobra seat constructed with cast urethane foam and then covered with high quality naugahyde.

- Inlet
- Exhaust

- Frames
- Accessories
- Kickstands

- Front Ends

- Gas Tanks
- Accessories

- Dash
- Instruments

- Oil Tanks
- Accessories

- Fenders

- Engine
- Accessories

- Clutch
- Transmission
- Drive Line

- Handlebar
- Controls

- Brakes

- Forward Controls
- Footpegs
- Accessories

- Hubs
- Axles
- Wheels
- Accessories

- Lighting
- License Plate Mounts
- Accessories

- Electrical
- Accessories

- Miscellaneous

Cobra Rigid Frame Seat



25024 SOLD EACH
Fits Rigid frame applications.

Rigid frame black cobra seat constructed with a formed steel base, cast urethane foam and then covered with high quality naugahyde.

Sportster Touring Seat



25033 SOLD EACH
Fits Sportster models from 1982 thru 2003.

25034 SOLD EACH
Fits Sportster models from 2004 to present.

Sportster black touring seat constructed with cast urethane foam and then covered with high quality naugahyde.

Sportster Cobra Seat



25041 SOLD EACH
Fits Sportster models from 1982 thru 2003.

25042 SOLD EACH
Fits Sportster models from 2004 to present.

Sportster black cobra seat constructed with cast urethane foam and then covered with high quality naugahyde.

Sportster Double Seat



25039 SOLD EACH
Fits Sportster models from 1982 thru 2003.

25040 SOLD EACH
Fits Sportster models from 2004 to present.

Sportster black double seat constructed with cast urethane foam and then covered with high quality naugahyde.

Sportster Single Seat with Separate Pillion



25035 SOLD EACH
Fits Sportster models from 1982 thru 2003. **Single Seat**

25036 SOLD EACH
Fits Sportster models from 2004 to present. **Single Seat**

25037 SOLD EACH
Pillion seat with suction cups for Sportster single seat **PT# 25035**

25031 SOLD EACH
Pillion seat with suction cups for Sportster single seat **PT# 25036**

These Sportster black single seats and separate pillion seats are constructed with cast urethane foam and then covered with high quality naugahyde.

- Inlet
- Exhaust

- Frames
- Accessories
- Kickstands

- Front Ends

- Gas Tanks
- Accessories

- Dash
- Instruments

- Oil Tanks
- Accessories

- Fenders

- Engine
- Accessories

- Clutch
- Transmission
- Drive Line

- Handlebar
- Controls

- Brakes

- Forward Controls
- Footpegs
- Accessories

- Hubs
- Axles
- Wheels
- Accessories

- Lighting
- License Plate Mounts
- Accessories

- Electrical
- Accessories

- Miscellaneous

Universal Retro Style Solo Seat



25048 SOLD EACH
Fits custom applications.

Universal Retro style solo seat constructed with a chrome plated seat pan then covered with black leather using chrome rivets. Seat has a flip in the back for support and to keep you from sliding off when riding. Seat measures **11.50" long and 9" wide**.

Note : requires solo seat mounting bracket kit, order separately.

Softail Universal Retro Style Solo Seat Mounting Kit



25046 SOLD AS KIT
Fits Softail models from 2000 thru 2005.

Mounting kit for Universal Retro style solo seats **PT# 25047 and 25048**.

Universal Retro Style Solo Seat



25047 SOLD EACH
Fits custom applications.

Universal Retro style solo seat constructed with a chrome plated seat pan then covered with black leather using chrome rivets. Seat has a flip in the back for support and to keep you from sliding off when riding. Seat measures **12.50" long and 11" wide**.

Note : requires solo seat mounting bracket kit, order separately.

Softail Universal Retro Style Solo Seat Mounting Kit



25045 SOLD AS KIT
Fits Softail models from 1984 thru 1999.

Mounting kit for Universal Retro style solo seats **PT# 25047 and 25048**.

Sportster Universal Retro Style Solo Seat Mounting Kit



25043 SOLD AS KIT
Fits Sportster models from 1982 thru 2003.

Mounting kit for Universal Retro style solo seat **PT# 25047**.

Sportster Universal Retro Style Solo Seat Mounting Kit



25044 SOLD AS KIT
Fits Sportster models from 2004 to present.

Mounting kit for Universal Retro style solo seat **PT# 25047**.

- Inlet
- Exhaust

- Frames
- Accessories
- Kickstands

- Front Ends

- Gas Tanks
- Accessories

- Dash
- Instruments

- Oil Tanks
- Accessories

- Fenders

- Engine
- Accessories

- Clutch
- Transmission
- Drive Line

- Handlebar
- Controls

- Brakes

- Forward Controls
- Footpegs
- Accessories

- Hubs
- Axles
- Wheels
- Accessories

- Lighting
- License Plate Mounts
- Accessories

- Electrical
- Accessories

- Miscellaneous

- Inlet
- Exhaust
- Frames
- Accessories
- Kickstands
- Front Ends
- Gas Tanks
- Accessories
- Dash
- Instruments
- Oil Tanks
- Accessories
- Fenders
- Engine
- Accessories
- Clutch
- Transmission
- Drive Line
- Handlebar
- Controls
- Brakes
- Forward Controls
- Footpegs
- Accessories
- Hubs
- Axles
- Wheels
- Accessories
- Lighting
- License Plate Mounts
- Accessories
- Electrical
- Accessories
- Miscellaneous

Solo Seat Bracket



25009 SOLD EACH
Fits Sportster models from 1957 thru 1978 except XLCR.

Nicely chromed solo rear seat bracket.

Seat Springs



25006 SOLD EACH
Fits custom applications 3" seat spring.

25007 SOLD EACH
Fits custom applications 5" seat spring.

Beautifully chrome plated universal seat springs, will fit most custom seat and saddles.

Universal Solo Seat Bracket



25019 SOLD EACH
This universal black powder coated solo seat nose bracket is perfect for our line of solo seats. Bolts right up for a clean uncluttered look.

Custom Tapered Seat Spring



25008 SOLD EACH
Fits custom applications 3" tapered seat spring.

Nicely chromed tapered seat spring, for almost all custom solo seat applications.

Universal Tilt-Up Seat Bracket Square End



25020 SOLD EACH
Fits Custom applications.

Adapts to most seats and frames. Fits all top frame tubes up to 1-3/4" (45mm) and comes with slotted holes for flexibility in mounting. Quality steel construction with chrome plating.

Universal Seat Bracket



25005 SOLD EACH
Fits custom applications.

Nicely chromed universal rear seat bracket.

Seat Mounting Bracket



25010 SOLD EACH
Fits all Rigid Big Twin models thru 1957 and custom applications.

Nicely chromed rear seat mounting bracket.

Quick Release Seat Pin



25003 SOLD EACH
Replaces the OEM seat hold down screw on most late models.

Precision machined stainless steel quick release seat pin. The pin is held in place by a spring loaded ball detent and is easily pushed out so you can remove the seat.

Universal Seat Bracket



25002 SOLD EACH
Fits all frame backbones up to 1-3/4" and comes with slotted holes for mounting.

Quality steel universal seat bracket with a chrome finish.

Phantom II Goggles



34001 SOLD EACH

These stylish goggles come with one piece polycarbonate lenses and include a cushioned headband and air vents to help prevent misting. Will fit over many spectacles.

Black Bungee Cords



81002 SOLD IN PACK OF 10
Black 24" Bungee cords.

81004 SOLD IN PACK OF 10
Black 16" Bungee cords.

These cords are all you need to handle your tie down needs without disturbing the appearance of your motorcycle.

Heavy Duty Flat Nylon Tie Down Straps



81001 SOLD IN PAIRS
Heavy duty black straps woven from weather resistant nylon web.

DOT 5 Brake Fluid



32002 SOLD EACH

Russell's long life DOT 5 Silicone Brake Fluid is specifically developed for severe service and competition applications. Complies with Federal Motor Vehicle Safety Standard #116. It will not boil at temperatures up to 500°F. Russell Silicone Brake Fluid will not absorb moisture and is factory recommended for use with all Russell PowerFlex Hoses. Available in 12oz. bottles.

Do not mix with Non-DOT 5 Brake Fluid

Note : Best quantity price for buying a case of 12 each, this part cannot be shipped by air.

Dealer Sign



90013 SOLD EACH

Kustomwerks 4 color printed aluminum Authorized Dealer sign. Measures 21" x 30"

Inspection Sticker Plate



28008 SOLD EACH
Fits custom applications.

Nicely chrome plated inspection sticker plate, use for most state inspection stickers. Measures 3" x 3" with a 1/2" mounting hole.

Thermo Tec Hi-Heat Coating Finish



Use the Hi-Heat Coating to finish off a clean and well-protected Exhaust Insulating Wrap installation. The coating will protect the wrap from abrasion and harmful liquid spills. Extra resins and binders toughen the surface and help extend the life of the wrap by protecting it from friction. They also seal the pores to minimize the penetration of harmful liquids. The 11oz. spray coating now comes in three colors black, aluminum and new copper.

48070 SOLD EACH

Thermo Tec **Black color** hi-heat exhaust wrap coating.


48071 SOLD EACH

Thermo Tec **Aluminum color** hi-heat exhaust wrap coating.

48072 SOLD EACH

Thermo Tec **Copper color** hi-heat exhaust wrap coating.

Thermo Tec Snap Strap™



48069 PACK OF 6
18" Thermo Tec Snap Straps.

New and improved! Same quality stainless steel straps with a dependable multi-lock system, now in standard lengths. No more cutting to length, then attaching the lock. Narrow width straps come in pre-cut lengths with the multi-lock already attached - just insert the end and pull to tighten.



- Inlet
- Exhaust

- Frames
- Accessories
- Kickstands

- Front Ends

- Gas Tanks
- Accessories

- Dash
- Instruments

- Oil Tanks
- Accessories

- Fenders

- Engine
- Accessories

- Clutch
- Transmission
- Drive Line

- Handlebar
- Controls

- Brakes

- Forward Controls
- Footpegs
- Accessories

- Hubs
- Axles
- Wheels
- Accessories

- Lighting
- License Plate Mounts
- Accessories

- Electrical
- Accessories

- Miscellaneous

- Inlet
- Exhaust

Cycle Tank Repair Kit

- Frames
- Accessories
- Kickstands

- Front Ends

- Gas Tanks
- Accessories



32001 SOLD AS KIT
Standard gas tank repair kit.

Cycle fuel tank repair kits have been designed for the special needs of bikes and other small fuel tanks such as recreational vehicles, snowmobiles, outboards, generators, etc. Order a cycle fuel tank repair kit today, and experience its quality and durability for yourself. Each kit contains:

Marine Clean : to remove gum, sludge, varnish

Metal Ready : to remove rust & prepare tank for sealer

U.S. Standard Tank Sealer : creates a permanently sealed tank

Cloth Patch : for sealing large holes or reinforcing weak areas

Brush : for applying patching system to exterior of tank

Detailed Instructions : to take you easily through each step of tank restoration

The U.S. Standard Fuel Tank Sealer was formulated and developed due to the demand for a high-tech sealer impervious to all fuels, including the new stage II fuels which have a high alcohol content. It has superior strength and fuel resistance, and does not contain Methyl Ethyl Ketone, a highly flammable and deadly carcinogen (cancer-causing). U.S. Standard Fuel Tank Sealer is non-flammable and is environmentally safe.

Note : Must be shipped via ground transportation (FEDEX or UPS) - cannot be shipped air.



- Dash
- Instruments

- Oil Tanks
- Accessories

- Fenders

- Engine
- Accessories

- Clutch
- Transmission
- Drive Line

- Handlebar
- Controls

- Brakes

- Forward Controls
- Footpegs
- Accessories

- Hubs
- Axles
- Wheels
- Accessories

- Lighting
- License Plate Mounts
- Accessories

- Electrical
- Accessories

- Miscellaneous

Heavy Duty Cycle Tank Repair Kit



32000 SOLD AS KIT
Heavy duty gas tank repair kit.

These heavy duty Cycle fuel tank repair kits have been designed for those unfortunate customers who have had bad results from other inferior fuel tank sealers, we have developed these all new " Heavy Duty Cycle Tank Repair Kits ". They feature everything found in our regular Cycle Tank Repair Kits, plus a quart bottle of our famous Tank Strip to first remove that inferior coating that failed you. Each kit contains:

Tank Strip : to first remove poor quality coatings

Marine Clean : to remove gum, sludge, varnish

Metal Ready : to remove rust & prepare tank for sealer

U.S. Standard Tank Sealer : creates a permanently sealed tank

Cloth Patch : for sealing large holes or reinforcing weak areas

Brush : for applying patching system to exterior of tank

Detailed Instructions : to take you easily through each step of tank restoration

The U.S. Standard Fuel Tank Sealer was formulated and developed due to the demand for a high-tech sealer impervious to all fuels, including the new stage II fuels which have a high alcohol content. It has superior strength and fuel resistance, and does not contain Methyl Ethyl Ketone, a highly flammable and deadly carcinogen (cancer-causing). U.S. Standard Fuel Tank Sealer is non-flammable and is environmentally safe.

Note : Must be shipped via ground transportation (FEDEX or UPS) - cannot be shipped air.



Spectro oil the choice of champions !

When you're running at these speeds, you only use the best.

Ton Pels Zodiac SuperTwin Top Fuel Bike all time European winner with 1252 points.
Best 1/4 Mile - 6.60 sec.
Best 1/4 Mile speed - 210 MPH



A Proud sponsor of the Zodiac racing team and Andrew Rosamilia



Andrew Rosamilia, Rosa's Cycles
Modified 1977 Shovelhead FL

NETO/twinPlus.com Nostalgia Eliminator circuit
Best 1/4 Mile - 9.22 sec.
Best 1/4 Mile speed - 140 MPH

Heavy Duty Platinum Full Synthetic Engine Lubricant



32008 SOLD IN CASE OF 12 x 1 QUART BOTTLES
20w 50 full synthetic engine lubricant for high performance engines.

Spectro Heavy Duty Platinum Full Synthetic 20w 50 is the ultimate engine lubricant, designed specifically for use in Harley® high performance engines. Utilizing the world's leading group IV synthetic base oils, and the most advanced anti-wear additives known today. Spectro heavy duty platinum full synthetic is a truly superior product.

- ◆ Engineered specifically for Harley® engines, primary chain cases and transmissions
- ◆ Exceeds petroleum industry standards A.P.I. SF/SG - Diesel rated
- ◆ Reduces friction and provides smoother shifting
- ◆ Gives tremendous lubrication protection in extreme heat conditions

Heavy Duty American 4 Synthetic / Petroleum Engine Lubricant



32004 SOLD IN CASE OF 12 x 1 QUART BOTTLES
20w 50 synthetic engine lubricant for V-Twin engines.

Heavy Duty American 4 Synthetic / Petroleum Engine Lubricant is the ultimate synthetic / petroleum blended 20w 50 engine lubricant, designed specifically for use in Harley® V-Twin engines. This combination of world class group IV synthetic base oils, superior petroleum base oils and advanced anti-wear additives provides a lower consumption rate, extends component life and reduces wear.

- ◆ Engineered specifically for Harley® V-Twin engines
- ◆ Exceeds petroleum industry standards A.P.I. SF/SG - CD/CG - 4
- ◆ Reduces friction and extends component life
- ◆ Provides tremendous lubrication protection in extreme heat conditions

Spectro 4 Full Synthetic Platinum Engine Lubricant



32003 SOLD IN CASE OF 12 x 1 QUART BOTTLES
10w 50 oil for use in all 4 - stroke motorcycles engines.

32006 SOLD IN CASE OF 12 x 1 QUART BOTTLES
15w 50 oil for use in all 4 - stroke motorcycles engines.

Spectro 4 full Synthetic Platinum Engine Lubricant is the ultimate synthetic engine lubricant. Truly a superior product.

- ◆ Exceeds all known OEM warranty requirements.
- ◆ Exceeds petroleum industry standards A.P.I. SG/SH/JASO MA
- ◆ Reduces friction, extends component life, increases horsepower for street or track and provides smoother shifting
- ◆ Highest shear stability

- Inlet
- Exhaust

- Frames
- Accessories
- Kickstands

- Front Ends

- Gas Tanks
- Accessories

- Dash
- Instruments

- Oil Tanks
- Accessories

- Fenders

- Engine
- Accessories

- Clutch
- Transmission
- Drive Line

- Handlebar
- Controls

- Brakes

- Forward Controls
- Footpegs
- Accessories

- Hubs
- Axles
- Wheels
- Accessories

- Lighting
- License Plate Mounts
- Accessories

- Electrical
- Accessories

- Miscellaneous

- Inlet
- Exhaust

- Frames
- Accessories
- Kickstands

- Front Ends

- Gas Tanks
- Accessories

- Dash
- Instruments

- Oil Tanks
- Accessories

- Fenders

- Engine
- Accessories

- Clutch
- Transmission
- Drive Line

- Handlebar
- Controls

- Brakes

- Forward Controls
- Footpegs
- Accessories

- Hubs
- Axles
- Wheels
- Accessories

- Lighting
- License Plate Mounts
- Accessories

- Electrical
- Accessories

- Miscellaneous

Spectro Heavy Duty Engine Lubricant



32018 SOLD IN CASE OF 12 x 1 QUART BOTTLES
20w 50 for **temperatures above 30°F**, use in Harley® V-Twin engines.

32019 SOLD IN CASE OF 12 x 1 QUART BOTTLES
SAE50 for **temperatures above 60°F**, use in Harley® V-Twin engines.

32020 SOLD IN CASE OF 12 x 1 QUART BOTTLES
SAE60 for **temperatures above 80°F**, use in Harley® V-Twin engines.

32021 SOLD IN CASE OF 12 x 1 QUART BOTTLES
SAE70 for **temperatures above 85°F**, use in Harley® V-Twin engines.

Spectro heavy duty engine oil is the ultimate motor lubricant designed specifically for use in American - made Harley® V-Twin engines. Crafted from superior petroleum base oils combined with the most advanced anti-wear, anti-carbon additive systems available. Spectro heavy duty extends component life, reduces wear and eliminates valve sticking.

- ◆ Engineered specifically for all powerful american - made V-Twin engines, and meets all known OEM warranty requirements.
- ◆ Exceeds petroleum industry standards A.P.I. SF/SG - CD/CG - 4
- ◆ Reduces friction and extends component life
- ◆ Provides tremendous lubrication protection in extreme heat conditions

Spectro Heavy Duty Platinum Full Synthetic Gear oil



32009 SOLD IN CASE OF 12 x 1 QUART BOTTLES
75w 140 full synthetic gear oil

Spectro Heavy Duty Platinum Full Synthetic gear oil is the top of the line, a fully synthetic lubricant formulated specifically to run in Harley® Big Twin transmissions. We combine the leading synthetic PAO base oils with the most advanced additive package available today, so this lubricant delivers maximum performance right through high loads and extreme heat.

- ◆ Reduces drag, friction losses, wear and extends gear life
- ◆ Formulated specifically for Harley® & Big Twin applications
- ◆ Provides exceptional temperature stability for easier, smoother shifting
- ◆ A.P.I. GL-1 rated. Dyed green

Spectro Heavy Duty Gear Oil



32007 SOLD IN CASE OF 12 x 1 QUART BOTTLES
85w 140 transmission oil.

Spectro Heavy Duty 85w 140 gear oil is a fine quality lubricant formulated specifically to run in motorcycle transmissions to prevent corrosion and to combat foaming and gear pitting.

- ◆ Reduces drag, friction losses, wear and extends gear life
- ◆ Formulated specifically for Big Twin transmissions, dyed red
- ◆ GL-5 rated

Spectro Heavy Duty Primary Chain Case Oil



32011 SOLD IN CASE OF 12 x 1 QUART BOTTLES
SAE 85w primary chain case oil.

Spectro Heavy Duty primary chain case oil is a sheer stable petroleum base oil designed to withstand the punishment of high loads. It contains special polymers to provide exceptional clutch engagement and temperature stability.

- ◆ Meets full OEM requirements, and should be used according to manufacturer's instructions
- ◆ Formulated specifically for Harley® Sportster & Big Twin applications
- ◆ Low drag, low friction loss SAE 85w viscosity eliminates clutch "drag" and slipping

Spectro Hypoid Gear Lubricant



32013 SOLD IN CASE OF 12 x 1 QUART BOTTLES
80w 90 Hypoid gear lubricant.

Spectro hypoid gear lubricant is formulated with the highest density and highest V.I. petroleum base stocks available. Special EP additives are included to reduce pinion gear wear. This fine product may be used in the final drives and transmissions of all shaft drive motorcycles that do not have a wet clutch including older Harley® Big Twins.

- ◆ Reduces drag, friction losses, wear and extends component life
- ◆ Highest lubricity and shear stability
- ◆ A.P.I. GL-5 rated



Spectro Heavy Duty 6 Speed Platinum Transmission Lubricant



NEW

32028 SOLD IN CASE OF 12 x 1 QUART BOTTLES
SAE 75w 140 Platinum transmission lubricant.

Spectro Heavy Duty Platinum 6 speed transmission lubricant combines select group IV PAO base synthetics with optimum additive packages to provide owners of the new Harley - Davidson 6 speed transmission with the ultimate lubrication protection. Spectro heavy duty 6 speed Platinum is formulated to significantly reduce gear noise and provide easier, smoother shifting. The SAE 75w 140 formulation eases shifting when cold. High loads and extreme heat do not affect the oil, so it performs well when pushed hard and long.

Spectro Waterproof #2 Grease



32012 SOLD EACH - 1lb TUB
Spectro special performance lubricant (SPL) EP waterproof #2 grease.

A multi-grade, extreme pressure grease that does not thin out at high temperatures, Spectro SPL provides superior protection in all critical applications. Ideal for use in wheel bearings, steering head bearings, and swingarm pivots.



Spectro Fork Oil



32014 SOLD IN CASE OF 12 x 12 OZ BOTTLES
15w fork oil using Showa, Kayaba and Marzocchi forks.

Spectro fork oils are formulated specifically for both conventional and inverted cartridge style forks. Blended high V.I. petroleum base oils combine with anti-foaming additives and an anti-wear additive system to fight fade and wear due to both heat and aeration.

- ◆ "Zero stiction" additive package
- ◆ Anti-foaming system

Golden Spectro Total Tac Chain Lubricant



32017 SOLD IN CASE OF 12 x 20 OZ CANS
Total tac chain lubricant.

Golden Spectro total tac chain lube is formulated to provide superior lubrication and protection in the most extreme riding conditions. It utilizes the highest quality polyisbutylene synthetic base oils in combination with tackiness additives to resist wear and protect the chain long after other lubes have disappeared. O-ring safe. Contains Hexane, do not use near an open flame and do not store above 150°F. Does not contain CFC's.

- ◆ Provides smoother, quieter operation
- ◆ Exceptional resistance to water washout
- ◆ Non-drip, foaming, clear formula
- ◆ O-ring safe

Spectro Heavy Duty Fork Oil



32016 SOLD IN CASE OF 12 x 1 QUART BOTTLES
40w heavy duty fork oil.

32015 SOLD IN CASE OF 12 x 1 QUART BOTTLES
20w type E fork oil.

Spectro heavy duty fork oils deliver superior damping and long lasting lubrication tanks to superior base product combined with anti-foaming, anti-rust and anti-corrosion additives.

- ◆ Provides exceptional temperature stability, minimizes fluid leakage, resists fading
- ◆ Preserves and conditions your fork seals
- ◆ Heavy formula limits front end dive during braking
- ◆ Available in : heavy duty and type E

Spectro Assembly Lubricant



32010 SOLD EACH - 4oz BOTTLE
Spectro assembly lubricant.

Recommended for initial scuff and wear protection in re-assembly and repair of two and four cycle engines, as well as motorcycle transmissions. A heavy weight lubricant fortified with anti-scuff polymers. Spectro assembly lubricant can be applied to rings, cam lobes, gear and bearings, it coats and plates them completely, assuring total starting protection. Compatible with all Spectro lubricants and other petroleum based products, assembly lubricant provides anti-rust properties for prolonged storage of engine and transmission parts.

• Inlet
• Exhaust

• Frames
• Accessories
• Kickstands

• Front Ends

• Gas Tanks
• Accessories

• Dash
• Instruments

• Oil Tanks
• Accessories

• Fenders

• Engine
• Accessories

• Clutch
• Transmission
• Drive Line

• Handlebar
• Controls

• Brakes

• Forward Controls
• Footpegs
• Accessories

• Hubs
• Axles
• Wheels
• Accessories

• Lighting
• License Plate Mounts
• Accessories

• Electrical
• Accessories

• Miscellaneous

- Inlet
- Exhaust

Hose Barb Fitting



05209 SOLD EACH
Chrome 1/8" x 1/4" hose barb fitting.

- Frames
- Accessories
- Kickstands

- Front Ends

Hose Barb Fitting



05211 SOLD EACH
Chrome 1/4" x 5/16" hose barb fitting.

- Gas Tanks
- Accessories

- Dash
- Instruments

- Oil Tanks
- Accessories

90 Degree Hose Barb



05217 SOLD EACH
Replaces 62375-57
Chrome 1/8" x 1/4" 90 degree hose barb.

- Fenders

- Engine
- Accessories

- Clutch
- Transmission
- Drive Line

Pipe Plug



05215 SOLD EACH
Chrome 1/8" pipe plug.

- Handlebar
- Controls

- Brakes

- Forward Controls
- Footpegs
- Accessories

90 Degree Female Oil Fitting Adapter



05204 SOLD EACH
Chrome 1/8" x 1/8" NPT 90 degree female oil fitting adapter.

- Hubs
- Axles
- Wheels
- Accessories

- Lighting
- License Plate Mounts
- Accessories

- Electrical
- Accessories

- Miscellaneous

Hose Barb Fitting



05201 SOLD EACH
Chrome 1/8" NPT thread hose barb fitting use with 3/8" hose.

90 Degree Hose Barb



05213 SOLD EACH
Chrome 1/8" x 3/8" 90 degree hose barb.

90 Degree Hose Barb



05212 SOLD EACH
Chrome 1/8" x 5/16" 90 degree hose barb.

45 Degree Oil Fitting



05202 SOLD EACH
Chrome 1/8" x 1/8" NPT 45 degree oil fitting.

90 Degree Male to Female Oil Fitting Adapter



05205 SOLD EACH
Replaces 26338-68
Chrome oil pump adapter 1/8" x 1/8" NPT 90 degree male to female oil fitting adapter.

Hose Barb Fitting



05210 SOLD EACH
Chrome 1/8" x 3/8" hose barb fitting.

90 Degree Hose Barb



05214 SOLD EACH
Chrome 1/4" x 5/16" 90 degree hose barb.

Pipe Plug



05216 SOLD EACH
Chrome 1/4" pipe plug.

Straight Oil Fitting Adapter



05203 SOLD EACH
Chrome 1/8" x 1/8" NPT straight oil fitting adapter.

Hose Barb Fitting



05208 SOLD EACH
Chrome 1/8" x 5/16" hose barb fitting.

1/8" Oil Pipe Extension



05207 SOLD EACH
Chrome 3.00" long 1/8" oil pipe extension.

1/8" Oil Pipe Extension



05206 SOLD EACH
Chrome 1.50" long 1/8" oil pipe extension.

Stainless Handlebar Clamp Bolts



05506 SOLD AS SET
Fits all models from 1996 thru 2007. Polished stainless steel switch housing and master cylinder bolts. Fits Dyna all models from 1991 thru 2007 (except FXDS-CON 1994 and FXDWGI models), FXDL and FXDWG models 1995 thru 2005, FXDX models 1999, FXST, FLSTC, FLSTF, FLST and FXSTB models 1984 thru 2006, FXR models 1982 thru 1994 FXRS models 1982 thru 1983 and 1987 thru 1992 and FXRT models 1986 thru 1992.

Polished stainless steel handlebar clamp bolts.

Oil Gauge Adaptor Fitting



NEW

05302 SOLD EACH
Fits V Twins and custom applications.

Silver colored oil gauge adaptor fitting using stock oil pressure switch.

05303 SOLD EACH
Fits V Twins and custom applications.

Black colored oil gauge adaptor fitting using stock oil pressure switch.

Stainless Touring Switch Housing and Master Cylinder Bolts



NEW

05507 SOLD AS SET
Fits all models from 1982 thru 1995.

05508 SOLD AS SET
Fits all models from 1996 thru 2007.

Polished stainless steel switch housing and master cylinder bolts.

Oil Gauge Adaptor Fitting



NEW

05304 SOLD EACH
Fits V Twins and custom applications.

Silver colored oil gauge adaptor fitting without stock oil pressure switch.

05305 SOLD EACH
Fits V Twins and custom applications.

Black colored oil gauge adaptor fitting without stock oil pressure switch.

Stainless Belt / Chain Sprocket Bolts



NEW

05512 SOLD AS SET
Fits Cast wheels from 1973 thru 1999, Lace wheels 1987 thru 1999 (87 thru 94 Lace wheels require PT# 05524 nut kit). Touring models from 2000 thru 2005.

05511 SOLD AS SET
Fits Cast and Lace wheels on Softail models from 2000 thru 2006, Dyna models 2000 thru 2005 and Touring models 2006.

• Inlet
• Exhaust

• Frames
• Accessories
• Kickstands

• Front Ends

• Gas Tanks
• Accessories

• Dash
• Instruments

• Oil Tanks
• Accessories

• Fenders

• Engine
• Accessories

• Clutch
• Transmission
• Drive Line

• Handlebar
• Controls

• Brakes

• Forward Controls
• Footpegs
• Accessories

• Hubs
• Axles
• Wheels
• Accessories

• Lighting
• License Plate Mounts
• Accessories

• Electrical
• Accessories

• Miscellaneous



- Inlet
- Exhaust
- Frames
- Accessories
- Kickstands
- Front Ends
- Gas Tanks
- Accessories
- Dash
- Instruments
- Oil Tanks
- Accessories
- Fenders
- Engine
- Accessories
- Clutch
- Transmission
- Drive Line
- Handlebar
- Controls
- Brakes
- Forward Controls
- Footpegs
- Accessories
- Hubs
- Axles
- Wheels
- Accessories
- Lighting
- License Plate Mounts
- Accessories
- Electrical
- Accessories
- Miscellaneous

Stainless Side Cover Washers



NEW

05521 SOLD PACK OF 100
Replaces 6099
Fits Classic late 1981 models, FLH-80 & Classic models 82 to present, Shovelhead XL, XLS & XLX models 81 to present, FLT models 1980 to present, FXR, FXRS & FXRT models from 1982 thru 1986, FXST 1984, FXS-80, FXEF, FXWG, FXSB, FXST, FXSTC models 1980 thru 1986.

Polished stainless steel 1/4" x 7/16" x 1/16" side cover washers.

Stainless Softail Shock Absorber Bolts



NEW

05523 SOLD AS SET
Fits Softail models from 2000 thru 2007.
Polished stainless steel shock absorber bolts.



Stainless Twin Cam Rocker Box Bolts



NEW

05509 SOLD AS SET
Fits all Twin Cam models.
Polished stainless steel Twin Cam rocker box bolts.

Stainless 10 & 12mm Banjo Bolts



NEW

05504 SOLD AS SET
Fits custom applications.
Polished stainless steel 3/8" - 24 (10mm) Banjo bolts.

05505 SOLD AS SET
Fits custom applications.
Polished stainless steel 7/16" - 24 (12mm) Banjo bolts.

Give your brake lines a smooth new look with Diamond Engineering's polished stainless steel Banjo bolts. Both sizes have reduced wrenching and a lower profile head for a cleaner look. Additionally the edge of the flange has a radius to match the contour of the Harley-Davidson Banjo fitting. For performance the threads are rolled for greater strength and durability.

Stainless Exhaust Flange Studs & Nuts



NEW

05520 SOLD AS SET
Fits all models.
Polished stainless steel exhaust flange 5/16" - 24 studs and nuts.

Engineered for performance and style. Diamond Engineering's exhaust stud kit makes installation easy with their bullet nose studs and 12 point nuts. The studs are manufactured from custom 450 stainless, heat treated and polished to a mirror finish. The bullet nose makes it easy to start the nuts and adds a custom touch and more shine to your ride. The twelve point nuts have a small wrenching size for clearance with even the biggest pipes. The nuts are made from A286 stainless and rated at 180,000psi tensile.

Stainless Exhaust Flange Nuts



NEW

05522 SOLD PACK OF 50
Fits all models.
Polished stainless steel exhaust flange nuts for 5/16" - 24 studs.

Diamond Engineering's polished stainless 5/16" - 24 twelve point flange nuts have a small wrenching size for clearance with even the biggest pipes. The nuts are made from A286 stainless and rated at 180,000psi tensile. Now available in convenient packs of 50.

Stainless Front & Rear Brake Caliper Bolts & Pad Pins



05513 SOLD AS SET
Fits all models (except Springer models) from 2000 thru 2007.

Polished stainless steel **front brake** caliper bolts and pad pins.

05514 SOLD AS SET
Fits all models (except Softail and Springer models) from 2000 thru 2007.

Polished stainless steel **rear brake** caliper bolts and pad pins.

The ultimate in performance and looks is now available for your 2000 up calipers. The caliper mounting and bridge bolts have an increased wrenching size for a beefier look and more shine. They are manufactured from custom 450 stainless with rolled threads and heat treated to 180,000psi tensile. The pad pins are manufactured from 630 stainless with rolled threads and are heat treated to 185-190,000psi tensile.



Stainless Front Brake Caliper Mounting Bolts



05517 SOLD AS SET
Fits all models from 1984 thru 1999 and Springer models from 2000 thru 2007.

Polished stainless steel front brake caliper mounting bolts.

Stainless Softail Rear Brake Caliper Bolts and Pad Pins



05515 SOLD AS SET
Fits Softail models from 2006 thru 2007.

Polished stainless steel **rear brake** caliper bolts and pad pins.

The ultimate in performance and looks is now available for your 2006 up rear calipers. The caliper mounting bolts have an increased wrenching size for a beefier look and more shine. They are manufactured from custom 450 stainless with rolled threads and heat treated to 180,000psi tensile.

Stainless Rear Brake Caliper Pad Pins



05516 SOLD AS SET
Fits all models (except Springer models) from 2000 thru 2007.

Polished stainless steel Rear brake caliper Pad Pins.

Stainless Front & Rear Brake Rotor Bolts



05518 SOLD AS SET
Fits all models from 1984 thru 2007 except Narrow Glide models, FXDLI, FXDI and FXDCI 2006 with cast wheels.

Polished stainless steel **front brake** rotor bolts.

05525 SOLD AS SET
Fits all Narrow Glide models from 1984 thru 2007.

Polished stainless steel **front brake** rotor bolts.

05519 SOLD AS SET
Fits all models from 1992 thru 2007.

Polished stainless steel **rear brake** rotor bolts.

Simply the coolest and strongest brake rotor bolts you can buy. Custom 450 stainless, heat treated to 180,000psi tensile. 20% stronger than grade 8. UNJ3A threads rolled after heat treating. Hand polished to a mirror finish, 100% made in America.

- Inlet
- Exhaust

- Frames
- Accessories
- Kickstands

- Front Ends

- Gas Tanks
- Accessories

- Dash
- Instruments

- Oil Tanks
- Accessories

- Fenders

- Engine
- Accessories

- Clutch
- Transmission
- Drive Line

- Handlebar
- Controls

- Brakes

- Forward Controls
- Footpegs
- Accessories


- Hubs
- Axles
- Wheels
- Accessories

- Lighting
- License Plate Mounts
- Accessories

- Electrical
- Accessories

- Miscellaneous

Chrome Drivetrain hardware Kits



PT#	Kit Description	Models & Years
05001	Drivetrain Kit	2000 onwards Twin Cam 88B Softail
05002	Drivetrain Kit	1999 onwards Twin Cam Dyna
05003	Drivetrain Kit	2000 onwards Twin Cam FLT
05004	Drivetrain Kit	1987 thru 1999 Evolution Softail
05005	Drivetrain Kit	1991 thru 1998 Evolution Dyna
05006	Drivetrain Kit	1991 thru 1998 Evolution FLT

Chrome Pulley / Sprocket hardware Kits



PT#	Kit Description	Models & Years
05077	Pulley / Sprocket	1979 thru 1992 cast wheel
05078	Pulley / Sprocket	1986 thru 1994 Big Twins
05079	Pulley / Sprocket with Laced Wheel	1987 onwards FXR, FLT, FXST & FL
05080	Pulley / Sprocket with Spoked Wheel	1979 onwards XL
05081	Pulley / Sprocket	1973 thru 1986 & 1995 onwards Big Twins
05082	Pulley / Sprocket	1973 thru 1985 Big Twins
05083	Pulley / Sprocket	1973 onwards Big Twins & 1973 thru 1991 XL
05084	Pulley / Sprocket with Cast Wheel	1973 thru 1986 & 1995 onwards Big Twins
05085	Pulley / Sprocket with Spoked Wheel	1973 thru 1986 & 1995 onwards Big Twins
05086	Pulley / Sprocket with Spoked Wheel	1986 thru 1994 Big Twins
05087	Pulley / Sprocket with Socket Head	2000 Softail
05088	Pulley / Sprocket with Hex Head	2000 Softail
05089	Pulley / Sprocket with Spoked Wheel	1985 onwards FXWG & FXRS

Chrome Individual hardware Kits



- Inlet
- Exhaust

- Frames
- Accessories
- Kickstands

- Front Ends

- Gas Tanks
- Accessories

- Dash
- Instruments

- Oil Tanks
- Accessories

- Fenders

- Engine
- Accessories

- Clutch
- Transmission
- Drive Line

- Handlebar
- Controls

- Brakes

- Forward Controls
- Footpegs
- Accessories

- Hubs
- Axles
- Wheels
- Accessories

- Lighting
- License Plate Mounts
- Accessories

- Electrical
- Accessories

- Miscellaneous

PT#	Kit Description	Models & Years
05007	Individual Kit - Motor Case	1999 onwards Dyna, 2000 onwards FLT & Softail
05008	Individual Kit - Cam cover	1999 onwards Dyna, 2000 onwards FLT & Softail
05012	Individual Kit - Rocker Boxes	1999 onwards Dyna, 2000 onwards FLT & Softail
05013	Individual Kit - Lifter Base	1999 onwards Dyna, 2000 onwards FLT & Softail
05014	Individual Kit - Transmission to Motor Mount	1999 onwards Dyna, 2000 onwards FLT & Softail
05015	Individual Kit - Points Cover	1999 onwards Dyna, 2000 onwards FLT & Softail
05016	Individual Kit - Top Motor Mount	2000 onwards Softail
05019	Individual Kit - Top Motor Mount	1999 onwards Dyna
05020	Individual Kit - Coil Cover	1999 onwards Dyna
05021	Individual Kit - Oil Filter Mount	1999 onwards Dyna
05023	Individual Kit - Front Motor Mount	2000 onwards FLT
05024	Individual Kit - Top Motor Mount	2000 onwards FLT
05043	Cam Cover	1970 thru 1984 Big Twins
05044	Cam Cover	1987 thru 1992 Big Twins
05045	Cam Cover	1989 thru 1996 FXST & FLST, 1991 thru 1996 Dyna
05046	Cam Cover	1998 Softail
05047	Cam Cover	1999 thru 2000 Dyna & Softail
05048	Cam, Pirmary & Derby Covers	1972 thru 1986 FLH & FX 4 speeds
05049	Cam, Pirmary & Transmission Covers	1980 thru 1984 FLT, 1982 thru 1984 FXR, FXRS & FXRT
05050	Cam, Pirmary & Transmission Covers	1987 thru 1995 FXR & FLT
05051	Cam, Pirmary & Transmission Covers	1987 thru 1988 FXST & FLST
05052	Cam, Pirmary & Transmission Covers	1989 thru 1993 Softail FXST & FLST
05053	Cam, Pirmary & Transmission Covers	1985 thru 1986 5 speed FXR & FLT
05055	Crankcase to Frame Front & Rear	1989 onwards FLST & FXST
05056	Derby & Inspection Covers	1989 thru 1996 FXST & FLST, 1991 thru 1996 FXDWG
05057	Generator & Cam Cover	1958 thru 1969 Big Twins
05064	Lifter Base	1979 onwards Big Twins
05065	Motor Mount	1984 FXST & 1985 FX
05066	Points Cover	1979 thru 1986 all models
05067	Points Cover	1970 thru 1978 all models
05068	Points Cover	1998 all models

Chrome Primary, Derby & Inspection Cover hardware Kits



PT#	Kit Description	Models & Years
05010	Individual Kit - Inner & Outer Primary Covers	2000 onwards Softail
05011	Individual Kit - Transmission Top & Side Covers	2000 onwards Softail
05017	Individual Kit - Inner & Outer Primary Covers	1999 onwards Dyna
05025	Primary Inner & Outer Cover	2000 onwards FLT
05069	Primary Cover	1965 thru 1969 Big Twins
05070	Primary Cover	1936 thru 1964 Big Twins
05071	Primary Cover	1989 onwards Softails, 1991 onwards Dyna
05072	Primary Cover Only	1980 thru 1984 5 speed Big Twins
05073	Primary Inner & Outer Cover	1980 thru 1996 FXST & FLST, 1991 thru 1996 Dyna
05074	Primary & Inspection Covers	1985 thru 1992 5 speed Big Twins (except FXST)
05075	Primary, Inspection & Derby Covers	1965 thru 1985 4 speed Big Twins
05076	Primary, Inspection & Derby Covers	1989 thru 1996 FXST & FLST, 1991 thru 1996 FXDWG

- Inlet
- Exhaust

- Frames
- Accessories
- Kickstands

- Front Ends

- Gas Tanks
- Accessories

- Dash
- Instruments

- Oil Tanks
- Accessories

- Fenders

- Engine
- Accessories

- Clutch
- Transmission
- Drive Line

- Handlebar
- Controls

- Brakes

- Forward Controls
- Footpegs
- Accessories

- Hubs
- Axles
- Wheels
- Accessories

- Lighting
- License Plate Mounts
- Accessories

- Electrical
- Accessories

- Miscellaneous

Chrome Transmission & Clutch hardware Kits



PT#	Kit Description	Models & Years
05018	Individual Kit - Transmission Top & Side Covers	1999 onwards Dyna
05022	Individual Kit - Transmission Top & Side Covers	2000 onwards FLT
05054	Clutch Cover	2000 FLT
05093	Transmission End Cover	1987 onwards Big Twins
05094	Transmission End Cover	1989 thru 1995 Softail & 1991 thru 1995 Dyna
05095	Transmission End Cover & Bearing Support Plate	1989 thru 1996 FXST & FLST, 1991 thru 1996 FXDWG
05096	Transmission Top Cover	1979 thru 1986 4 speed Big Twins

Chrome Handle Bar hardware Kits



PT#	Kit Description	Models & Years
05058	Handle Bar Lever Mount with Button Head	1982 thru 1995 all models
05059	Handle Bar Lever Mount	1996 onwards all models
05060	Handle Bar Lever Mount with Socket Head	1982 thru 1995 all models
05061	Handle Bar Lever Mount	1973 thru 1981 all models
05062	Handle Bar Top Clamp	FXWG & Pullback, Replaces OEM# 3488
05097	Handle Bar Mount Kit - 2pcs, 1/2" - 13 x 2 1/2" socket & lock washers	
05098	Handle Bar Mount Kit - 2pcs, 1/2" - 20 x 2 1/2" socket & lock washers	

- Inlet
- Exhaust

- Frames
- Accessories
- Kickstands

- Front Ends

- Gas Tanks
- Accessories

- Dash
- Instruments

- Oil Tanks
- Accessories

- Fenders

- Engine
- Accessories

- Clutch
- Transmission
- Drive Line

- Handlebar
- Controls

- Brakes

- Forward Controls
- Footpegs
- Accessories

- Hubs
- Axles
- Wheels
- Accessories

- Lighting
- License Plate Mounts
- Accessories

- Electrical
- Accessories

- Miscellaneous

Chrome Brake Disc hardware Kits

Brake Caliper Hardware



05301

SOLD AS KIT

Replaces 44473-02A

Fits Big Twin models from 2000 to present and XL models from 2000 thru 2003.

Nicely chromed brake caliper hardware kit.

PT#	OEM#	Kit Description	Models & Years	Size	Bolt Head
05026	41191-74	Rotor to Spoked Front Hub	1974 thru 1978 XL, 1974 thru 1977 Big Twins	1/4-20 x 5/8"	Flat Head
05027	43567-92	Rotor to Cast Wheel Rear Hub	1992 onwards Big Twins	3/8-16 x 1.00"	Torx Head
05028	43567-79	Rotor to Rear Hub	1981 thru 1991 Big Twins	3/8-16 x 1.25"	Flat Head
05029	3680	Rotor to Dual Rotor Front Hub 10 bolts for 2 rotors	1978 thru 1982 FX & XL	5/16-18 x 7/8"	Flat Head
05030	41198-73 7778	Rotor to Rear Hub thin hex head bolts & nuts	1973 thru 1980 FL & 1973 thru 1974 FX & XL	3/8-16 x 1.00"	Hex Head
05031	43567-79 7778	Rotor to Rear Wheel Hub - 10 pcs	1979 onwards XL	3/8-16 x 1.25"	Flat Head
05032	1643	Rotor to Rear Wheel Hub	1980 thru 1981 FLT	3/8-16 x 1.00"	Flat Head
05033	3680	Rotor to Dual Rotor Spoked Front Hub - 10 pcs	1977 thru 1983 XL & FX	5/16-18 x 1-3/8"	Flat Head
05034	3680 3655	Rotor to Single Rotor Front Hub 10 pcs	1978 thru 1983 FXWG	5/16-18 x 7/8"	Flat Head
05035	43567-79	Rotor to Cast Wheel Rear Hub	1978 thru 1991 Big Twins	3/8-16 x 1.25"	Flat Head
05036	3680	Rotor to Dual Rotor Cast Wheel Front Hub 10 bolts for 2 rotors	78 thru 83 FX, 82 thru 83 FXR, 77 thru 83 XL	5/16-18 x 7/8"	Flat Head
05037	43567-92	Rotor to Spoked Wheel Rear Hub	1992 onwards Big Twins (except FLH)	3/8-16 x 1.00"	Torx Head
05038	1642	Rotor to Rear Hub	1982 thru 1985 FLT & FLHT	7/16-14 x 1-3/4"	Flat Head
05039	3655	Rotor to Cast Wheel Front Hub	1984 onwards FX, FXR, FLT & XL	5/16-18 x 7/8"	Torx Head
05040	1642	Rotor to Cast / Spoked Wheel Rear Hub - 10 pcs	1979 onwards FX & XL, 1981 thru 1984 FL	7/16-14 x 1-3/4"	Flat Head
05041	3655 7739	Rotor to Spoked Wheel Front Hub	1984 onwards FXST & FXWG	5/16-18 x 7/8"	Flat Head
05042	43567-79 7778	Rotor to Spoked Wheel Rear Hub	81 thru 91 FX & FXR, 84 thru 91 FXST & FLST	3/8-16 x 1.25"	Flat Head & Nuts

License Plate Mounting Chrome hardware Kit



05063 SOLD AS KIT
Fits all models and custom applications.
license plate mounting hardware kit.

Shock Absorber Chrome hardware Kit



05099 SOLD AS KIT
Replaces 4074 & 6724
Fits 1984 thru 1999 FXST models.
Chrome shock absorber hardware kit.

Voltage Regulator Chrome hardware Kit



05009 SOLD AS KIT
Fits 2000 onwards Softail models.
voltage regulator hardware kit.

Seat Mounting Chrome hardware Kit



05090 SOLD AS KIT
Fits 1998 Softail models.
Seat mounting hardware kit.

Side Cover Chrome hardware Kit



05091 SOLD AS KIT
Fits 1977 thru 1985 XL models.
05092 SOLD AS KIT
Fits 1991 onwards XL models.
Side cover mounting hardware kits.

Kraft/Tech Strut Mounting hardware Kit



05100 SOLD AS KIT
Strut Mounting Hardware for Softail Style Kraft/Tech Frames - **RAW**
05101 SOLD AS KIT
Strut Mounting Hardware for Softail Style Kraft/Tech Frames - **CHROME**

These kits are specifically designed for mounting Kraft/Tech curved struts as well as strutless fenders to Softail style frames. Kits included 2 pieces 1/2" - 13 x 1" flathead allen bolts as well as 4 pieces 3/8" - 10 x 1" buttonhead bolts.

- Inlet
- Exhaust
- Frames
- Accessories
- Kickstands
- Front Ends
- Gas Tanks
- Accessories
- Dash
- Instruments
- Oil Tanks
- Accessories
- Fenders
- Engine
- Accessories
- Clutch
- Transmission
- Drive Line
- Handlebar
- Controls
- Brakes
- Forward Controls
- Footpegs
- Accessories
- Hubs
- Axles
- Wheels
- Accessories
- Lighting
- License Plate Mounts
- Accessories
- Electrical
- Accessories
- Miscellaneous

Part # / Page # Reference



KW#	Page#	KW#	Page#	KW#	Page#	KW#	Page#
02006	07-025	05039	16-020	05078	16-016	05214	06-013
05001	09-034	05040	11-011	05079	09-030	05214	16-012
05001	16-016	05040	16-020	05079	16-016	05215	06-013
05002	09-034	05041	11-011	05080	09-030	05215	16-012
05002	16-016	05041	16-020	05080	16-016	05216	06-013
05003	09-034	05042	11-011	05081	09-030	05216	16-012
05003	16-016	05042	16-020	05081	16-016	05217	06-013
05004	09-034	05043	08-039	05082	09-030	05217	16-012
05004	16-016	05043	16-017	05082	16-016	05219	09-019
05005	09-034	05044	08-039	05083	09-030	05220	08-018
05005	16-016	05044	16-017	05083	16-016	05221	08-010
05006	09-034	05045	08-039	05084	09-030	05222	08-010
05006	16-016	05045	16-017	05084	16-016	05301	11-011
05007	08-039	05046	08-039	05085	09-030	05301	16-020
05007	16-017	05046	16-017	05085	16-016	05302	06-010
05008	08-039	05047	08-039	05086	09-030	05302	06-011
05008	16-017	05047	16-017	05086	16-016	05302	16-013
05009	15-040	05048	08-039	05087	09-030	05303	06-010
05009	16-021	05048	16-017	05087	16-016	05303	06-011
05010	08-040	05049	08-039	05088	09-030	05303	16-013
05010	16-018	05049	16-017	05088	16-016	05304	06-010
05011	08-040	05050	08-039	05089	09-030	05304	06-011
05011	16-018	05050	16-017	05089	16-016	05304	16-013
05012	08-039	05051	08-039	05090	16-021	05305	06-010
05012	16-017	05051	16-017	05091	08-040	05305	06-011
05013	08-039	05052	08-039	05091	16-021	05305	16-013
05013	16-017	05052	16-017	05092	08-040	05500	13-06
05014	08-039	05053	08-039	05092	16-021	05501	13-06
05014	16-017	05053	16-017	05093	09-034	05502	13-06
05015	08-039	05054	09-034	05093	16-019	05503	13-06
05015	16-017	05054	16-019	05094	09-034	05504	11-05
05016	08-039	05055	08-039	05094	16-019	05504	10-015
05016	16-017	05055	16-017	05095	09-034	05504	16-014
05017	08-040	05056	08-039	05095	16-019	05505	11-05
05017	16-018	05056	16-017	05096	09-034	05505	10-015
05018	09-034	05057	08-039	05096	16-019	05505	16-014
05018	16-019	05057	16-017	05097	10-04	05506	10-04
05019	08-039	05058	10-04	05097	16-019	05506	16-013
05019	16-017	05058	16-019	05098	10-04	05507	10-013
05020	08-039	05059	10-04	05098	16-019	05507	16-013
05020	16-017	05059	16-019	05099	02-064	05508	10-013
05021	08-039	05060	10-04	05099	16-021	05508	16-013
05021	16-017	05060	16-019	05100	07-025	05509	08-05
05022	09-034	05061	10-04	05100	16-021	05509	16-014
05022	16-019	05061	16-019	05101	07-025	05511	08-015
05023	08-039	05062	10-04	05101	16-021	05511	16-013
05023	16-017	05062	16-019	05201	06-012	05512	08-015
05024	08-039	05063	07-026	05201	16-012	05512	16-013
05024	16-017	05063	16-021	05202	06-010	05513	11-010
05025	08-040	05064	08-039	05202	06-013	05513	16-015
05025	16-018	05064	16-017	05202	16-012	05514	11-010
05026	11-011	05065	08-039	05203	06-010	05514	16-015
05026	16-020	05065	16-017	05203	06-013	05515	11-010
05027	11-011	05066	08-039	05203	16-012	05515	16-015
05027	16-020	05066	16-017	05204	06-010	05516	11-010
05028	11-011	05067	08-039	05204	06-013	05516	16-015
05028	16-020	05067	16-017	05204	16-012	05517	11-010
05029	11-011	05068	08-039	05205	06-010	05517	16-015
05029	16-020	05068	16-017	05205	06-013	05518	11-010
05030	11-011	05069	08-040	05205	16-012	05518	16-015
05030	16-020	05069	16-018	05206	06-010	05519	11-010
05031	11-011	05070	08-040	05206	06-013	05519	16-015
05031	16-020	05070	16-018	05206	16-013	05520	01-011
05032	11-011	05071	08-040	05207	06-010	05520	16-014
05032	16-020	05071	16-018	05207	06-013	05521	08-018
05033	11-011	05072	08-040	05207	16-013	05521	16-014
05033	16-020	05072	16-018	05208	06-013	05522	01-011
05034	11-011	05073	08-040	05208	16-012	05522	16-014
05034	16-020	05073	16-018	05209	06-012	05523	02-064
05035	11-011	05074	08-040	05209	16-012	05523	16-014
05035	16-020	05074	16-018	05210	06-013	05525	11-010
05036	11-011	05075	08-040	05210	16-012	05525	16-015
05036	16-020	05075	16-018	05211	06-013	07001	08-06
05037	11-011	05076	08-040	05211	16-012	08001	02-062
05037	16-020	05076	16-018	05212	06-013	08002	02-062
05038	11-011	05077	09-030	05212	16-012	08003	02-062
05038	16-020	05077	16-016	05213	06-013	08004	02-053
05039	11-011	05078	09-030	05213	16-012	08005	02-053



Part # / Page # Reference

KW#	Page#	KW#	Page#	KW#	Page#	KW#	Page#
08006	02-053	09064	08-032	10022	02-058	11165	07-019
08007	02-053	09065	08-032	10023	02-058	11166	07-019
08008	02-053	09066	08-032	10024	02-058	11167	07-019
08010	02-023	09067	08-036	10025	02-058	11169	07-019
08010	02-053	09068	08-036	10026	02-060	11170	07-020
08011	02-053	09069	09-035	10027	02-060	11171	07-020
08012	02-052	09070	09-035	10028	02-060	11172	07-020
08015	02-053	09071	09-022	10029	02-060	11174	07-020
08018	02-062	09072	09-022	10030	02-060	11175	07-020
08019	02-062	09073	09-022	10031	02-060	11176	07-020
08020	02-062	09074	09-022	10032	02-059	11177	07-020
08021	02-062	09075	09-023	10033	02-059	11179	07-020
08022	02-062	09077	09-021	10034	02-059	11180	07-019
08023	02-055	09078	09-021	10035	02-059	11181	07-019
08025	02-056	09079	09-021	10036	02-061	11182	07-019
08026	02-056	09080	09-021	10037	02-061	11184	07-019
08027	02-056	09081	09-023	10038	02-059	11185	07-017
08028	02-056	09082	09-023	10039	02-059	11186	07-017
09001	08-032	09083	09-023	10040	02-059	11187	07-017
09002	08-032	09084	09-023	10041	02-061	11189	07-017
09003	08-032	09085	09-023	11001	07-07	11190	07-018
09004	08-032	09086	09-023	11003	07-07	11191	07-018
09005	08-032	09087	09-023	11005	07-07	11192	07-018
09006	08-033	09088	09-022	11029	07-07	11194	07-018
09007	08-032	09089	09-023	11030	07-07	11195	07-018
09008	08-033	09090	09-024	11031	07-07	11196	07-018
09009	08-032	09091	09-024	11032	07-07	11197	07-018
09010	08-032	09092	09-024	11033	07-07	11199	07-018
09011	08-032	09093	09-021	11034	07-07	11200	07-017
09012	08-036	09094	09-023	11035	07-06	11201	07-017
09013	08-036	09095	09-021	11036	07-06	11202	07-017
09014	09-025	09096	09-023	11037	07-06	11204	07-017
09015	08-036	09097	09-021	11039	07-07	11205	07-019
09016	09-025	09098	09-023	11040	07-07	11206	07-019
09017	08-036	09099	09-023	11041	07-06	11207	07-019
09018	08-036	09100	09-023	11042	07-06	11209	07-019
09019	08-036	09101	09-028	11043	07-08	11210	07-020
09020	08-032	09102	09-028	11044	07-08	11211	07-020
09021	08-032	09103	09-024	11046	07-08	11212	07-020
09022	08-032	09106	09-025	11047	07-07	11214	07-020
09023	08-016	09107	09-025	11048	07-07	11215	07-020
09024	09-022	09109	08-033	11049	07-07	11216	07-020
09025	09-022	09110	08-033	11050	07-07	11217	07-020
09026	09-021	09111	08-019	11051	07-07	11219	07-020
09027	09-021	09112	08-019	11052	07-07	11220	07-019
09028	09-024	09113	08-019	11053	07-06	11221	07-019
09029	09-023	09114	08-019	11054	07-06	11222	07-019
09030	09-023	09114	08-020	11055	07-06	11224	07-019
09031	09-028	09115	08-033	11057	07-07	11225	07-022
09032	09-028	09116	08-033	11058	07-07	11226	07-022
09034	09-024	09117	09-022	11059	07-06	11227	07-022
09035	09-024	09118	09-022	11060	07-06	11228	07-022
09036	09-024	09119	09-022	11061	07-08	11230	07-022
09037	09-024	09120	09-026	11062	07-08	11231	07-022
09038	09-024	09121	09-022	11063	07-08	11232	07-022
09039	09-024	09122	09-022	11064	07-08	11234	07-022
09041	09-028	09123	09-021	11067	07-017	11236	07-05
09042	09-028	09124	09-021	11069	07-017	11237	07-013
09043	09-024	10001	02-061	11072	07-018	11265	07-026
09044	09-024	10002	02-061	11074	07-018	11266	07-026
09045	09-024	10003	02-061	11082	07-017	11267	07-026
09046	09-024	10004	02-060	11084	07-017	11268	07-026
09047	09-025	10005	02-060	11145	07-017	11269	07-026
09048	09-025	10007	02-058	11146	07-017	11300	07-04
09049	09-025	10008	02-060	11147	07-017	11301	07-05
09050	09-025	10009	02-059	11149	07-017	11302	07-04
09051	09-025	10010	02-061	11150	07-018	11304	07-04
09052	09-025	10011	02-061	11151	07-018	11305	07-05
09054	09-025	10012	02-061	11152	07-018	11306	07-04
09055	09-025	10013	02-060	11154	07-018	11307	07-05
09056	09-025	10014	02-059	11155	07-018	11308	07-012
09057	09-025	10015	02-060	11156	07-018	11309	07-013
09058	09-025	10016	02-060	11157	07-018	11310	07-012
09059	08-033	10017	02-061	11159	07-018	11311	07-012
09060	08-030	10018	02-058	11160	07-017	11312	07-012
09061	08-032	10019	02-059	11161	07-017	11313	07-012
09062	08-032	10020	02-058	11162	07-017	11314	07-012
09063	08-036	10021	02-058	11164	07-017	11315	07-012

Part # / Page # Reference



KW#	Page#	KW#	Page#	KW#	Page#	KW#	Page#
11316	07-013	11425	07-03	12037	08-033	13081	09-031
11317	07-013	11426	07-03	12038	08-033	13082	09-031
11318	07-012	11427	07-03	12039	08-033	13083	08-023
11319	07-012	11428	07-03	12040	08-033	13083	09-031
11320	07-012	11429	07-03	12041	08-033	13084	09-032
11321	07-013	11430	07-03	13001	08-016	13085	09-032
11322	07-021	11431	07-03	13002	09-012	13086	09-032
11323	07-021	11432	07-011	13003	08-016	13087	09-032
11324	07-021	11434	02-062	13005	08-017	13088	09-032
11325	07-021	11435	02-062	13006	08-017	13089	09-032
11326	07-021	11436	07-014	13007	08-016	13090	09-032
11327	07-021	11437	07-014	13008	08-016	13091	09-032
11328	07-021	11438	07-015	13012	08-016	13092	09-032
11329	07-021	11440	07-015	13013	08-016	13093	09-032
11330	07-021	11441	07-015	13015	08-029	13094	09-032
11331	07-021	11442	07-016	13016	08-029	13095	09-032
11332	07-021	11443	07-016	13017	02-056	13096	09-032
11338	07-023	11444	07-016	13018	08-034	13097	09-032
11339	07-023	11445	07-016	13019	02-056	13098	09-032
11340	07-023	11455	07-04	13020	02-046	13099	09-032
11341	07-023	11500	07-024	13020	08-029	13100	08-026
11342	07-023	11501	07-024	13021	08-034	13101	08-026
11359	07-025	11502	07-024	13022	08-034	13103	08-027
11360	07-025	11503	07-024	13023	08-034	13104	08-027
11361	07-025	11504	07-024	13024	08-019	13105	08-024
11362	07-025	11505	07-024	13024	08-020	13106	08-024
11363	07-025	11506	07-024	13025	08-019	13107	08-024
11364	07-025	11507	07-024	13025	08-020	13108	08-024
11365	07-025	11508	07-024	13026	08-019	13109	08-024
11366	07-025	11509	07-024	13026	08-020	13110	08-024
11368	07-09	11510	07-024	13027	08-019	13111	08-024
11370	07-09	11511	07-024	13027	08-020	13112	08-024
11371	07-014	11512	07-024	13028	08-019	13113	08-024
11372	07-014	11513	07-024	13028	08-020	13114	08-024
11373	07-014	11514	07-024	13049	09-031	13115	08-024
11374	07-014	11515	03-07	13050	09-031	13116	09-08
11375	07-015	11515	07-024	13051	08-023	13117	09-08
11376	07-015	11517	07-024	13051	09-031	13118	09-08
11377	07-015	11600	07-010	13052	09-031	13119	09-08
11378	07-015	11601	07-010	13053	08-023	13120	08-023
11380	07-05	12000	09-033	13053	09-031	13121	08-023
11381	07-011	12001	09-033	13054	09-031	13122	08-023
11382	07-011	12002	09-033	13055	09-031	13123	08-023
11383	07-011	12003	09-033	13056	09-031	13124	08-023
11384	07-011	12004	09-033	13057	08-024	13125	08-023
11386	07-05	12005	09-033	13057	08-025	13126	08-023
11387	07-014	12006	09-033	13057	09-031	13127	08-023
11388	07-014	12007	09-033	13058	08-024	13128	08-023
11389	07-015	12008	09-033	13058	08-025	13129	08-025
11390	07-015	12009	09-033	13058	09-031	13130	08-025
11391	07-010	12010	09-033	13059	08-028	13131	08-025
11392	07-09	12011	09-033	13059	09-031	13132	08-025
11393	07-09	12012	09-033	13060	08-028	13133	08-025
11394	07-016	12013	09-033	13060	09-031	13134	08-025
11395	07-04	12014	09-033	13061	09-031	13135	08-025
11396	07-015	12015	09-033	13062	09-031	13136	08-028
11397	07-015	12016	09-033	13063	09-031	13137	08-028
11398	07-09	12017	09-033	13064	08-024	13138	08-028
11399	07-09	12018	09-033	13064	08-025	13139	08-028
11400	07-010	12019	09-033	13064	09-031	13140	08-028
11401	07-010	12020	09-033	13065	09-031	13141	08-028
11402	07-09	12021	09-033	13066	09-031	13142	08-028
11403	07-09	12022	09-033	13067	09-031	13143	08-028
11404	07-015	12023	09-033	13068	09-031	13144	08-028
11405	07-015	12024	09-033	13069	09-031	13145	08-028
11409	07-026	12025	09-033	13070	09-031	13146	08-028
11410	07-026	12026	09-033	13071	09-031	13147	08-028
11411	07-026	12027	09-033	13072	09-031	13148	08-028
11412	07-026	12028	09-033	13073	09-031	13150	08-034
11413	07-014	12029	09-033	13074	09-031	13151	08-034
11414	07-014	12030	09-033	13075	09-031	13152	08-034
11415	07-014	12031	09-033	13076	09-031	13153	08-034
11416	07-015	12032	09-033	13077	09-031	13154	08-034
11419	07-023	12033	09-033	13078	08-028	13155	08-034
11421	07-03	12034	09-033	13078	09-031	13156	08-034
11422	07-03	12035	09-033	13079	08-028	13157	08-034
11423	07-03	12036	08-033	13079	09-031	13158	08-035
11424	07-03	12037	08-019	13080	09-031	13159	08-035



Part # / Page # Reference

KW#	Page#	KW#	Page#	KW#	Page#	KW#	Page#
13160	08-035	16035	09-036	16120	09-027	19045	05-03
13161	08-035	16036	09-036	16121	09-027	19046	05-03
13162	08-035	16037	09-036	16122	09-027	19047	05-03
13163	08-035	16038	09-036	16123	09-027	19048	05-03
13164	08-035	16039	09-016	16124	09-027	19049	05-03
13168	08-027	16040	09-016	16125	09-027	19050	05-03
13170	08-026	16041	09-016	16126	09-027	19051	05-03
13171	08-027	16042	02-054	16127	09-027	19053	05-03
13171	09-032	16042	02-062	16128	09-027	19054	05-02
13172	09-032	16042	09-019	16130	09-06	19055	05-02
13173	09-032	16043	02-062	16131	09-06	19056	05-02
13174	09-032	16043	09-019	16132	09-05	19057	05-02
13175	09-032	16044	09-04	17002	01-08	19058	15-027
13176	09-032	16045	09-04	17003	01-08	19059	15-021
13177	09-032	16046	09-04	17004	01-011	19060	05-07
13178	09-032	16047	09-04	17006	01-011	19061	09-07
13179	09-032	16048	09-04	17007	01-011	19062	05-06
13180	09-032	16049	09-04	17008	01-09	19063	05-06
13181	09-032	16050	09-04	17008	04-026	19065	05-06
13182	09-032	16051	09-04	17009	01-09	19066	05-06
13183	09-032	16052	09-04	17009	04-026	19067	05-06
13184	09-032	16053	09-04	17010	01-011	19072	06-010
13185	09-032	16055	09-04	17011	01-05	19072	06-011
13186	09-032	16056	09-04	17012	01-010	19073	06-010
13187	09-032	16057	08-036	17014	01-010	19073	06-011
13188	09-032	16058	08-036	17015	01-010	19086	06-010
13189	09-032	16059	08-036	17016	01-010	19087	06-010
13190	09-032	16060	08-036	17017	01-010	19088	06-011
13191	09-032	16061	08-036	17018	01-010	19089	06-011
13192	09-032	16062	08-036	17019	01-010	19090	06-011
13193	08-022	16063	08-036	17020	08-010	19091	06-011
13194	08-022	16064	08-036	17021	01-010	20002	04-010
13195	08-022	16065	08-036	17021	04-026	20003	04-010
13196	08-022	16066	08-036	17022	01-09	20004	04-010
13197	08-022	16067	08-036	17022	04-026	20005	04-022
13198	08-021	16068	08-036	19001	05-02	20006	04-010
13199	09-013	16069	09-018	19002	05-02	20007	04-011
13202	08-016	16070	09-018	19003	05-02	20008	04-022
13203	08-022	16071	09-018	19004	05-02	20009	04-022
13204	08-022	16072	09-018	19005	05-03	20010	04-011
13206	09-032	16073	09-05	19006	05-03	20011	04-011
13207	09-032	16074	09-05	19007	05-03	20012	04-011
15001	08-03	16078	08-035	19008	05-06	20013	04-011
15002	08-03	16079	08-035	19009	05-08	20014	04-012
15003	08-03	16080	08-035	19010	05-07	20015	04-012
15004	08-02	16082	09-015	19011	05-07	20021	04-014
15005	08-04	16083	08-035	19013	05-02	20022	04-014
15006	08-04	16084	08-035	19014	05-09	20023	04-014
15007	08-04	16085	08-035	19016	05-09	20024	04-014
15008	08-04	16086	09-015	19017	05-04	20026	04-016
15009	08-03	16087	09-018	19018	05-05	20027	04-018
16001	09-018	16088	08-035	19019	05-05	20028	04-015
16002	09-018	16089	08-035	19020	05-05	20029	04-015
16003	09-019	16090	08-035	19020	09-07	20030	04-015
16005	09-020	16091	09-015	19021	05-05	20031	04-015
16006	09-020	16097	09-06	19022	05-05	20032	04-020
16007	02-062	16098	09-022	19022	09-07	20033	04-021
16007	09-019	16099	09-028	19023	05-04	20038	04-020
16008	09-018	16100	08-019	19025	05-03	20039	04-020
16009	09-018	16100	08-020	19026	05-03	20048	04-016
16010	09-018	16101	09-02	19027	05-03	20049	04-021
16011	09-018	16102	09-02	19028	05-03	20050	04-025
16012	09-012	16103	09-02	19029	05-03	20051	04-018
16016	09-016	16104	09-02	19030	05-03	20052	04-025
16017	09-016	16105	09-02	19031	05-03	20054	04-025
16018	09-016	16106	09-02	19032	05-03	20055	04-018
16019	09-016	16108	09-03	19033	05-03	20056	04-025
16023	09-037	16109	09-03	19034	05-03	20057	04-018
16024	09-037	16110	09-03	19035	05-03	20058	04-016
16025	09-037	16111	09-03	19036	05-03	20058	04-021
16026	09-037	16112	09-03	19037	05-03	20059	04-022
16027	09-035	16113	09-027	19038	05-03	20060	04-022
16028	09-037	16114	09-027	19039	05-03	20061	04-022
16029	09-036	16115	09-027	19040	05-03	20062	04-022
16030	09-037	16116	09-027	19041	05-03	20063	04-022
16031	09-037	16117	09-027	19042	05-03	20064	04-022
16032	09-036	16118	09-027	19043	05-03	20065	04-022
16034	09-036	16119	09-027	19044	05-03	20066	05-03

Part # / Page # Reference



KW#	Page#	KW#	Page#	KW#	Page#	KW#	Page#
20067	04-017	20154	04-024	21051	06-09	23075	02-04
20068	04-011	20155	04-024	21052	06-09	23076	02-04
20069	04-021	20156	04-027	21053	06-03	23078	02-05
20071	04-020	20157	04-027	21054	06-03	23079	02-08
20072	04-021	20158	04-027	21055	06-03	23080	02-052
20073	04-017	20159	04-025	21056	06-03	23082	02-052
20075	04-017	20160	04-025	21057	02-046	23083	02-052
20076	04-018	20161	04-025	21058	06-09	23084	02-052
20077	04-021	20162	04-04	21080	06-07	23088	02-030
20078	04-021	20163	04-04	21081	06-06	23090	02-030
20080	04-019	20166	04-019	21082	06-09	23091	02-030
20081	04-019	20167	04-019	21083	06-07	23092	02-031
20083	04-016	20168	04-06	22000	02-054	23093	02-031
20084	04-016	20169	04-06	22000	07-025	23094	02-031
20085	04-016	20172	04-026	22001	02-054	23095	02-031
20086	04-019	20173	04-026	22001	07-025	23097	02-032
20087	04-019	20174	04-026	22002	02-048	23098	02-032
20089	04-017	20175	04-08	22002	07-025	23099	02-033
20090	04-017	20176	04-09	22003	07-025	23100	02-033
20091	04-017	20177	04-08	22004	02-046	23101	02-033
20092	04-017	20178	04-07	22005	07-025	23102	02-034
20094	04-017	20179	04-07	23000	02-050	23103	02-010
20095	04-017	20180	04-03	23001	02-050	23104	02-010
20097	04-015	20181	04-019	23002	02-051	23105	02-010
20098	04-015	20182	04-023	23003	02-051	23107	02-011
20100	04-018	20183	04-023	23005	02-06	23108	02-011
20101	04-018	20184	04-05	23006	02-012	23109	02-011
20103	04-018	20185	04-05	23007	02-012	23110	02-011
20104	04-010	20186	04-022	23010	02-051	23111	02-012
20105	04-010	20187	04-023	23011	02-051	23112	02-012
20106	04-014	20188	04-023	23018	02-05	23113	02-013
20107	04-014	20192	04-03	23019	02-05	23114	02-013
20108	04-015	21001	06-09	23020	02-05	23115	02-013
20109	04-015	21002	06-03	23021	02-06	23116	02-013
20110	04-014	21003	06-03	23022	02-06	23117	02-050
20111	04-014	21004	06-03	23023	02-07	23118	02-050
20112	04-015	21005	06-03	23024	02-07	23119	02-049
20113	04-015	21006	06-03	23025	02-07	23120	02-054
20114	04-013	21007	06-03	23026	02-07	23121	02-054
20115	04-013	21010	06-03	23027	02-014	23122	02-054
20116	04-013	21011	06-03	23028	02-014	23123	02-047
20117	04-012	21012	06-09	23029	02-028	23124	02-047
20118	04-014	21013	06-09	23030	02-028	23125	02-056
20119	04-014	21016	06-04	23032	02-034	23126	02-056
20120	04-023	21017	06-04	23033	02-03	23127	02-048
20121	04-023	21018	06-04	23034	02-03	23128	02-055
20122	04-023	21019	06-04	23035	02-03	23129	02-055
20123	04-023	21020	06-04	23036	02-03	23130	02-055
20124	04-023	21021	06-05	23037	02-024	23131	02-055
20125	04-023	21022	06-06	23038	02-024	23132	02-046
20126	04-023	21023	06-04	23039	02-025	23133	02-046
20127	04-021	21024	06-06	23040	02-025	23134	15-032
20128	04-024	21025	06-06	23041	02-025	23136	02-038
20129	04-024	21026	06-04	23042	02-025	23137	02-038
20130	04-024	21027	06-06	23043	02-025	23138	02-038
20131	04-024	21028	06-06	23044	02-027	23139	02-039
20132	04-024	21029	06-05	23045	02-027	23140	02-039
20133	04-024	21031	06-05	23046	02-032	23141	02-039
20134	04-024	21032	06-06	23047	02-035	23142	02-016
20135	04-024	21033	06-08	23048	02-035	23143	02-016
20136	04-024	21034	06-08	23049	02-035	23144	02-016
20137	04-024	21035	06-08	23050	02-035	23145	02-017
20138	04-024	21036	06-08	23051	02-036	23146	02-017
20139	04-024	21037	06-08	23052	02-036	23147	02-017
20140	04-024	21038	06-08	23053	02-036	23148	02-038
20141	04-024	21039	06-07	23054	02-036	23149	02-039
20142	04-024	21040	06-07	23063	02-023	23150	02-016
20143	04-024	21041	06-07	23064	02-023	23151	02-017
20144	04-024	21042	06-07	23065	02-023	23152	02-043
20145	04-024	21043	06-05	23066	02-026	23153	02-043
20146	04-024	21044	06-07	23067	02-026	23154	02-043
20147	04-024	21044	02-052	23068	02-026	23155	02-044
20148	04-024	21045	06-09	23069	02-026	23156	02-044
20149	04-024	21046	06-09	23070	02-026	23157	02-044
20150	04-024	21047	01-019	23071	02-024	23158	02-019
20151	04-024	21048	06-09	23072	02-04	23159	02-019
20152	04-024	21049	06-09	23073	02-04	23160	02-019
20153	04-024	21050	06-09	23074	02-04	23161	02-020



Part # / Page # Reference

KW#	Page#	KW#	Page#	KW#	Page#	KW#	Page#
23162	02-020	27007	03-013	31062	01-06	32018	08-038
23163	02-020	27008	08-06	31063	01-06	32018	16-010
23165	02-041	28001	04-021	31064	01-03	32019	08-038
23166	02-041	28001	06-012	31065	01-03	32019	16-010
23167	02-041	28001	15-015	31066	01-03	32020	08-038
23168	02-041	28002	04-021	31067	01-03	32020	16-010
23169	02-041	28002	06-012	31069	01-04	32021	08-038
23179	02-045	28002	15-015	31070	01-04	32021	16-010
23180	02-045	28003	06-012	31071	01-04	32028	09-029
23181	02-045	28004	06-012	31072	01-04	32028	16-011
23182	02-045	28005	02-057	31073	01-04	34001	16-07
23183	02-045	28006	06-012	31074	01-04	39001	09-012
23184	02-045	28006	15-015	31079	01-05	39002	09-012
23185	02-021	28007	15-015	31081	01-03	39003	09-014
23186	02-021	28008	16-07	31081	01-04	39004	09-012
23187	02-021	31001	01-07	31083	01-03	39005	09-012
23188	02-021	31002	01-07	31083	01-04	39006	09-013
23189	02-021	31003	01-07	31084	01-06	39007	09-013
23190	02-021	31004	01-07	31085	01-04	39008	09-013
23191	02-044	31005	01-08	31086	01-04	39009	09-014
23192	02-044	31006	01-08	31088	01-04	39010	09-014
23193	02-044	31007	01-08	31089	01-04	39011	09-014
23194	02-020	31008	01-06	31091	01-03	39012	09-012
23195	02-020	31009	01-03	31091	01-04	39013	09-012
23196	02-020	31009	01-04	31092	01-04	39014	09-012
23199	02-057	31009	01-05	31093	01-05	39015	09-014
23200	08-020	31010	01-08	31094	01-05	39016	09-015
25002	16-06	31011	01-06	31095	01-05	39017	09-014
25003	16-06	31012	01-03	31096	01-05	39018	09-014
25004	02-046	31012	01-04	31097	01-03	39019	09-015
25005	16-06	31012	01-05	31098	01-03	39020	09-015
25006	16-06	31013	01-07	31099	01-03	39021	09-015
25007	16-06	31014	08-011	31100	01-03	39022	09-015
25008	16-06	31015	08-011	31100	01-04	39023	09-015
25009	16-06	31016	08-011	31101	01-05	39024	09-013
25010	16-06	31017	08-015	31102	08-012	39025	09-013
25011	16-02	31018	08-014	31103	08-012	39026	09-013
25012	16-02	31021	01-07	31104	08-012	39027	09-013
25013	16-02	31022	01-07	31105	08-012	39028	09-014
25014	16-02	31023	08-011	31106	08-012	39029	09-011
25015	16-02	31025	08-011	32000	04-028	39030	09-09
25016	16-02	31026	01-07	32000	16-08	39031	09-09
25017	16-02	31028	01-07	32001	04-028	39032	09-010
25018	16-02	31029	08-011	32001	16-08	39033	09-09
25019	16-06	31031	01-07	32002	11-016	39034	09-09
25020	16-06	31032	08-011	32002	16-07	39035	09-010
25021	16-03	31033	01-07	32003	08-037	39036	09-010
25022	16-03	31034	08-011	32003	16-09	39037	09-010
25024	16-04	31035	08-013	32004	08-037	39038	09-010
25025	16-03	31036	01-03	32004	16-09	39039	09-010
25026	16-03	31036	01-04	32006	08-037	39040	09-010
25027	16-03	31036	01-05	32006	16-09	39041	09-010
25028	16-03	31037	01-08	32007	09-029	39042	09-010
25029	16-03	31038	08-011	32007	16-010	39043	09-010
25030	16-03	31038	08-013	32008	08-037	39044	09-010
25031	16-03	31039	01-011	32008	16-09	39046	09-010
25031	16-04	31040	08-013	32009	09-029	39047	09-010
25032	16-03	31041	01-011	32009	16-010	39048	09-09
25033	16-04	31042	08-014	32010	08-038	39049	09-09
25034	16-04	31043	01-09	32010	09-029	39051	09-011
25035	16-04	31047	08-015	32010	16-011	39052	09-011
25036	16-04	31048	08-015	32011	08-038	39053	09-011
25037	16-04	31049	08-011	32011	16-010	39054	09-011
25039	16-04	31050	08-011	32012	02-069	39055	09-011
25040	16-04	31051	15-022	32012	03-014	39056	09-011
25041	16-04	31052	15-022	32012	13-017	39057	09-011
25042	16-04	31053	15-022	32012	13-07	39058	09-014
25043	16-05	31054	15-022	32012	16-011	39059	09-013
25044	16-05	31054	15-024	32013	09-029	39060	09-013
25045	16-05	31055	15-022	32013	16-010	39061	15-040
25046	16-05	31055	15-024	32014	03-014	39062	09-013
25047	16-05	31056	15-022	32014	16-011	39063	09-011
25048	16-05	31057	15-022	32015	03-014	39064	09-013
27001	03-013	31058	15-022	32015	16-011	39065	09-015
27003	03-013	31059	15-022	32016	03-014	39066	09-08
27004	03-013	31059	15-024	32016	16-011	39067	09-08
27005	03-013	31060	15-022	32017	09-029	39068	09-08
27006	03-013	31061	15-022	32017	16-011	41001	09-038

Part # / Page # Reference



KW#	Page#	KW#	Page#	KW#	Page#	KW#	Page#
41002	09-038	42077	11-014	43110	12-07	44005	09-017
41003	09-041	42078	11-014	43111	11-03	44005	12-012
41004	09-038	42080	11-08	43112	12-010	44006	12-012
41006	09-040	42081	11-08	43113	11-06	44007	12-012
41007	09-039	42082	11-06	43114	11-03	44008	12-012
41008	09-040	43001	11-06	43114	11-014	44009	12-012
41009	09-038	43002	11-06	43115	11-03	44010	12-012
41010	09-038	43003	11-04	43117	12-010	44011	09-017
41011	09-041	43004	11-05	43118	10-010	44011	12-018
41012	09-039	43005	11-05	43119	10-010	44012	12-018
41013	09-038	43006	11-05	43120	10-010	44014	12-013
41014	09-039	43007	11-020	43121	10-010	44015	12-013
41015	09-039	43008	11-020	43122	11-04	44016	12-013
41016	09-041	43009	11-020	43123	11-04	44017	12-013
41017	09-040	43010	11-020	43124	11-04	44018	12-018
41018	09-040	43011	11-020	43125	11-04	44019	09-017
41019	09-040	43012	11-020	43126	11-04	44019	12-013
41020	09-041	43013	11-020	43128	10-010	44020	09-017
41021	09-039	43014	11-020	43129	12-08	44020	12-013
41023	09-039	43015	11-020	43130	10-010	44021	12-014
41024	09-038	43018	11-015	43132	11-018	44022	12-014
41026	09-041	43019	11-015	43133	11-018	44023	12-014
41027	09-041	43020	11-015	43134	11-018	44024	12-014
42001	11-07	43021	11-015	43135	11-018	44025	09-017
42002	11-07	43022	11-015	43136	11-018	44025	12-014
42003	11-07	43023	11-015	43137	11-018	44026	12-018
42004	11-07	43024	11-020	43138	11-018	44027	12-015
42005	11-09	43025	11-015	43139	12-09	44028	12-015
42006	11-09	43025	11-019	43140	12-09	44029	12-015
42007	11-09	43026	11-019	43141	12-010	44030	12-015
42008	11-09	43027	11-019	43142	12-010	44031	09-017
42009	11-09	43028	11-019	43143	12-010	44031	12-015
42010	11-09	43029	11-019	43144	12-010	44032	12-018
42011	11-09	43030	11-019	43145	12-010	44033	12-017
42012	11-09	43031	11-019	43146	12-010	44034	12-017
42013	11-07	43032	11-020	43148	11-06	44035	12-020
42014	11-07	43033	11-020	43149	11-06	44036	12-021
42015	11-07	43034	11-020	43150	11-06	44037	12-021
42016	11-07	43035	11-019	43151	11-06	44038	12-020
42017	11-06	43036	11-06	43152	11-03	44039	12-020
42018	11-08	43037	11-06	43153	11-03	44040	12-021
42019	11-08	43039	11-09	43154	11-03	44041	12-021
42020	03-018	43040	11-09	43155	11-03	44042	12-022
42020	03-019	43041	11-09	43156	11-03	44043	12-022
42021	03-018	43042	12-04	43157	11-03	44044	12-022
42022	11-08	43043	12-011	43158	11-03	44045	12-022
42023	11-04	43044	12-011	43159	11-017	44047	12-022
42023	11-014	43045	12-03	43160	11-017	44048	12-04
42024	11-08	43046	12-03	43161	11-017	44049	12-017
42025	11-08	43047	12-04	43162	11-017	44050	12-017
42026	11-08	43048	12-02	43163	11-017	44051	12-011
42047	11-08	43049	12-02	43164	11-017	44053	09-036
42048	11-07	43050	12-02	43165	11-017	44054	12-021
42050	11-012	43051	12-02	43166	11-017	44055	12-013
42051	11-012	43052	10-015	43167	11-017	44056	12-022
42052	11-012	43052	11-019	43168	11-017	44057	12-013
42053	11-012	43053	10-015	43169	11-017	44058	12-021
42054	11-012	43053	11-019	43170	11-016	44059	12-013
42055	11-012	43054	10-015	43171	11-016	44060	12-016
42056	11-013	43054	11-019	43176	11-017	44061	12-016
42057	11-012	43056	12-03	43177	11-017	44064	09-017
42058	11-012	43057	12-04	43178	12-011	44064	12-016
42059	11-013	43058	12-03	43179	12-011	44065	12-013
42060	11-012	43059	11-015	43180	12-011	44066	12-013
42061	11-013	43060	11-015	43181	12-011	44067	12-013
42062	11-012	43061	11-019	43182	12-011	44069	12-017
42063	11-013	43100	11-03	43183	12-011	44070	12-020
42064	11-013	43101	11-03	43184	12-011	44071	12-020
42065	11-013	43102	11-03	43185	10-010	44072	12-020
42066	11-013	43103	11-03	43186	11-05	44073	12-020
42067	11-012	43104	11-03	43187	11-05	44074	12-022
42070	11-014	43105	11-03	44001	09-017	44075	12-03
42071	11-014	43106	12-07	44001	12-017	44080	12-04
42072	11-014	43107	12-07	44002	09-017	44082	12-02
42073	11-014	43107	12-011	44002	12-017	44083	12-05
42074	11-014	43108	12-07	44003	09-017	44084	12-06
42075	11-014	43108	12-011	44003	12-017	44085	12-05
42076	11-014	43109	12-07	44004	12-012	44086	12-05



Part # / Page # Reference

KW#	Page#	KW#	Page#	KW#	Page#	KW#	Page#
44087	12-06	48022	01-014	50030	08-030	59008	13-016
44088	12-06	48023	01-014	50031	08-030	59009	13-016
44089	12-05	48024	01-014	50032	08-030	59010	13-016
44090	12-05	48025	01-014	50033	09-020	59011	13-016
44091	11-015	48026	01-014	50034	09-020	59012	13-016
44092	12-020	48027	01-015	50035	09-020	59013	13-016
44093	12-022	48028	01-014	50036	09-020	60001	13-06
44094	09-017	48029	01-015	50037	09-016	60002	13-06
44094	12-012	48030	01-014	50038	09-035	60003	13-06
44106	12-07	48031	01-014	50039	09-037	60004	13-06
44106	12-08	48032	01-012	50040	09-028	60005	13-06
44106	12-019	48033	01-012	50041	15-034	60006	13-06
44107	12-021	48034	01-016	50042	15-034	60007	13-03
44108	12-09	48035	01-016	50043	08-04	60008	13-03
44109	12-08	48036	01-016	50044	08-04	60009	13-03
44110	12-08	48037	01-016	50045	08-07	60011	13-04
44111	12-08	48038	01-015	50048	09-020	60012	13-04
44111	12-018	48039	01-015	50051	09-020	60013	13-04
44112	12-08	48040	01-015	50052	08-031	60017	13-05
44112	12-018	48041	01-015	50053	08-031	60018	13-05
44113	12-010	48042	01-018	50056	09-020	60019	13-05
44114	12-08	48043	01-018	50057	10-06	60020	13-05
44114	12-019	48044	01-018	50058	10-06	60021	03-05
44115	12-010	48045	01-018	50059	10-06	60021	03-06
44115	12-019	48046	01-018	50060	10-06	60022	03-018
44116	12-010	48047	01-018	50061	08-017	60023	02-054
44116	12-019	48048	01-018	50062	08-017	60024	02-054
44117	12-010	48049	01-013	50062	08-030	60025	02-054
44117	12-019	48050	01-014	50063	08-017	60026	03-018
44118	12-010	48051	01-015	50063	08-030	60027	03-018
44118	12-019	48052	01-017	50064	08-017	60028	13-04
44119	12-09	48053	01-017	50065	08-018	60029	02-046
44119	09-017	48054	01-017	50066	06-010	60030	13-017
44119	12-010	48055	01-016	50067	06-010	60031	13-017
44119	12-019	48056	01-016	50068	08-07	60032	13-014
44121	12-010	48057	01-016	58001	13-016	60033	13-014
44121	12-019	48058	01-017	58002	13-016	60034	13-014
44122	12-010	48059	01-017	58005	13-02	60035	13-014
44122	12-019	48060	01-015	58005	13-03	60036	13-014
44123	12-09	48061	01-019	58006	13-03	60037	13-014
44123	09-017	48062	01-019	58007	13-03	60039	13-014
44123	12-010	48063	01-019	58008	13-03	60040	13-015
44123	12-019	48064	01-021	58009	13-02	60041	13-015
44413	12-09	48065	01-020	58010	13-02	60042	13-014
47001	01-022	48066	01-020	58011	13-02	60043	13-014
47002	01-022	48067	01-020	58012	13-03	60045	13-014
47003	01-022	48069	01-021	58014	13-017	60046	13-014
47005	01-019	48069	16-07	58015	13-017	60047	13-014
47006	01-019	48070	01-021	58016	13-07	60048	13-014
47007	01-022	48070	16-07	58017	13-07	60049	13-014
47008	01-022	48071	01-021	58018	13-07	60050	13-014
47009	01-022	48071	16-07	58019	13-07	60051	13-014
47010	01-022	48072	01-021	58020	13-07	60052	13-014
47011	01-021	48072	16-07	58021	13-07	60053	13-015
47012	01-022	50001	08-06	58023	13-012	60054	13-015
47013	01-022	50002	08-04	58024	13-013	60056	13-015
48001	01-019	50003	08-07	58025	13-013	60057	13-015
48002	01-019	50004	08-07	58026	09-026	60059	13-014
48003	01-019	50005	08-07	58026	13-07	60060	13-013
48004	01-019	50006	08-06	58027	09-026	60061	13-013
48005	01-019	50007	08-06	58027	13-07	60062	13-05
48006	01-012	50009	08-07	58028	09-026	60063	13-05
48007	01-013	50010	08-05	58028	13-07	60064	13-06
48008	01-013	50015	08-06	58029	09-026	60066	13-05
48009	01-013	50016	08-06	58029	13-07	60100	13-012
48010	01-014	50017	08-06	58030	09-026	60101	13-012
48011	01-015	50018	08-06	58030	13-07	60102	13-012
48012	01-016	50019	08-06	58031	09-026	60103	13-012
48013	01-017	50021	08-06	58031	13-07	60200	13-08
48014	01-018	50022	08-010	58032	09-026	60201	13-08
48015	01-012	50023	08-016	58032	13-07	60202	13-08
48016	01-013	50024	08-030	58033	13-013	60203	13-08
48017	01-016	50025	08-030	59001	13-016	60204	13-09
48018	01-013	50026	08-018	59002	13-016	60205	13-09
48019	01-012	50027	08-018	59003	13-02	60206	13-09
48020	01-012	50028	08-017	59006	13-016	60207	13-09
48021	01-018	50029	08-017	59007	13-016	60208	13-09

Part # / Page # Reference



KW#	Page#	KW#	Page#	KW#	Page#	KW#	Page#
60209	13-09	60287	13-011	62074	03-08	62173	03-09
60210	13-08	60288	13-011	62075	03-08	62174	03-09
60211	13-08	60289	13-011	62076	03-08	62175	03-09
60212	13-08	60290	13-011	62077	14-010	62176	03-07
60213	13-08	60291	13-011	62078	14-010	62177	03-07
60214	13-08	60292	13-010	62079	14-010	62178	03-07
60215	13-08	60293	13-010	62080	14-010	62179	03-07
60216	13-08	60294	13-010	62081	14-010	62180	03-07
60217	13-08	60295	13-010	62082	14-010	62181	03-07
60218	13-08	60296	13-010	62083	03-07	62182	03-011
60219	13-08	60297	13-010	62084	03-07	62183	03-011
60220	13-08	60298	13-010	62085	03-07	62184	03-011
60221	13-08	60299	13-010	62086	03-07	62185	03-011
60222	13-08	60300	13-010	62100	03-017	62186	03-011
60223	13-08	60301	13-010	62101	03-020	62187	03-011
60224	13-08	62001	03-012	62102	03-019	62188	03-011
60225	13-08	62002	03-015	62103	03-019	62189	03-011
60226	13-08	62003	03-012	62104	03-019	62190	03-011
60227	13-09	62005	03-015	62105	03-019	62191	03-011
60228	13-09	62007	03-021	62106	03-019	62192	03-011
60229	13-09	62008	10-05	62107	03-018	62194	03-021
60230	13-09	62009	03-012	62108	03-018	63001	02-064
60231	13-08	62010	03-012	62109	03-018	63002	03-013
60232	13-08	62011	03-012	62110	03-019	63004	03-013
60233	13-09	62012	03-020	62111	03-019	63005	03-013
60234	13-09	62013	03-013	62112	03-018	63006	03-013
60235	13-09	62014	03-013	62113	03-018	63007	03-010
60236	13-09	62015	14-010	62114	03-018	63008	03-010
60237	13-09	62016	14-010	62116	03-018	63009	03-010
60238	13-09	62017	14-010	62117	03-03	63010	03-012
60239	13-09	62018	14-010	62118	03-03	63011	03-021
60240	13-08	62019	14-010	62119	03-03	63012	03-012
60241	13-08	62020	03-020	62120	03-03	63013	03-020
60242	13-08	62021	03-011	62122	03-03	63017	02-064
60243	13-08	62022	03-010	62123	03-03	63018	03-010
60244	13-08	62025	03-010	62124	03-03	63019	03-010
60245	13-08	62026	03-021	62125	03-03	63020	03-04
60246	13-08	62029	03-021	62126	03-03	63023	03-04
60247	13-08	62030	03-015	62127	03-03	63024	03-04
60248	13-08	62031	03-015	62128	03-03	63024	03-012
60249	13-08	62033	03-021	62129	03-03	63025	03-012
60250	13-09	62034	03-021	62130	03-03	63026	03-04
60251	13-09	62035	14-010	62131	03-03	63027	03-04
60252	13-010	62036	03-013	62132	03-03	63027	03-012
60253	13-010	62037	03-013	62133	03-03	63028	03-04
60254	13-010	62038	03-013	62134	03-03	63029	03-04
60255	13-010	62041	03-05	62135	03-03	63030	03-04
60256	13-011	62042	03-05	62136	03-03	63031	03-07
60257	13-011	62043	03-05	62137	03-020	63038	03-05
60258	13-011	62044	03-05	62138	03-020	63042	02-057
60259	13-011	62045	03-05	62139	03-020	63046	02-057
60260	13-011	62046	03-05	62140	03-021	63047	02-063
60261	13-011	62047	03-05	62141	03-021	63048	02-063
60262	13-010	62049	03-05	62144	03-020	63049	02-063
60263	13-010	62050	03-05	62145	03-05	63050	02-063
60264	13-010	62051	03-05	62146	03-05	63052	02-063
60265	13-010	62052	03-06	62147	03-017	63053	02-063
60266	13-010	62053	03-06	62148	03-017	63054	02-063
60267	13-010	62054	03-06	62149	03-017	63100	02-065
60268	13-010	62055	03-06	62155	03-021	63101	02-065
60269	13-010	62056	03-06	62156	03-015	63102	02-068
60270	13-010	62057	03-06	62157	03-015	63103	02-065
60272	13-010	62058	03-06	62158	03-015	63106	02-068
60273	13-010	62060	03-06	62159	03-015	63107	02-067
60274	13-010	62061	03-06	62160	03-015	63109	02-067
60275	13-010	62062	03-06	62161	03-015	63115	02-068
60276	13-010	62063	03-06	62162	03-016	63116	02-068
60277	13-010	62064	03-04	62163	03-016	63117	02-068
60278	13-011	62065	03-04	62164	03-016	63119	02-066
60279	13-011	62066	03-04	62165	03-016	63120	02-066
60280	13-011	62067	03-04	62166	03-016	63121	02-066
60281	13-011	62068	03-04	62167	03-016	63123	02-066
60282	13-010	62069	03-04	62168	03-09	63130	02-069
60283	13-010	62070	03-08	62169	03-09	63131	02-069
60284	13-011	62071	03-08	62170	03-09	63133	02-068
60285	13-011	62072	03-08	62171	03-09	63134	02-068
60286	13-011	62073	03-016	62172	03-09	63135	02-068



Part # / Page # Reference

KW#	Page#	KW#	Page#	KW#	Page#	KW#	Page#
63136	02-065	64110	10-06	65068	10-013	66072	10-028
63137	02-065	64111	10-06	65069	10-013	66073	10-028
63138	02-065	65001	10-017	65070	10-07	66074	10-028
63139	02-065	65002	10-017	65073	10-012	66075	10-028
63140	02-065	65003	10-017	65074	15-08	66076	10-029
63142	02-065	65004	10-016	65075	10-012	66077	10-029
63143	02-065	65004	10-018	65076	15-08	66078	10-031
63144	02-068	65005	10-018	65077	15-08	66079	10-031
63145	02-068	65006	10-018	65078	10-013	66080	10-031
63146	02-067	65007	10-018	65079	10-013	66081	10-026
63148	02-068	65008	10-018	65080	10-013	66082	10-030
63149	02-065	65009	10-018	65081	10-012	66083	10-028
63150	02-065	65010	10-017	66001	10-024	66084	10-028
63151	02-065	65011	10-011	66002	10-024	66085	10-028
63153	02-065	65012	10-011	66003	10-024	66086	10-027
63154	02-067	65014	10-011	66004	10-026	66087	10-029
63155	02-067	65015	10-016	66005	10-026	66088	10-029
63160	02-069	65015	15-07	66006	10-031	66090	10-031
63161	02-069	65017	10-016	66007	10-024	67001	10-015
63162	02-066	65017	15-07	66008	10-024	67002	10-015
63163	02-066	65018	10-012	66009	10-024	67003	10-015
63164	02-066	65019	10-012	66010	10-024	67004	10-015
63165	02-066	65020	10-012	66011	10-027	67005	10-015
63166	02-066	65021	10-016	66012	10-030	67006	10-015
63167	02-066	65021	15-08	66013	10-027	67007	10-015
63168	02-066	65022	10-014	66014	10-027	67008	10-015
63169	02-066	65023	10-014	66017	10-029	67009	10-015
63170	02-066	65025	10-016	66018	10-027	67010	10-015
63171	02-066	65025	15-08	66019	10-029	67053	05-09
63172	02-067	65026	10-016	66020	10-029	67054	05-09
64002	10-04	65026	15-08	66021	10-028	67055	05-09
64003	10-05	65027	10-016	66022	10-028	67056	05-09
64004	10-04	65027	15-08	66025	10-026	67057	05-08
64006	10-05	65028	10-014	66026	10-026	67058	05-09
64007	10-05	65029	10-016	66027	10-026	67058	09-019
64009	10-05	65029	15-08	66028	10-025	67059	05-08
64011	10-07	65030	10-014	66029	10-031	67060	10-015
64012	10-09	65031	10-014	66030	10-024	67100	10-022
64013	10-09	65032	10-018	66031	10-024	67101	10-021
64014	10-09	65033	10-014	66034	10-028	67102	10-021
64015	10-07	65034	10-018	66035	10-027	67103	10-021
64016	10-07	65035	10-014	66036	10-029	67104	10-021
64017	10-07	65036	10-018	66037	10-029	67106	10-021
64018	10-07	65037	10-018	66038	10-029	67107	10-021
64019	10-09	65038	10-017	66039	10-027	67108	10-020
64020	10-08	65039	10-017	66040	10-030	67109	10-020
64021	10-08	65040	10-018	66041	10-030	67110	10-020
64022	10-08	65041	10-018	66042	10-027	67111	10-020
64023	10-08	65042	10-017	66043	10-027	67112	10-020
64024	10-08	65043	10-017	66044	10-025	67113	10-020
64025	10-08	65044	10-016	66045	10-030	67114	10-020
64026	10-016	65044	10-017	66046	10-025	67115	10-020
64028	10-05	65045	10-018	66047	10-025	67116	10-020
64029	10-05	65046	10-011	66048	10-029	67117	10-020
64031	10-07	65048	10-016	66049	10-029	67118	10-020
64032	10-09	65048	15-07	66050	10-025	67119	10-020
64033	10-08	65049	10-016	66051	10-025	67120	10-020
64034	10-08	65049	15-07	66052	10-027	67121	10-020
64035	10-08	65050	10-016	66053	10-027	67122	10-020
64036	10-03	65050	15-07	66054	10-026	67123	10-020
64037	10-03	65051	10-016	66055	10-026	67125	10-020
64038	10-03	65051	15-07	66056	10-026	67126	10-020
64039	10-03	65052	10-014	66057	10-026	67127	10-020
64040	10-03	65054	10-010	66058	10-026	67128	10-019
64041	10-03	65055	10-010	66059	10-025	67129	10-019
64042	10-03	65056	10-010	66060	10-025	67131	10-019
64043	10-03	65057	10-010	66061	10-025	67132	10-019
64048	10-04	65058	10-011	66062	10-025	67133	10-019
64049	10-04	65059	10-011	66063	10-030	67134	10-019
64101	10-09	65060	10-011	66064	10-030	67135	10-019
64102	10-09	65061	10-011	66065	10-030	67136	10-019
64103	10-09	65062	10-010	66066	10-030	67137	10-019
64104	10-09	65063	10-010	66067	10-030	67138	10-019
64105	10-09	65064	10-010	66068	10-030	67139	10-019
64107	10-08	65065	10-010	66069	10-030	67140	10-019
64108	10-09	65066	10-012	66070	10-030	67142	10-019
64109	10-09	65067	10-012	66071	10-030	67143	10-019

Part # / Page # Reference



KW#	Page#	KW#	Page#	KW#	Page#	KW#	Page#
67144	10-019	74018	15-028	75055	15-033	75135	15-020
67145	10-019	74019	15-028	75056	15-033	75136	15-029
67146	10-019	74020	15-028	75057	08-010	75137	15-029
67147	10-019	74021	15-028	75058	15-033	75138	08-07
67148	10-019	74022	15-028	75059	15-039	75138	15-021
67150	10-019	74023	15-028	75061	15-033	75139	15-018
67151	10-019	74024	15-029	75062	15-04	75140	15-018
67152	10-023	74025	15-029	75063	15-04	75141	15-018
67154	10-023	74026	15-029	75064	15-04	75142	15-018
67155	10-023	74027	15-029	75065	15-04	75143	15-018
67156	10-023	74028	15-029	75066	15-04	75144	06-08
67157	10-023	74029	15-029	75067	15-09	75144	08-015
67158	10-023	74030	15-029	75068	15-015	75144	15-011
67159	10-023	74031	15-029	75069	15-037	75145	06-08
67161	10-023	74032	15-029	75070	15-037	75145	08-015
67162	10-020	74033	15-031	75071	15-016	75145	15-011
67165	03-013	74034	15-031	75072	15-016	75146	06-08
67165	11-020	74035	15-031	75073	05-04	75146	08-015
67166	10-015	74037	15-031	75074	15-039	75146	15-011
67167	10-015	74039	15-031	75075	15-039	75147	15-011
71001	08-04	74040	15-031	75076	15-039	75148	15-011
71002	08-02	74043	15-031	75077	15-039	75149	09-07
71003	08-02	74044	15-031	75078	15-038	75149	15-010
71004	08-02	74045	15-031	75079	15-038	75150	09-07
71005	08-02	74046	15-031	75080	15-039	75150	15-010
71006	08-03	74047	15-031	75081	15-040	75151	09-07
71007	08-02	75001	15-05	75082	15-040	75151	15-011
71008	08-010	75002	15-03	75083	15-040	75152	09-07
71009	08-010	75003	15-03	75084	15-040	75152	15-010
71010	08-010	75004	15-03	75085	15-040	75153	09-07
71011	08-06	75005	15-03	75086	15-039	75153	15-010
71012	08-06	75006	15-03	75087	15-039	75154	15-017
71013	08-08	75007	15-03	75088	15-039	75155	15-017
71014	08-08	75008	15-03	75089	15-039	75156	15-017
71015	08-05	75009	15-03	75090	15-038	75157	15-017
71016	08-05	75010	15-05	75091	15-038	75158	15-017
71017	08-05	75011	15-05	75092	15-038	75159	15-010
71018	08-05	75012	15-05	75093	15-038	75160	15-010
71019	08-05	75014	15-04	75094	15-038	75161	15-010
71020	08-05	75015	15-04	75095	15-038	75162	15-020
71021	08-05	75016	15-04	75096	15-038	75163	15-020
71022	08-05	75017	15-04	75097	15-040	75164	15-020
71023	08-05	75018	15-05	75098	15-037	75165	08-07
71026	08-014	75019	15-05	75099	15-016	75165	15-021
71027	08-010	75020	15-05	75100	15-016	75166	08-07
71028	08-08	75021	15-07	75101	15-016	75166	15-021
71029	08-08	75022	15-09	75102	15-05	75167	15-026
71030	08-08	75023	15-09	75103	15-030	75168	15-026
71032	08-014	75024	15-09	75104	15-030	75168	15-027
71033	08-014	75025	15-09	75105	15-030	75169	15-026
71034	08-014	75026	15-015	75106	15-030	75169	15-027
71040	08-04	75027	15-015	75107	15-030	75170	15-026
71041	08-03	75028	15-016	75108	15-030	75170	15-027
71042	08-07	75029	15-016	75109	15-030	75171	15-024
71043	08-010	75030	15-016	75110	15-033	75172	15-024
71044	08-06	75031	15-015	75111	15-06	75173	15-026
71045	08-06	75032	15-016	75112	15-06	75174	15-026
71047	08-09	75033	15-016	75113	15-06	75175	15-024
71048	08-09	75034	15-016	75114	15-06	75175	15-026
71049	08-09	75035	15-016	75115	15-06	75175	15-027
71050	08-09	75036	15-033	75116	15-06	75176	15-024
74002	15-019	75037	14-015	75117	15-040	75176	15-026
74003	15-019	75038	15-019	75118	15-030	75176	15-027
74004	15-019	75040	15-019	75119	15-044	75177	15-024
74005	15-019	75042	15-019	75120	15-038	75177	15-026
74006	15-019	75043	15-019	75123	15-036	75177	15-027
74007	15-019	75044	15-019	75124	15-036	75178	15-041
74008	15-030	75045	15-019	75125	15-036	75179	15-041
74009	15-030	75046	15-019	75126	15-036	75180	15-041
74010	15-028	75047	08-031	75127	15-036	75181	15-041
74011	15-028	75048	08-031	75128	15-036	75182	15-042
74012	15-028	75049	15-032	75129	15-036	75183	15-042
74013	15-028	75050	15-032	75130	15-036	75184	15-042
74014	15-028	75051	15-033	75131	15-036	75185	15-042
74015	15-028	75052	15-033	75132	15-036	75186	15-042
74016	15-028	75053	15-033	75133	15-020	75188	15-043
74017	15-028	75054	15-033	75134	15-020	75189	15-043



Part # / Page # Reference

KW#	Page#	KW#	Page#	KW#	Page#	KW#	Page#
75190	15-044	76026	14-014	76121	14-021	78016	15-037
75191	15-044	76027	14-014	76122	14-021	78017	15-037
75192	15-042	76028	14-014	76123	14-021	78018	15-037
75193	15-042	76029	14-014	76124	14-011	78019	08-029
75194	15-043	76030	14-014	76125	14-011	78019	15-037
75195	15-043	76031	14-015	76126	14-011	78020	15-035
75196	15-044	76032	14-015	76127	14-011	78021	15-035
75197	15-044	76033	14-015	76128	14-011	78022	15-035
75198	15-043	76034	14-015	76129	14-011	78025	15-035
75199	15-043	76037	14-08	76130	14-011	78026	15-035
75200	15-044	76038	14-08	76131	14-011	78027	15-035
75201	15-044	76039	14-08	76132	14-011	78028	15-035
75202	15-043	76040	14-06	76133	14-020	78029	15-035
75203	15-043	76041	14-010	76134	14-020	78030	15-04
75204	15-041	76042	14-010	76135	14-020	78031	15-04
75205	15-041	76045	14-08	76136	14-020	78032	15-034
75206	15-041	76046	14-06	76137	14-020	78033	15-034
75207	15-041	76047	14-06	76138	14-07	81001	16-07
75208	15-041	76049	14-08	76139	14-07	81002	16-07
75209	15-041	76051	14-010	76140	14-07	81004	16-07
75210	15-041	76052	14-011	76141	14-07	81006	13-04
75211	15-041	76053	14-010	76142	14-05	82000	15-014
75212	15-042	76054	14-010	76143	14-05	82001	15-014
75213	15-042	76055	14-011	76144	14-07	82002	15-013
75214	15-05	76056	14-07	76145	14-07	82003	15-013
75215	15-023	76057	14-07	76146	14-07	82004	15-013
75216	15-023	76058	14-014	76147	14-07	82005	15-013
75217	15-023	76060	14-015	76148	14-05	82006	15-013
75218	15-023	76061	14-014	76149	14-05	82007	15-013
75219	15-023	76065	14-015	76150	14-03	83000	04-027
75220	15-023	76066	14-015	76151	14-03	83000	06-012
75221	15-023	76067	14-013	76152	14-03	83000	08-013
75222	15-026	76068	14-013	76153	14-03	83001	04-027
75223	15-026	76073	14-08	76154	14-04	83001	06-012
75224	15-025	76074	14-08	76155	14-04	83001	08-013
75225	15-025	76075	14-08	76156	14-04	83002	04-027
75226	15-025	76076	14-06	76157	14-04	83002	06-012
75227	15-025	76077	14-06	76158	14-07	83002	08-013
75228	15-029	76078	14-06	76159	14-05	83003	04-027
75229	15-029	76079	14-06	76160	14-05	83003	06-012
75230	15-032	76080	14-06	76161	14-03	83003	08-013
75231	15-032	76081	14-06	76161	14-04	83004	04-027
75232	15-032	76082	14-06	76162	14-09	83004	06-012
75236	15-032	76084	14-06	76163	14-09	83004	08-013
75237	15-032	76085	14-018	76164	14-09	83005	06-010
75238	15-032	76086	14-018	76165	14-09	83005	06-012
75239	15-04	76087	14-018	76166	14-09	83005	08-013
75240	01-09	76088	14-017	76167	14-05	83006	06-010
75240	15-021	76089	14-017	76168	14-05	83006	06-012
75241	15-03	76090	14-017	76169	14-09	83006	08-013
75242	15-06	76091	14-017	76170	14-09	83007	06-010
75243	15-06	76092	14-018	76175	14-05	83007	06-012
76001	14-012	76093	14-016	76176	14-05	83007	08-013
76002	14-012	76094	14-016	76178	14-03	90013	16-07
76003	14-012	76095	14-016	76180	14-06	119006	05-07
76004	14-012	76096	14-016	76181	14-018	119007	05-07
76005	14-012	76097	14-016	76182	14-010	119008	05-08
76006	14-011	76098	14-016	76183	14-011	119009	05-08
76006	14-012	76099	14-014	76184	14-014	119010	05-08
76007	14-013	76100	14-014	76185	14-014	119011	05-08
76008	14-013	76101	14-012	76189	14-015		
76009	14-012	76102	14-08	76190	14-015		
76010	14-012	76103	14-08	76191	14-014		
76011	14-012	76104	14-08	76192	14-015		
76012	14-012	76106	14-08	78001	15-037		
76013	14-012	76109	14-06	78002	15-037		
76014	14-012	76110	14-06	78003	15-037		
76016	14-012	76111	14-013	78004	15-034		
76017	14-012	76112	14-013	78005	15-036		
76018	14-014	76113	14-013	78007	15-034		
76019	14-013	76114	14-013	78008	15-034		
76020	14-013	76115	14-019	78010	15-034		
76021	14-013	76116	14-019	78011	15-034		
76022	14-013	76117	14-019	78013	15-037		
76023	14-014	76118	14-019	78014	15-037		
76024	14-015	76119	05-07	78015	08-029		
76025	14-014	76120	14-021	78015	15-037		

OEM # Cross Reference



OEM#	KW#	Page#	OEM#	KW#	Page#	OEM#	KW#	Page#
3-4	74043	15-031	9058	71042	08-07	27062-78	17010	01-011
4	74040	15-031	9076	08020	02-062	27062-78	31041	01-011
4R5	74039	15-031	9135	16100	08-019	27063-57	17006	01-011
4R5	74046	15-031	9135	16100	08-020	27063-78	17007	01-011
5RL	74035	15-031	11158	08020	02-062	27063-78	31039	01-011
5R6A	74034	15-031	11165	09124	09-021	27063-80	17007	01-011
5R6A	74044	15-031	11447	20058	04-016	27063-80	31039	01-011
6R12	74033	15-031	11447	20058	04-021	27063-80	31041	01-011
6R12	74047	15-031	11451	28005	02-057	27218-95	17012	01-010
10R12A	74037	15-031	12053	09114	08-019	27219-95	17016	01-010
10R12A	74045	15-031	12053	09114	08-020	27270-95	17017	01-010
35-70T	75046	15-019	16203-67	15008	08-04	27609-01	17014	01-010
700	05221	08-010	16250-57	15005	08-04	27629-01	17019	01-010
707	05219	09-019	16250-57	71001	08-04	27762-71A	17002	01-08
722A	05222	08-010	16251-58	15005	08-04	29085-81	31001	01-07
1614	63052	02-063	16274-88T	50002	08-04	29116-83	31012	01-03
1642	05038	11-011	16483-48	71015	08-05	29116-83	31012	01-04
1642	05038	16-020	16484-66B	71017	08-05	29116-83	31012	01-05
1642	05040	11-011	16485-74A	71017	08-05	29136-91	31028	01-07
1642	05040	16-020	16492-48	71016	08-05	29138-91	31031	01-07
1643	05032	11-011	16492-66B	71018	08-05	29208-87T	31033	01-07
1643	05032	16-020	16492-74A	71018	08-05	29286-88T	31026	01-07
1767W	16005	09-020	16510-83A	71022	08-05	29310-93	31021	01-07
1767W	16006	09-020	16852-83A	71004	08-02	29533-55A	75162	15-020
3201W	47012	01-022	16852-87T	71005	08-02	29954-71	75096	15-038
3594	09124	09-021	16853-48	15004	08-02	29954-71A	75097	15-040
3655	05034	11-011	17324-57A	71027	08-010	29957-81B	75084	15-040
3655	05034	16-020	17360-83	71011	08-06	29957-81B	75085	15-040
3655	05039	11-011	17375-83	71012	08-06	29957-85A	75084	15-040
3655	05039	16-020	17500-48	50009	08-07	29957-85A	75085	15-040
3655	05041	11-011	17509-54	50010	08-05	29960-85	75089	15-039
3655	05041	16-020	17529-92	50007	08-06	29960-99	39061	15-040
3680	05029	11-011	17530-92	50006	08-06	29961-85	75088	15-039
3680	05029	16-020	17537-96	50016	08-06	29965-70	75090	15-038
3680	05033	11-011	17538-96	50017	08-06	29965-75	75091	15-038
3680	05033	16-020	17551-96	50018	08-06	29965-81	75092	15-038
3680	05034	11-011	17594-99	71045	08-06	29967-84A	75094	15-038
3680	05034	16-020	17901-86	71049	08-09	29967-89	75095	15-038
3680	05036	11-011	17935-79B	71030	08-08	29970-88	75093	15-038
3680	05036	16-020	17945-36B	71029	08-08	29975-65TA	75074	15-039
3958	63053	02-063	17947-36	71029	08-08	29976-83T	75075	15-039
4074	05099	02-064	24490-38	71008	08-010	29981-95	75117	15-040
4074	05099	16-021	25256-93	50003	08-07	29988-73	75097	15-040
4074	63054	02-063	25268-84A	50045	08-07	30017-01	75120	15-038
4453	62194	03-021	25392-84T	50032	08-030	30201-65	75079	15-038
4961	08021	02-062	25415-99	50052	08-031	30605-48	75163	15-020
5710	62011	03-012	25415-99	50053	08-031	30801-47	75134	15-020
5775	20058	04-016	26338-68	05205	06-010	30801-47	75135	15-020
5775	20058	04-021	26338-68	05205	06-013	30851-65TA	75078	15-038
5960W	63047	02-063	26338-68	05205	16-012	31080-83T	75059	15-039
6099	05521	08-018	26381-92A	31017	08-015	31081-83T	75080	15-039
6099	05521	16-014	26552-72	75144	06-08	31302-84	75098	15-037
6724	05099	02-064	26552-72	75144	08-015	31352-85T	78010	15-034
6724	05099	16-021	26552-72	75144	15-011	31353-85T	50042	15-034
6762B	71029	08-08	26554-77	75145	06-08	31355-88T	50041	15-034
7142	08021	02-062	26554-77	75145	08-015	31443-65	75123	15-036
7501	76034	14-015	26554-77	75145	15-011	31443-65A	75123	15-036
7739	05041	11-011	26557-83	75160	15-010	31444-65A	78011	15-034
7739	05041	16-020	26558-84	75159	15-010	31445-65A	78003	15-037
7778	05030	11-011	26561-84	75146	06-08	31465-65	78001	15-037
7778	05030	16-020	26561-84	75146	08-015	31475-77	78011	15-034
7778	05031	11-011	26561-84	75146	15-011	31482-70	78005	15-036
7778	05031	16-020	26566-91	75161	15-010	31489-79	75127	15-036
7778	05042	11-011	26856-89	07001	08-06	31489-79	75128	15-036
7778	05042	16-020	26995-86A	17004	01-011	31489-79A	75127	15-036
7783	60006	13-06	27002-89A	17004	01-011	31489-79A	75128	15-036
7848W	39027	09-013	27006-76	31037	01-08	31489-79B	75127	15-036
7993	63048	02-063	27006-88	17003	01-08	31489-79B	75128	15-036



OEM # Cross Reference

OEM#	KW#	Page#	OEM#	KW#	Page#	OEM#	KW#	Page#
31504-91A	75156	15-017	33175-16A	16036	09-036	35040-50T	16001	09-018
31506-79B	75154	15-017	33175-16A	16037	09-036	35042-91	16044	09-04
31507-87T	78008	15-034	33182-63TA	44053	09-036	35050-40	16003	09-019
31511-01A	75158	15-017	33277-36A	50038	09-035	35051-89	16056	09-04
31511-90T	75127	15-036	33288-37	16028	09-037	35203-36	09071	09-022
31511-90T	75128	15-036	33318-85	13003	08-016	35205-52A	09075	09-023
31522-00	75157	15-017	33336-83	09024	09-022	35205-52R	09084	09-023
31526-81B	75127	15-036	33337-83	09078	09-021	35205-79	09087	09-023
31526-81B	75128	15-036	33338-83	09077	09-021	35205-79	09089	09-023
31565-67	78007	15-034	33350-36	16025	09-037	35205-79A	09086	09-023
31567-81	75124	15-036	33381-39	16024	09-037	35208-84T	09081	09-023
31572-73	78002	15-037	33430-50	16026	09-037	35211-36	09123	09-021
31604-91	75126	15-036	33445-89	13024	08-019	35211-91	09124	09-021
31606-65TA	75052	15-033	33445-89	13024	08-020	35212-73	09072	09-022
31609-65A	75104	15-030	33445-94	13025	08-019	35277-52A	16008	09-018
31609-65A	75107	15-030	33445-94	13025	08-020	35362-79	16045	09-04
31609-80	75105	15-030	33446-89	13026	08-019	35622-79C	16050	09-04
31609-80	75108	15-030	33446-89	13026	08-020	35625-94	16052	09-04
31610-83T	75054	15-033	33446-94	13027	08-019	35626-94	16053	09-04
31611-83T	75053	15-033	33446-94	13027	08-020	36753-87A	67154	10-023
31614-83	75106	15-030	33644-65	50036	09-020	36917-36	39019	09-015
31614-83	75109	15-030	33729-82	43117	12-010	36954-62T	44051	12-011
31625-82T	75051	15-033	33891-98	43057	12-04	37015-87A	50048	09-020
31655-99	75118	15-030	33892-98	43057	12-04	37051-36	39020	09-015
31663-90	75125	15-036	33900-59	75150	09-07	37052-65	39020	09-015
31723-71TA	75049	15-032	33900-59	75150	15-010	37053-58	39023	09-015
31727-72	75049	15-032	33901-79	75151	09-07	37054-79	39021	09-015
31728-78A	75050	15-032	33901-79	75151	15-011	37070-39B	39007	09-013
31930-99	74016	15-028	33902-98	75152	09-07	37074-38A	39008	09-013
31932-99	74015	15-028	33902-98	75152	15-010	37090-84A	39025	09-013
32054-98	74017	15-028	33904-00	75153	09-07	37090-98	39026	09-013
32090-98	74012	15-028	33904-00	75153	15-010	37105-99	50056	09-020
32091-98	74011	15-028	34291-52C	16010	09-018	37109-87A	50033	09-020
32092-98	74013	15-028	34292-72A	16011	09-018	3711-39	11317	07-013
32093-98	74010	15-028	34447-52	16006	09-020	37310-39	39018	09-014
32094-98	74014	15-028	34447-74	16005	09-020	37448-71	16009	09-018
32095-98	74023	15-028	34468-86A	50035	09-020	37496-90	39011	09-014
32358-00A	74018	15-028	34543-00	50051	09-020	37533-52A	16012	09-012
32400-80A	75165	08-07	34555-52	16006	09-020	37550-41B	39004	09-012
32400-80A	75165	15-021	34555-74	16005	09-020	37550-90A	39013	09-012
32400-94	75138	08-07	34564-74TA	16017	09-016	37550-98	39014	09-012
32400-94	75138	15-021	34599-81	16041	09-016	37567-41A	39010	09-014
32404-90	75166	08-07	34605-86TB	16016	09-016	37581-47	39006	09-013
32404-90	75166	15-021	34606-54TA	16039	09-016	37707-90	09111	08-019
32424-95	17018	01-010	34606-71	16039	09-016	37707-90	13002	09-012
32446-99	17020	08-010	34606-74	16019	09-016	37707-94	09112	08-019
32515-85T	75038	15-019	34606-75T	16018	09-016	37707-94	39001	09-012
32517-70	74005	15-019	34606-90	50037	09-016	37707-98	09113	08-019
32522-70T	75044	15-019	34609-52	44002	09-017	37707-98	39002	09-012
32542-70TA	75042	15-019	34609-52	44002	12-017	37709-89	09090	09-024
32543-99	75048	08-031	34611-65	44001	09-017	37816-41	39003	09-014
32588-70A	75047	08-031	34611-65	44001	12-017	37871-84	39029	09-011
32601-78	74006	15-019	34611-65	44003	09-017	37871-90	39056	09-011
32605-70T	75043	15-019	34611-65	44003	12-017	37871-98A	39057	09-011
32629-70T	75045	15-019	34611-65	44005	09-017	37872-90	39064	09-013
32661-70	75133	15-020	34611-65	44005	12-012	37883-98	39059	09-013
32661-70	75135	15-020	34611-65	44019	09-017	37884-98	39060	09-013
32661-70	75164	15-020	34611-65	44019	12-013	37903-90	39024	09-013
32661-70T	74003	15-019	34692-74TA	16040	09-016	37904-90	39063	09-011
32670-70	74004	15-019	34803-59	50034	09-020	37908-90	39062	09-013
32726-30A	75134	15-020	34911-81TB	50005	08-07	37911-90	39054	09-011
32726-30A	75135	15-020	35026-79B	16046	09-04	37912-91	39028	09-014
33057-72	16034	09-036	35026-94	16047	09-04	37912-98A	39058	09-014
33084-41	16030	09-037	35027-94	16051	09-04	37913-90	39053	09-011
33094-57A	16031	09-037	35028-94	16048	09-04	37913-98	39055	09-011
33096-54B	16023	09-037	35029-94	16049	09-04	37932-98	39052	09-011
33150-59	50039	09-037	35039-70A	16002	09-018	37977-90	39051	09-011
33175-16	16038	09-036	35039-80T	16002	09-018	38005-74	39015	09-014

OEM # Cross Reference



OEM#	KW#	Page#	OEM#	KW#	Page#	OEM#	KW#	Page#
38010-41	39003	09-014	41470-86T	09055	09-025	43602-78	60008	13-03
38010-41	39009	09-014	41492-90T	09048	09-025	43603-78	60009	13-03
38599-80B	67152	10-023	41493-90T	09014	09-025	43617-00	60066	13-05
38602-92	67155	10-023	41493-90T	09050	09-025	43619-84	58011	13-02
38604-65A	65002	10-017	41530-84T	60005	13-06	43663-80A	58006	13-03
38604-90A	67156	10-023	41595-00	60063	13-05	43672-84	58007	13-03
38607-87A	67157	10-023	41731-82	43054	10-015	43686-00	60064	13-06
38608-82	65010	10-017	41731-82	43054	11-019	43957-80	42054	11-012
38617-95	67158	10-023	41737-63T	43033	11-020	43957-86	42057	11-012
38618-68C	67159	10-023	41745-79	43032	11-020	43957-86A	42057	11-012
38620-96	67161	10-023	41761-58	43019	11-015	43957-86B	42057	11-012
38623-68	67056	05-09	41761-58	43059	11-015	43957-86C	42057	11-012
39966-80	13001	08-016	41761-73	43021	11-015	43957-86C	42076	11-014
39976-65B	09023	08-016	41762-58A	43029	11-019	44005-74	42050	11-012
39978-58	13013	08-016	41764-70	43031	11-019	44005-74	42051	11-012
40200-02	09109	08-033	41765-58	43020	11-015	44005-78	42050	11-012
40209-30	09061	08-032	41789-92	42008	11-09	44005-78	42051	11-012
40209-55	09062	08-032	41789-92	42010	11-09	44005-78	42071	11-014
40210-30	09001	08-032	41791-79A	42003	11-07	44017-00A	43125	11-04
40210-55	09002	08-032	41791-79A	42006	11-09	44023-00	43123	11-04
40210-85C	09100	09-023	41791-79A	42009	11-09	44032-77	42052	11-012
40211-55	09003	08-032	41791-79A	42048	11-07	44032-79	42052	11-012
40217-79A	09120	09-026	41797-00	42018	11-08	44050-87	43003	11-04
40250-94	09099	09-023	41797-00	42081	11-08	44063-83	42073	11-014
40251-92	09124	09-021	41800-81A	43024	11-020	44063-83C	42055	11-012
40266-85	09021	08-032	41801-63	42017	11-06	44063-83C	42056	11-013
40269-85A	09004	08-032	41806-72B	42002	11-07	44082-00	42058	11-012
40275-70	09006	08-033	41806-72B	42014	11-07	44082-00	42059	11-013
40275-83	09065	08-032	41807-74	42015	11-07	44082-00	42060	11-012
40282-70	09059	08-033	41955-03	43112	12-010	44082-00	42061	11-013
40284-90	09041	09-028	42269-30	43039	11-09	44082-00	42074	11-014
40299-70	09008	08-033	42273-30	43040	11-09	44082-00	42078	11-014
40299-83A	09022	08-032	42309-70	43012	11-020	44082-00C	42065	11-013
40308-94	09005	08-032	42318-72	43007	11-020	44082-00C	42066	11-013
40317-94	09031	09-028	42333-70	43041	11-09	44098-77	42075	11-014
40331-02	09110	08-033	42374-77B	43025	11-015	44099-77	42077	11-014
40375-70	09012	08-036	42374-77B	43025	11-019	44134-74	42071	11-014
40384-83A	09064	08-032	42446-82A	43023	11-015	44135-74	42050	11-012
40384-91	09007	08-032	42453-80A	43018	11-015	44135-74	42051	11-012
40392-72	09066	08-032	42453-82A	43022	11-015	44135-78	42050	11-012
40392-91	09020	08-032	42454-82	43022	11-015	44135-78	42051	11-012
40910-00	60062	13-05	42480-36	44048	12-04	44136-00	42019	11-08
40925-00	43126	11-04	42480-73	43042	12-04	44136-00	42080	11-08
40936-86A	42022	11-08	42831-04	42063	11-013	44136-84A	42004	11-07
40954-81	09036	09-024	42836-04	42064	11-013	44136-84A	42005	11-09
40954-81	09037	09-024	43032-40B	58014	13-017	44136-84A	42007	11-09
40954-81	09043	09-024	43032-40B	58015	13-017	44136-84A	42011	11-09
40954-81	09044	09-024	43053-86	58012	13-03	44136-84A	42012	11-09
40954-81	09107	09-025	43283-86	08022	02-062	44136-84A	42016	11-07
40954-83	09016	09-025	43308-78	43010	11-020	44137-77A	42001	11-07
40954-83	09045	09-024	43346-83	60028	13-04	44137-77A	42013	11-07
40954-83	09046	09-024	43395-80	42067	11-012	44156-00	42019	11-08
40976-86	58008	13-03	43567-79	05028	11-011	44156-00	42080	11-08
41017-66A	59003	13-02	43567-79	05028	16-020	44204-90	43002	11-06
41110-79A	60020	13-05	43567-79	05031	11-011	44207-87	43001	11-06
41191-74	05026	11-011	43567-79	05031	16-020	44209-82	42053	11-012
41191-74	05026	16-020	43567-79	05035	11-011	44209-82	42070	11-014
41198-73	05030	11-011	43567-79	05035	16-020	44209-82A	42053	11-012
41198-73	05030	16-020	43567-79	05042	11-011	44209-87	42023	11-014
41400-63	43037	11-06	43567-79	05042	16-020	44209-87	42023	11-014
41401-52	43036	11-06	43567-92	05027	11-011	44209-87A	42072	11-014
41470-30	09032	09-028	43567-92	05027	16-020	44213-87	42072	11-014
41470-62	09102	09-028	43567-92	05037	11-011	44260-00	42019	11-08
41470-73	09052	09-025	43567-92	05037	16-020	44260-00	42080	11-08
41470-73	09058	09-025	43578-35	71009	08-010	44310-77	43009	11-020
41470-73T	09034	09-024	43600-74	58009	13-02	44311-80	43008	11-020
41470-73T	09035	09-024	43600-78	58010	13-02	44395-00	43122	11-04
41470-86T	09049	09-025	43601-78	60007	13-03	44401-49TB	42082	11-06



OEM # Cross Reference

OEM#	KW#	Page#	OEM#	KW#	Page#	OEM#	KW#	Page#
44414-01A	43124	11-04	45865-84	63026	03-04	50907-69A	44038	12-020
44442-00A	42058	11-012	45866-84	63030	03-04	50939-52	44027	12-015
44442-00A	42059	11-013	45932-86	63019	03-010	50939-52	44033	12-017
44442-00A	42060	11-012	45963-97	62036	03-013	50940-52	44049	12-017
44442-00A	42061	11-013	45993-73	62010	03-012	50957-02	44092	12-020
44470-82A	43023	11-015	45998-73	63029	03-04	52573-77T	09060	08-030
44473-02A	05301	11-011	46048-84	62021	03-011	53156-86	64015	10-07
44473-02A	05301	16-020	47159-79TA	71003	08-02	54508-89A	63017	02-064
45002-65A	65001	10-017	47466-79	08006	02-053	54515-73	63050	02-063
45012-72	43035	11-019	47500-73	08005	02-053	54517-67	63049	02-063
45013-82	65046	10-011	47500-73	08011	02-053	54704-65	63001	02-064
45013-96	65052	10-014	47510-58	08003	02-062	56063-82A	64007	10-05
45016-93	65036	10-018	47519-83A	58005	13-02	56066-82A	64006	10-05
45016-96	65032	10-018	47519-83A	58005	13-03	56105-84	64015	10-07
45016-96	65034	10-018	47537-89A	08010	02-023	56121-60A	62030	03-015
45017-82A	65010	10-017	47537-89A	08010	02-053	56153-73	64011	10-07
45017-93	65034	10-018	47537-89A	08015	02-053	56153-73	64031	10-07
45017-93	65037	10-018	47547-87	08007	02-053	56157-85T	64017	10-07
45019-85	65014	10-011	47577-86	60006	13-06	56157-85T	64018	10-07
45036-68	65004	10-016	47579-86	60006	13-06	56158-73	64015	10-07
45036-68	65004	10-018	47698-86B	16007	02-062	56159-73	64015	10-07
45036-88	65044	10-016	47698-86B	16007	09-019	56206-81A	64019	10-09
45036-88	65044	10-017	47720-36	16029	09-036	56220-81B	64019	10-09
45039-68	65004	10-016	48031-89A	08019	02-062	56236-96	64107	10-08
45039-68	65004	10-018	48300-60	62140	03-021	56238-62	64026	10-016
45044-82	65045	10-018	48310-30	63013	03-020	56305-88	67108	10-020
45062-82T	65041	10-018	48311-60	62012	03-020	56305-90	67109	10-020
45062-82T	65042	10-017	48315-60	62012	03-020	56306-88	67128	10-019
45063-72	43030	11-019	48315-60	62020	03-020	56306-90	67129	10-019
45064-82T	65040	10-018	48315-60	62141	03-021	56308-88	67132	10-019
45064-82T	65043	10-017	48332-48B	62155	03-021	56308-96	67131	10-019
45080-83T	65038	10-017	48361-80	62007	03-021	56309-86	67110	10-020
45082-83T	65039	10-017	48361-80	62026	03-021	56309-88	67111	10-020
45305-98	63028	03-04	48365-48A	62026	03-021	56309-96	67112	10-020
45378-87	62014	03-013	48365-48A	63011	03-021	56313-76T	67133	10-019
45387-83	63004	03-013	49019-95	44107	12-021	56327-81B	67134	10-019
45400-75	63005	03-013	49080-93	43180	12-011	56327-90	67135	10-019
45409-75	63008	03-010	50005-85A	10036	02-061	56327-96	67136	10-019
45417-84	62022	03-010	50006-77A	10004	02-060	56328-81B	67113	10-020
45418-80	63009	03-010	50006-77A	10029	02-060	56328-90	67114	10-020
45418-84	63018	03-010	50006-84	10015	02-060	56328-96	67115	10-020
45419-80	62009	03-012	50011-30TA	10010	02-061	56331-81T	67116	10-020
45420-80	63024	03-04	50014-74	10001	02-061	56332-81T	67137	10-019
45420-80	63024	03-012	50015-74	10002	02-061	56333-83	67138	10-019
45475-00	62073	03-016	50015-74	10037	02-061	56334-83	67117	10-020
45670-80	62029	03-021	50018-85	10017	02-061	56336-83	67139	10-019
45700-48	62030	03-015	50028-74T	10003	02-061	56337-83	67118	10-020
45717-63	62034	03-021	50031-84A	10013	02-060	56342-90	67119	10-020
45733-48	62013	03-013	50031-84A	10031	02-060	56342-96	67120	10-020
45754-60	63012	03-012	50036-36	10003	02-061	56342-96	67162	10-020
45769-00	62073	03-016	50049-36	10001	02-061	56343-90	67140	10-019
45776-49	62001	03-012	50049-58	10001	02-061	56343-96	67142	10-019
45823-49	63010	03-012	50061-36	10021	02-058	56355-92	67121	10-020
45824-49	62003	03-012	50061-36E	10018	02-058	56355-96	67122	10-020
45831-77	63007	03-010	50063-59A	10004	02-060	56356-92	67143	10-019
45834-77	63027	03-04	50063-59A	10029	02-060	56356-96	67144	10-019
45834-77	63027	03-012	50072-92	10016	02-060	56357-96	67145	10-019
45838-77	63020	03-04	50075-91	10008	02-060	56368-96	67123	10-020
45842-77A	63025	03-012	50087-89A	10009	02-059	56375-94	67146	10-019
45849-49	27001	03-013	50094-36	10002	02-061	56375-96	67125	10-020
45849-49	63002	03-013	50212-98	10011	02-061	56376-96	67147	10-019
45849-73	27004	03-013	50233-00	10012	02-061	56379-96	67148	10-019
45849-75	27005	03-013	50610-86T	44040	12-021	56381-96	67150	10-019
45849-77	27007	03-013	50614-66	44047	12-022	56382-96	67126	10-020
45849-84	27006	03-013	50620-74	44074	12-022	56392-77	64014	10-09
45849-87	27003	03-013	50621-79	44043	12-022	56395-81	64014	10-09
45852-48	63006	03-013	50646-82	44050	12-017	56400-96	67151	10-019
45855-77	63023	03-04	50900-72	44037	12-021	56401-96	67127	10-020

OEM # Cross Reference



OEM#	KW#	Page#	OEM#	KW#	Page#	OEM#	KW#	Page#
56500-79	64013	10-09	60678-85	13028	08-020	63798-99A	31103	08-012
56500-79	64032	10-09	61023-93	20048	04-016	63800-48	31018	08-014
58590-60	62008	10-05	61102-73A	20152	04-024	63800-58	31018	08-014
59000-36	11305	07-05	61102-73A	20154	04-024	63805-80T	31029	08-011
59007-73A	11304	07-04	61102-83A	20063	04-022	63810-80T	31023	08-011
59031-83	11300	07-04	61103-36	20059	04-022	63812-90	31034	08-011
59111-74	11304	07-04	61103-36	20155	04-024	63813-90	31016	08-011
59176-96	11307	07-05	61103-65	20060	04-022	63813-90	31032	08-011
59205-57	11266	07-026	61103-65	20155	04-024	63839-59	31104	08-012
59206-57	11266	07-026	61103-73A	20153	04-024	65240-41A	48004	01-019
59207-49	11265	07-026	61103-73A	20154	04-024	65244-62TA	48005	01-019
59584-73A	11315	07-012	61103-83	20064	04-022	65270-84T	47008	01-022
59604-65A	11316	07-013	61211-84A	20068	04-011	65273-88T	47001	01-022
59611-73A	11319	07-012	61213-83	20004	04-010	65274-88T	47002	01-022
59612-41	11309	07-013	61218-85	20007	04-011	65325-83	47013	01-022
59682-78	11320	07-012	61218-87A	20002	04-010	65459-84	21047	01-019
59753-97	11381	07-011	61219-83	20003	04-010	65459-95	48063	01-019
59876-00	11380	07-05	61228-84A	20068	04-011	65599-80A	48062	01-019
59904-80	11310	07-012	61229-83	20004	04-010	65674-87	48061	01-019
59914-00	11382	07-011	61348-96A	20026	04-016	65834-68A	47007	01-022
59914-86A	11312	07-012	61401-82	19013	05-02	65948-00	82002	15-013
59914-86A	11384	07-011	61425-83	20003	04-010	65958-04	82007	15-013
59914-86A	11432	07-011	61426-67A	20002	04-010	65989-97	82005	15-013
59940-79	64009	10-05	61426-85	20007	04-011	66006-70	82000	15-014
59941-79	64009	10-05	62129-75T	20050	04-025	66007-84	82001	15-014
59964-86	02006	07-025	62213-05	20166	04-019	66010-82B	82006	15-013
59969-86	02006	07-025	62213-05	20167	04-019	66010-97	82003	15-013
59993-80	76031	14-015	62375-57	05217	06-013	66070-83T	75029	15-016
59993-80	76032	14-015	62375-57	05217	16-012	66074-83T	75028	15-016
60229-85	41017	09-040	62492-00	21002	06-03	66105-77	75031	15-015
60293-90A	41024	09-038	62492-00	21008	06-03	66191-73	75027	15-015
60295-87	41018	09-040	62492-00	21055	06-03	66210-85B	75026	15-015
60295-87	41019	09-040	62498-00	21002	06-03	66210-97	75068	15-015
60297-87	41019	09-040	62498-00	21008	06-03	66333-90	75036	15-033
60302-36	41001	09-038	62498-00	21055	06-03	66347-91	75072	15-016
60302-58	41002	09-038	62498-89A	21004	06-03	66367-73T	75033	15-016
60302-63	41010	09-038	62498-89A	21006	06-03	66369-67	75035	15-016
60302-63T	41013	09-038	62498-89A	21010	06-03	66370-65TE	75032	15-016
60302-73	41004	09-038	62498-89A	21017	06-04	66373-54TA	75034	15-016
60302-73	41009	09-038	62498-89A	21018	06-04	66383-65T	75100	15-016
60308-67	41003	09-041	62498-89A	21053	06-03	66383-70T	75099	15-016
60316-00	41027	09-041	62498-91	21004	06-03	66470-70T	75071	15-016
60337-00	41026	09-041	62498-91	21006	06-03	66476-73T	75030	15-016
60348-65B	05220	08-018	62498-91	21010	06-03	66476-98	75101	15-016
60365-87	41008	09-040	62498-91	21053	06-03	66672-96	82004	15-013
60380-79	41012	09-039	62563-65	28004	06-012	67024-84A	67101	10-021
60388-82	41012	09-039	62563-65T	28003	06-012	67026-81	67103	10-021
60397-85	41016	09-041	62569-94	28007	15-015	67051-73	67104	10-021
60399-90A	41020	09-041	62576-65A	21058	06-09	67060-79B	67106	10-021
60405-87	41008	09-040	62644-84T	21052	06-09	67060-87A	67106	10-021
60480-94T	41011	09-041	62704-84	21045	06-09	67060-96	67107	10-021
60505-36	50023	08-016	62704-84A	21001	06-09	67066-76	19009	05-08
60516-65A	78004	15-034	62704-84A	21048	06-09	67067-76	19009	05-08
60533-00A	41023	09-039	62707-84	21001	06-09	67069-76	19009	05-08
60533-86	41014	09-039	62707-84	21046	06-09	67070-76	19009	05-08
60557-36	50025	08-030	62707-84	21048	06-09	67072-79A	67106	10-021
60571-78A	50031	08-030	62783-66A	71010	08-010	67072-87B	67100	10-022
60571-86	50031	08-030	62785-66A	71010	08-010	67120-84B	67053	05-09
60572-36	50024	08-030	62840-00	21002	06-03	67124-80	19016	05-09
60572-78	50030	08-030	62840-00	21008	06-03	67125-86A	19014	05-09
60593-74	13012	08-016	62840-00	21055	06-03	67127-73	67054	05-09
60607-81A	41006	09-040	63731-99	31050	08-011	67127-84A	67055	05-09
60620-52	13007	08-016	63782-80	31014	08-011	67130-69	67058	05-09
60630-90	50026	08-018	63782-80	31025	08-011	67130-69	67058	09-019
60630-94	50027	08-018	63796-77	31015	08-011	67186-88	67102	10-021
60639-84B	41007	09-039	63796-77T	31038	08-011	67697-81	76130	14-011
60640-86	41006	09-040	63796-77T	31038	08-013	67701-49	76037	14-08
60668-84A	50032	08-030	63798-99	31049	08-011	67702-65	62019	14-010
60678-85	13028	08-019	63798-99A	31102	08-012	67705-74	76038	14-08



OEM # Cross Reference

OEM#	KW#	Page#	OEM#	KW#	Page#	OEM#	KW#	Page#
67712-60A	62015	14-010	71547-75	75064	15-04	74510-70A	75193	15-042
67719-63	76073	14-08	71563-82A	65051	10-016	74510-75A	75194	15-043
67725-63	76074	14-08	71563-82A	65051	15-07	74510-75A	75195	15-043
67750-88T	76053	14-010	71563-96	65021	10-016	74512-00	75196	15-044
67755-81T	76057	14-07	71563-96	65021	15-08	74512-00	75197	15-044
67766-60	62018	14-010	71563-96	65026	10-016	74512-79A	75194	15-043
67773-80	76054	14-010	71563-96	65026	15-08	74512-79A	75195	15-043
67808-86	62035	14-010	71563-96	65076	15-08	74512-84	75198	15-043
67816-86	62035	14-010	71563-96	65077	15-08	74512-84	75199	15-043
67820-86	62035	14-010	71564-82	65049	10-016	74513-82A	75198	15-043
67847-60	62016	14-010	71564-82	65049	15-07	74513-82A	75199	15-043
67890-48	76051	14-010	71564-96	65021	10-016	74513-85	75198	15-043
67891-68	19006	05-03	71564-96	65021	15-08	74513-85	75199	15-043
68003-47T	76060	14-015	71564-96	65025	10-016	74515-86	75198	15-043
68008-73A	76027	14-014	71564-96	65025	15-08	74515-86	75199	15-043
68010-64B	76028	14-014	71564-96	65077	15-08	74516-86	75198	15-043
68026-73	76068	14-013	71567-82	65048	10-016	74516-86	75199	15-043
68027-73	76030	14-014	71567-82	65048	15-07	74518-99A	75200	15-044
68034-77	76030	14-014	71567-96	65021	10-016	74518-99A	75201	15-044
68090-69	76029	14-014	71567-96	65021	15-08	74519-88	75202	15-043
68113-99A	19026	05-03	71567-96	65027	10-016	74519-88	75203	15-043
68402-86	76016	14-012	71567-96	65027	15-08	74523-84	75204	15-041
68510-74B	76020	14-013	71567-96	65077	15-08	74523-84	75205	15-041
68510-74B	76021	14-013	71568-82A	65050	10-016	74523-84A	75206	15-041
68514-73	76017	14-012	71568-82A	65050	15-07	74523-84A	75207	15-041
68519-68	76019	14-013	71568-96	65021	10-016	74523-91	75208	15-041
68603-62	76052	14-011	71568-96	65021	15-08	74523-91	75209	15-041
68604-62	76052	14-011	71568-96	65029	10-016	74523-92	75210	15-041
69005-85T	75023	15-09	71568-96	65029	15-08	74523-92	75211	15-041
69013-77TB	15003	08-03	71568-96A	65074	15-08	74523-94	75212	15-042
69013-87T	15001	08-03	71568-96A	65077	15-08	74523-94	75213	15-042
69018-73TA	15002	08-03	71584-96A	75242	15-06	74529-79T	75058	15-033
69018-87T	71006	08-03	71584-96A	75243	15-06	74533-75TB	75061	15-033
69624-99A	76041	14-010	71590-96A	75242	15-06	74534-80	75061	15-033
69625-99	76042	14-010	71590-96A	75243	15-06	74587-94	75142	15-018
70124-75	75002	15-03	71591-00	75242	15-06	74589-73A	75141	15-018
70456-73	74007	15-019	71591-00	75243	15-06	74599-77B	75140	15-018
70934-59	19056	05-02	71597-96B	75242	15-06	74600-94	75139	15-018
70938-49	19057	05-02	71597-96B	75243	15-06	74600-97A	75143	15-018
71067-47	19007	05-03	71800-26TA	75007	15-03	74610-01	75119	15-044
71241-91	19005	05-03	71840-29T	75009	15-03	74610-01	75190	15-044
71250-00	19026	05-03	72001-69B	75014	15-04	74610-01	75191	15-044
71294-47	19002	05-02	72002-51A	75147	15-011	75133-99	19086	06-010
71301-77T	19004	05-02	72003-34T	75001	15-05	75133-99	19087	06-010
71313-96	19026	05-03	72004-70	75010	15-05	77510-75A	75194	15-043
71427-94	75003	15-03	72023-51A	75148	15-011	77510-75A	75195	15-043
71428-90A	75004	15-03	74420-94	19020	05-05	83566-51	43011	11-020
71463-73	75131	15-036	74420-94	19020	09-07	91347-00	16099	09-028
71463-73A	75131	15-036	74437-96	19020	05-05	91733-85	50040	09-028
71469-65	75129	15-036	74437-96	19020	09-07	91739-87	41018	09-040
71469-65	75130	15-036	74504-78	75178	15-041	91739-87	41019	09-040
71469-65A	75129	15-036	74504-78	75179	15-041	91744-85	41017	09-040
71469-65A	75130	15-036	74504-82	75180	15-041	91778-85	76022	14-013
71469-65B	75129	15-036	74504-82	75181	15-041	91845-03	66046	10-025
71469-65B	75130	15-036	74505-97	75188	15-043	91845-03	66047	10-025
71469-69	75129	15-036	74505-97	75189	15-043	91875-70A	66001	10-024
71469-69	75130	15-036	74507-85	75184	15-042	91875-82T	66008	10-024
71483-72	75066	15-04	74507-85	75185	15-042	91879-67B	66002	10-024
71484-72	75015	15-04	74508-85	75182	15-042	91879-82T	66010	10-024
71501-73T	75005	15-03	74508-85	75183	15-042	91892-82T	66007	10-024
71501-73T	75241	15-03	74510-47A	75182	15-042	91894-82T	66009	10-024
71507-65	75149	09-07	74510-47A	75183	15-042	91907-87	66029	10-031
71507-65	75149	15-010	74510-59	75182	15-042	91930-92T	66005	10-026
71533-72	75021	15-07	74510-59	75183	15-042	91931-92T	66004	10-026
71534-72	75016	15-04	74510-64	75184	15-042	91965-98	66035	10-027
71535-72	75065	15-04	74510-64	75185	15-042	91968-98	66034	10-028
71539-72	65017	10-016	74510-65	75184	15-042	H0300-2AB	42062	11-012
71539-72	65017	15-07	74510-65	75185	15-042			
71546-75A	75017	15-04	74510-70A	75192	15-042			

Conversion Chart



MM	Decimal	Inches	Drill Size	MM	Decimal	Inches	Drill Size	MM	Decimal	Inches	Drill Size	MM	Decimal	Inches	Drill Size
0.10	0.0039	*	*	2.20	0.0866	*	*	5.25	0.2067	*	*	9.53	0.3750	3/8	*
0.15	0.0059	*	*	2.25	0.0885	*	*	5.30	0.2086	*	*	*	0.3770	*	V
0.20	0.0079	*	*	*	0.0890	*	43	*	0.2090	*	4	9.60	0.3780	*	*
0.25	0.0098	*	*	2.30	0.0905	*	*	5.40	0.2126	*	*	9.70	0.3819	*	*
0.30	0.0118	*	*	2.35	0.0925	*	*	*	0.2130	*	3	9.75	0.3838	*	*
*	0.0135	*	80	*	0.0935	*	42	5.50	0.2165	*	*	9.80	0.3858	*	*
0.35	0.0138	*	*	2.38	0.0937	3/32	*	5.56	0.2187	7/32	*	*	0.3860	*	W
*	0.0145	*	79	2.40	0.0945	*	*	5.60	0.2205	*	*	9.90	0.3898	*	*
0.39	0.0156	1/64	*	*	0.0960	*	41	*	0.2210	*	2	9.92	0.3906	25/64	*
0.40	0.0157	*	*	2.45	0.0964	*	*	5.70	0.2244	*	*	10.00	0.3937	*	*
*	0.0160	*	78	*	0.0980	*	40	5.75	0.2263	*	*	*	0.3970	*	X
0.45	0.0177	*	*	2.50	0.0984	*	*	*	0.2280	*	1	*	0.4040	*	Y
*	0.0180	*	77	*	0.0995	*	39	5.80	0.2283	*	*	10.32	0.4062	13/32	*
0.50	0.0197	*	*	*	0.1015	*	38	5.90	0.2323	*	*	*	0.4130	*	Z
*	0.0200	*	76	2.60	0.1024	*	*	*	0.2340	*	A	10.50	0.4134	*	*
*	0.0210	*	75	*	0.1040	*	37	5.95	0.2344	15/64	*	10.72	0.4219	27/64	*
0.55	0.0217	*	*	2.70	0.1063	*	*	6.00	0.2362	*	*	11.00	0.4330	*	*
*	0.0225	*	74	*	0.1065	*	36	*	0.2380	*	B	11.11	0.4375	7/16	*
0.60	0.0236	*	*	2.75	0.1082	*	*	6.10	0.2401	*	*	11.50	0.4528	*	*
*	0.0240	*	73	2.78	0.1094	7/64	*	*	0.2420	*	C	11.51	0.4531	29/64	*
*	0.0250	*	72	*	0.1100	*	35	6.20	0.2441	*	*	11.91	0.4687	15/32	*
0.65	0.0256	*	*	2.80	0.1102	*	*	6.25	0.2460	*	D	12.00	0.4724	*	*
*	0.0260	*	71	*	0.1110	*	34	6.30	0.2480	*	*	12.30	0.4843	31/64	*
*	0.0280	*	70	*	0.1130	*	33	6.35	0.2500	1/4	E	12.50	0.4921	*	*
0.70	0.0276	*	*	2.90	0.1141	*	*	6.40	0.2520	*	*	12.70	0.5000	1/2	*
*	0.0292	*	69	*	0.1160	*	32	6.50	0.2559	*	*	13.00	0.5118	*	*
0.75	0.0295	*	*	3.00	0.1181	*	*	*	0.2570	*	F	13.10	0.5156	33/64	*
*	0.0310	*	68	*	0.1200	*	31	6.60	0.2598	*	*	13.49	0.5312	17/32	*
0.79	0.0312	1/32	*	3.10	0.1220	*	*	*	0.2610	*	G	13.50	0.5315	*	*
0.80	0.0315	*	*	3.18	0.1250	1/8	*	6.70	0.2638	*	*	13.89	0.5469	35/64	*
*	0.0320	*	67	3.20	0.1260	*	*	6.75	0.2657	17/64	*	14.00	0.5512	*	*
*	0.0330	*	66	3.25	0.1279	*	*	*	0.2660	*	H	14.29	0.5625	9/16	*
0.85	0.0335	*	*	*	0.1285	*	30	6.80	0.2677	*	*	14.50	0.5709	*	*
*	0.0350	*	65	3.30	0.1299	*	*	6.90	0.2716	*	*	14.68	0.5781	37/64	*
0.90	0.0354	*	*	3.40	0.1338	*	*	*	0.2720	*	I	15.00	0.5906	*	*
*	0.0360	*	64	*	0.1360	*	29	7.00	0.2756	*	*	15.08	0.5937	19/32	*
*	0.0370	*	63	3.50	0.1378	*	*	*	0.2770	*	J	15.48	0.6094	38/64	*
0.95	0.0374	*	*	*	0.1405	*	28	7.10	0.2795	*	*	15.50	0.6102	*	*
*	0.0380	*	62	3.57	0.1406	9/64	*	*	0.2811	*	K	15.88	0.6250	5/8	*
*	0.0390	*	61	3.60	0.1417	*	*	7.14	0.2812	9/32	*	16.00	0.6299	*	*
1.00	0.0394	*	*	*	0.1440	*	27	7.20	0.2835	*	*	16.27	0.6406	41/64	*
*	0.0400	*	60	3.70	0.1457	*	*	7.25	0.2854	*	*	16.50	0.6496	*	*
*	0.0410	*	59	*	0.1470	*	26	7.30	0.2874	*	*	16.67	0.6562	21/32	*
1.05	0.0413	*	*	3.75	0.1476	*	*	*	0.2900	*	L	17.00	0.6693	*	*
*	0.0420	*	58	*	0.1495	*	25	7.40	0.2913	*	*	17.06	0.6719	43/64	*
*	0.0430	*	57	3.80	0.1496	*	*	*	0.2950	*	M	17.46	0.6875	11/16	*
1.10	0.0433	*	*	*	0.1520	*	24	7.50	0.2953	*	*	17.50	0.6890	*	*
1.15	0.0452	*	*	3.90	0.1535	*	*	7.54	0.2968	19/64	*	17.86	0.7031	45/64	*
*	0.0465	*	56	*	0.1540	*	23	7.60	0.2992	*	*	18.00	0.7087	*	*
1.19	0.0469	3/64	*	3.97	0.1562	5/32	*	*	0.3020	*	*	18.26	0.7187	23/32	*
1.20	0.0472	*	*	*	0.1570	*	22	7.70	0.3031	*	*	18.50	0.7283	*	*
1.25	0.0492	*	*	4.00	0.1575	*	*	7.75	0.3051	*	*	18.65	0.7344	47/64	*
1.30	0.0512	*	*	*	0.1590	*	21	7.80	0.3071	*	*	19.00	0.7480	*	*
*	0.0520	*	55	*	0.1610	*	20	7.90	0.3110	*	*	19.05	0.7500	3/4	*
1.35	0.0531	*	*	4.10	0.1614	*	*	7.94	0.3125	5/16	*	19.45	0.7656	49/64	*
*	0.0550	*	54	4.20	0.1654	*	*	8.00	0.3150	*	*	19.50	0.7677	*	*
1.40	0.0551	*	*	*	0.1660	*	19	*	0.3160	*	O	19.84	0.7812	25/32	*
1.45	0.0570	*	*	4.25	0.1673	*	*	8.10	0.3189	*	*	20.00	0.7874	*	*
1.50	0.0591	*	*	4.30	0.1693	*	*	8.20	0.3228	*	*	20.24	0.7969	51/64	*
*	0.0595	*	53	*	0.1695	*	18	*	0.3230	*	P	20.50	0.8071	*	*
1.55	0.0610	*	*	4.37	0.1719	11/64	*	8.25	0.3248	*	*	20.64	0.8125	13/16	*
1.59	0.0625	1/16	*	*	0.1730	*	17	8.30	0.3268	*	*	21.00	0.8268	*	*
1.60	0.0629	*	*	4.40	0.1732	*	*	8.33	0.3281	21/64	*	21.03	0.8281	53/64	*
*	0.0635	*	52	*	0.1770	*	16	8.40	0.3307	*	*	21.43	0.8437	27/32	*
1.65	0.0649	*	*	4.50	0.1771	*	*	*	0.3320	*	Q	21.50	0.8465	*	*
1.70	0.0669	*	*	*	0.1800	*	15	8.50	0.3346	*	*	21.83	0.8594	55/64	*
*	0.0670	*	51	4.60	0.1811	*	*	8.60	0.3386	*	*	22.00	0.8661	*	*
1.75	0.0689	*	*	*	0.1820	*	14	*	0.3390	*	R	22.23	0.8750	7/8	*
*	0.7000	*	50	4.70	0.1850	*	13	8.70	0.3425	*	*	22.50	0.8858	*	*
1.80	0.0709	*	*	4.75	0.1870	*	*	8.73	0.3437	11/32	*	22.62	0.8906	57/64	*
1.85	0.0728	*	*	4.76	0.1875	3/16	*	8.75	0.3445	*	*	23.00	0.9055	*	*
*	0.0730	*	49	4.80	0.1890	*	12	8.80	0.3465	*	*	23.20	0.9062	29/32	*
1.90	0.0748	*	*	*	0.1910	*	11	*	0.3480	*	S	23.42	0.9219	59/64	*
*	0.0760	*	48	4.90	0.1929	*	*	8.90	0.3504	*	*	23.50	0.9252	*	*
1.95	0.0767	*	*	*	0.1935	*	10	9.00	0.3543	*	*	23.81	0.9375	15/16	*
1.98	0.0781	5/64	*	*	0.1960	*	9	*	0.3580	*	T	24.00	0.9449	*	*
*	0.0785	*	47	5.00	0.1968	*	*	9.10	0.3583	*	*	24.21	0.9531	61/64	*
2.00	0.0787	*	*	*	0.1990	*	8	9.13	0.3594	23/64	*	24.50	0.9646	*	*
2.05	0.0807	*	*	5.10	0.2008	*	*	9.20	0.3622	*	*	24.61	0.9687	31/32	*
*	0.0810	*	46	*	0.2010	*	7	9.25	0.3641	*	*	25.00	0.9843	*	*
*	0.0820	*	45	5.16	0.2031	13/64	*	9.30	0.3661	*	*	25.03	0.9844	63/64	*
2.10	0.0827	*	*	*	0.2040	*	6	*	0.3680	U	*	25.40	1.0000	1	*
2.15	0.0846	*	*	5.20	0.2047	*	*	9.40	0.3701	*	*	*	*	*	*
*	0.0860	*	44	*	0.2055	*	5	9.50	0.3740	*	*	*	*	*	*



Kustomwerks Announces Exclusive Partnership with Kendall Johnson Customs to produce and market KJC Signature Series Line of Fenders



The new Kendall Johnson Signature Series fenders will be available exclusively through Kustomwerks and Kendall Johnson Customs.

The new Signature Series fenders will be manufactured to both Kendall and Kustomwerk's exacting quality standards. Each fender will be produced from heavy gauge steel without weld seams. By utilizing a one piece construction, the new Signature Series fenders will not split or crack. Each KJC Signature Series fender will also include a phosphate etching to reduce rusting and prep time for the builder.

"Kendall is one of the top builders in the industry and we have worked closely with Kendall and his team to insure that the new fender line upholds his standards." says Don Hannon, President of Kustomwerks. "Having the companies located so closely together gives both the opportunity to communicate ideas and direction effectively and creates a great working relationship."



"We are really excited to have a product out on the market that exceeds anything else out there. We try to produce only the best in our engines and custom bike builds and the new fender line is an extension of that commitment" states Kendall. "We were impressed with Kustomwerks line of Wildcard fenders from the beginning and they have really come through with the KJC Signature Series."

The new Kendall Johnson Signature Series fenders will include front fenders for 19" and 21" Narrow Glide wheels in 4.25", 4.75" and 5.50" widths. The rear fenders will come in 9.00", 11.00", 12.50" and 13.50" widths to fit 200mm to 300mm tire motorcycles and will be available in Rigid and Softail styles. Each fender will come un-drilled to fit a variety of custom applications.





Contact

24HR Order Desk Toll Free Phone : 800 498 4711

24HR Order Desk Toll Free Fax : 800 498 4712

Email : sales@kustomwerks.com

Web : www.kustomwerks.com

General Inquiries Phone: 336 996 8690

General Fax: 336 996 8691

2008



Kustomwerks Inc.
1200 South Park Drive
Kernersville
NC 27284

Kustomwerks

Custom Parts for American Made Motorcycles

Printed in Hong Kong